

Smarter Solutions for Building and Home Automation ABB i-bus[®] KNX Product Range Overview 2024

Product description, quick and easy
selection of product codes



The right reaction comes automatically, in every situation. Being able to automatically control your building not only adds flexibility to building management, it has a positive effect on efficiency, security and productivity too. With products and services such as movement detectors, harmonious lighting, door communication, automated heating, air-conditioning, ventilation and shutter management, ABB offers a range of possibilities to put building control firmly into your hands.

Everything under control, wherever you want it. There's more to making buildings smarter than just remotely controlling room temperatures or automatically controlling lighting. A fully integrated system not only offers you convenience, it also makes your buildings more secure, more energy efficient and will save you money. What's more, ABB Ability™ software gives you a complete overview of your smart buildings from anywhere, at any time.



Wherever energy comes from, it goes to the right place. Electricity is a commodity you don't always appreciate until it's suddenly not there. At ABB it's our mission to supply you with the electricity you need, the moment you need it – such as when plugging in an appliance or turning on a switch. We take high-voltage energy from the source of generation and transmit it instantly to the business or home where it will be used.

The best solution is, keeping all the factors in view. The first step in managing your building's energy is to understand exactly how much you use and where you use it. With this information at hand, you can highlight areas for improvement, which in turn will help you become more efficient and ultimately save money. ABB metering devices connect with your building's automation system and intelligently acquire, store and analyse this information to drive efficiency for the long term.



ABB i-bus® KNX Product Range Overview 2024

ABB MyBuildings portal	2
Service & Support Tools	5
Overview	6
Power Supply	8
System Infrastructure and Interfacing	13
Connection and Wiring	18
Multifunction Room Automation	20
Inputs	29
Outputs	36
Shading Control	48
Lighting Control	57
Movement and Presence Detection	74
Heating, Ventilation and Air Conditioning	86
Automation, Logic and Time Control	109
Visualisation, Display and Signalling	113
Energy Management	125
Safety and Monitoring	131
Security	132
Guest Room Management	140
User Operation – Design Ranges	150
Unique diversity of the range	150
Functional Overview	152
PEONIA®	170
KNX Control Element	184
ABB tacteo®	188
Busch-priOn®	200
ABB Tenton®	209
ABB Trevion®	215
Standard Control Elements	236
Multifunction Control Elements	238
Movement Detectors	242
Room Thermostats	244
Frames	245
Push Button Coupling Unit	252
saga touch™	270
Millenium	276
Zenit	284
Chiara	304
Selection Tables	309
Selection Table According to Order Code	310
Selection Table According to Type	326

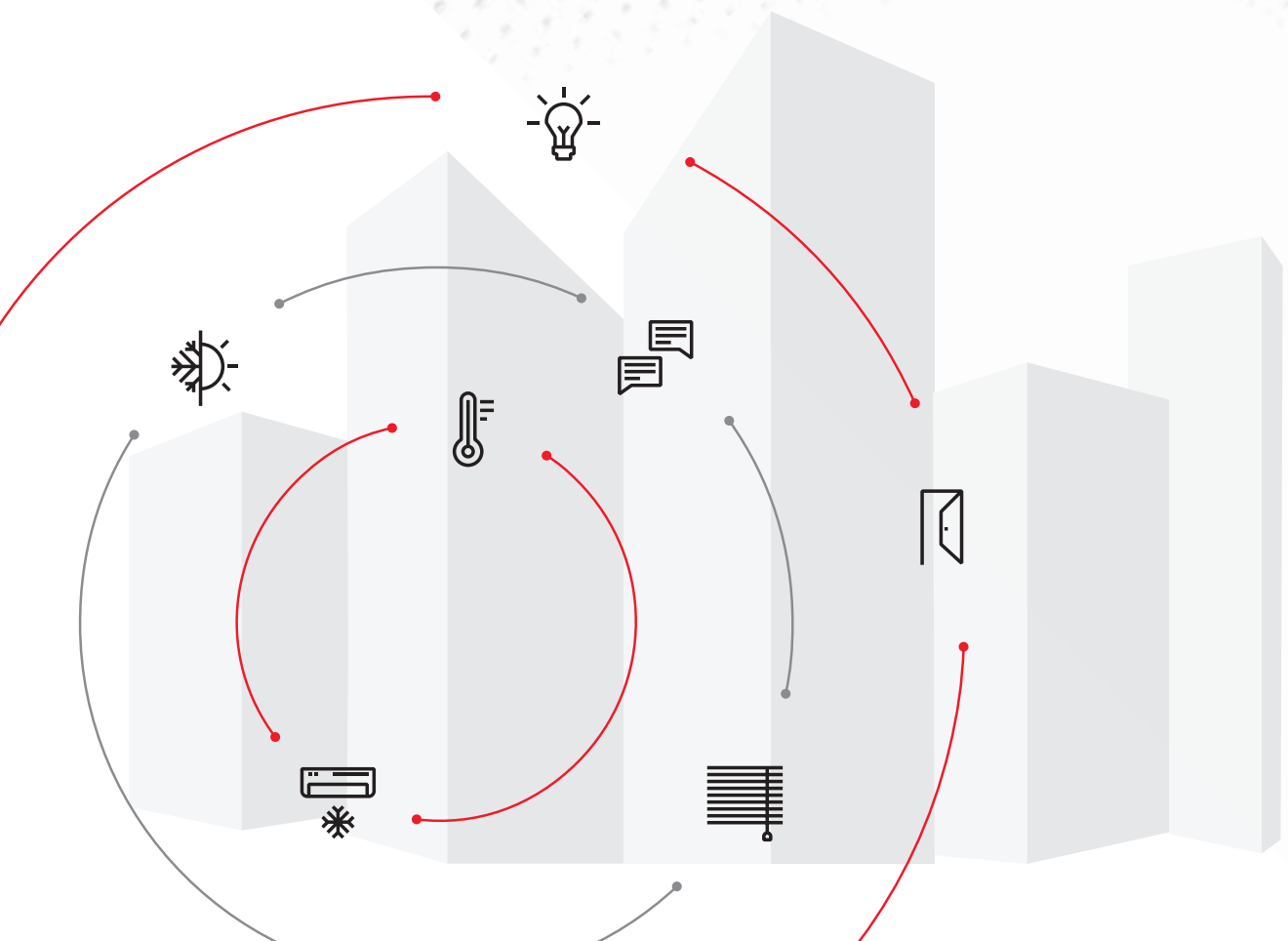
You may also visit our KNX website:



www.abb.com/knx

CONNECTIVITY

Shaping the future of the digital world today requires fully automated solutions that can be networked with all other intelligent devices.





Powerful digital solutions in a single portfolio

MyBuildings portal powered by ABB Ability™

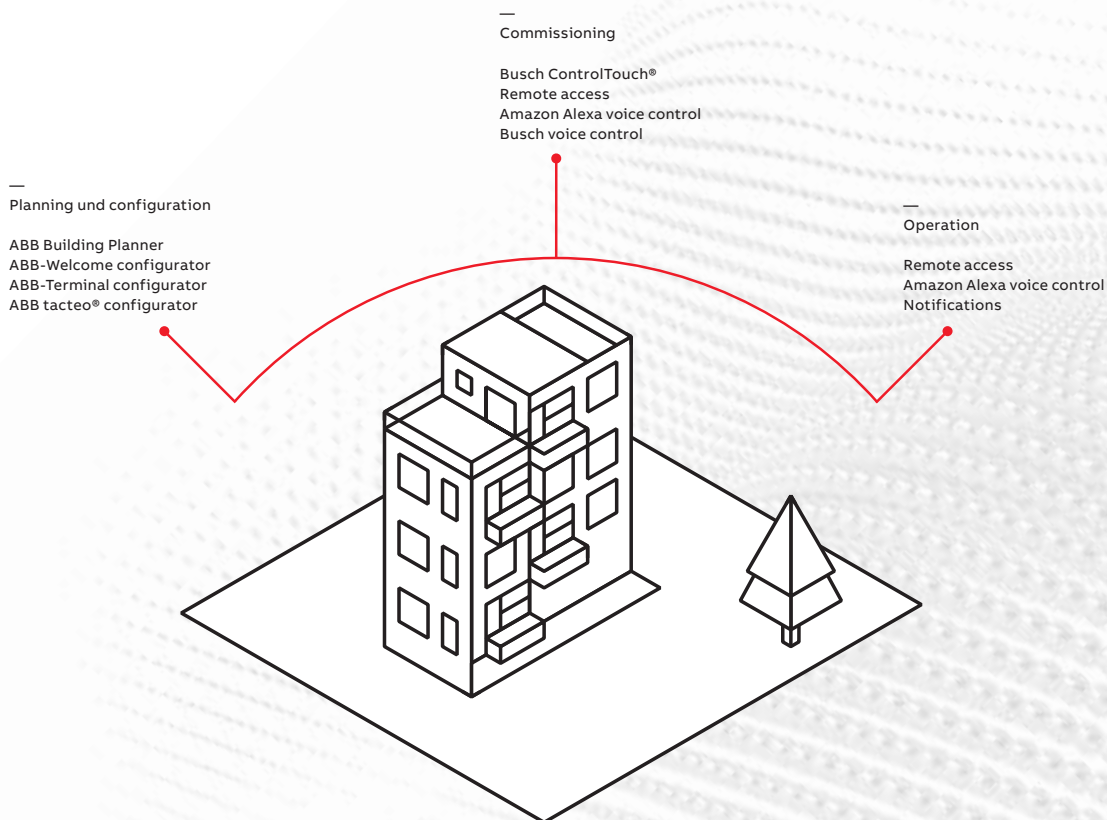
Controlling and planning smart buildings is now easier than ever: ABB bundles its digital services for Smarter Home and Building in the MyBuildings portal under the ABB Ability umbrella. The online portal gives you access to many of ABB's tools and services that you can use for your individual needs. You have the option to configure KNX systems, fire alarm technology, door entry system or ABB tacteo® KNX as well as to extend system functionality with remote access or Amazon Alexa voice control. You can also connect your smart system to a mobile device.

You may visit our MyBuildings portal under mybuildings.abb.com:



Plan, configure and modify as desired with the MyBuildings portal powered by ABB Ability™

CONNECTIVITY



A central contact point for Smarter Building services.



Global availability of ABB services.



24/7 monitoring for best worldwide availability.



Regular cyber security: audits and tests by independent third parties.

ABB i-bus® KNX – Service & Support Tools

For a fast and intuitive self-support in your daily work

ABB provides a wide range of tools to enable an uncomplicated and time-saving support for many of your concerns. Below you can find some tools which helps you during configuration and commissioning of your i-bus® KNX installation.

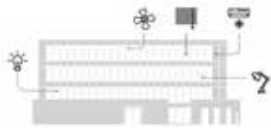


ABB i-bus® Tool

A professional service tool which supports system integrators during commissioning and service of KNX installations. For more information and to download the tool have a look on the linked website.



Visit our website



ABB Update Copy Convert

The ETS app Update Copy Convert provides a series of useful functions for ETS applications and device configuration (parameters and group addresses) in an ETS project.

The functions are:

- Update: Changes the application program to a later or earlier version while retaining current configurations.
- Convert: Transfers/adopts a configuration from an identical or compatible source device.
- Channel Copy: Copies a channel configuration to other channels on a multichannel device.
- Channel Exchange: Exchanges configurations between two channels on a multichannel device.
- Import/Export: Saves and reads device configurations as external files.



Download the app



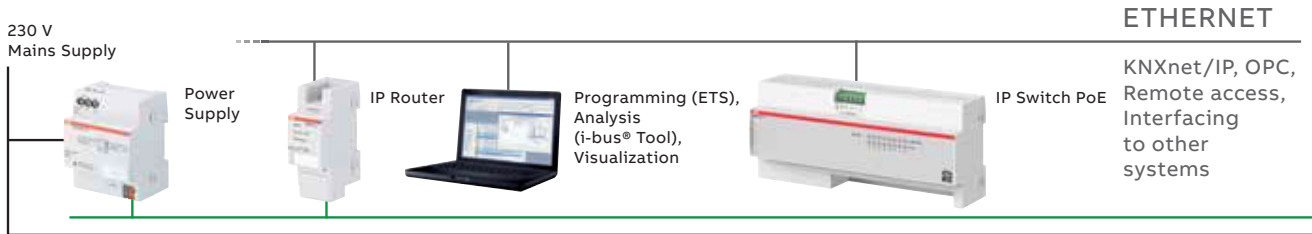
Firmware Update 2.0

With this ETS app you are able to updating the firmware of your device directly via the KNX bus. The app can be used with the ETS5 or higher.



Download the app

ABB i-bus® KNX Overview



Energy consumption measurement			<ul style="list-style-type: none"> - Energy Analyzer - Energy Meter with Meter Interface Module - Energy Module
Switch energy with and without current detection			<ul style="list-style-type: none"> - Switch Actuator
Switch energy with energy measurement			<ul style="list-style-type: none"> - Energy Actuator - Switch Actuator with Energy Function
Switch, dim and control light			<ul style="list-style-type: none"> - Universal Dim Actuator - Switch/Dim Actuator 1-10 V - Light Controller
Digital lighting control using DALI			<ul style="list-style-type: none"> - DALI Gateway - DALI Light Controller
Control of shutters, blinds and ventilation flaps with and without automatic travel time detection			<ul style="list-style-type: none"> - Blind/Roller Shutter Actuator - SMI Blind/Roller Shutter Actuator
Heating/cooling via valve control			<ul style="list-style-type: none"> - Holistic HVAC solution ClimaECO - Valve Drive Actuator - Electromotor Valve Drive - FAN Coil Controller - Central HVAC Controller
Ventilation/climatization			<ul style="list-style-type: none"> - Blower Actuator - Fan Coil Controller
Room solutions with integrated sensor and actuator functions			

KNX-Main Line/TP

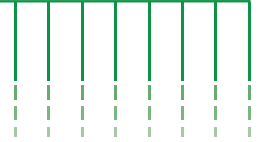
Line 1 2 3 4 ... 13 14 15

Power Supply



Line Coupler

- 64 devices/line
- 15 lines/area with superordinated main line
- max. 15 areas with superordinated area line



- Binary Input



Detect and evaluate switching commands

- Analogue Input



Capture, evaluate and monitor physical values

- Weather Station and Weather Sensor



Evaluate and monitor meteorological data (wind, temperature, rain, etc.)



Remote control via internet

Display operating conditions and control functions

- Presence Detector
- Movement Sensor
- Light Sensor

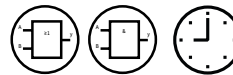


Detect presence and movement

Measure brightness levels

Lighting Control

- Logic Module
- Application Unit Logic
- Application Unit Time
- Time Switch




Perform logical operations and trigger timer-controlled functions

- Room Thermostat
- Air Quality Sensor



Capture, evaluate, monitor and control room conditions, temperature, air quality, etc.

- Security Terminal
- Security Module
- KNX Security Panel
- Fault Monitoring Unit
- Monitoring Unit
- Data Logging Unit



12 V



Monitor operating conditions, signal technical faults, recognize hazards and trigger alarms

- Room outside sensor with card reader
- Transponder Card
- Configuration Software



Access Control system for hotel rooms

ABB i-bus® KNX

Power Supply

	Standard			Diagnostic		Uninterruptible SU/S 30.640.2
	SV/S 30.160.1.1	SV/S 30.320.1.1	SV/S 30.640.3.1	SV/S 30.320.2.1	SV/S 30.640.5.1	
General						
Supply voltage	100 – 240 V AC (85...265 V AC)	100 – 240 V AC (85...265 V AC)	100 – 240 V AC (85...265 V AC)	100 – 240 V AC (85...265 V AC)	100 – 240 V AC (85...265 V AC)	100 – 240 V AC (210...240 V AC)
Type of installation	DIN-Rail	DIN-Rail	DIN-Rail	DIN-Rail	DIN-Rail	DIN-Rail
Module width (18 mm)	4	4	4	4	4	8
Rated current I _n	160 mA	320 mA	640 mA	320 mA	640 mA	640 mA
Rated voltage U _n	30 V DC	30 V DC	30 V DC	30 V DC	30 V DC	30 V DC
Back-up						
Mains failure back-up time without battery	200 ms	200 ms	200 ms	200 ms	200 ms	200 ms
Mains failure back-up time with new, fully charged battery up to	–	–	–	–	–	AM/S: 10 min SAK7: 2.5 h 2 x SAK7: 5 h 2 x SAK12: 11 h 2 x SAK7: 16 h
Choke						
Integrated choke	■	■	■	■	■	■
Extra Voltage output without choke (30 V DC)	–	–	■	–	■	–
Operation and indication						
Short-circuit and overload indication	■	■	■	■	■	■
Output voltage indication	■	■	■	■	■	■
Overload indication	■	■	■	■	■	■
Bus current indication	–	–	–	■	■	–
Telegram traffic indication	–	–	–	■	■	–
Communication error indication	–	–	–	■	■	–
Bus reset button and indication	–	–	–	■	■	–
Mains voltage indication	■	■	■	■	■	■
Battery voltage indication	–	–	–	–	–	■
Reporting						
Floating contact for fault reporting	–	–	–	–	–	■
Commissioning and diagnostic functions						
Control and diagnosis via ABB i-bus® Tool	–	–	–	■	■	–

■ = Function is supported

– = Function is not supported



SV/S 30.160.1.1

Power Supply, 160 mA, MDRC

KNX power supplies generate and monitor the KNX system voltage (SELV). The bus line is decoupled from the power supply by an integrated choke.

The voltage output is short-circuit and overload protected.

The two-color LED indicates device output status. With two-coloured status indicator and wide range input from 85...265 V AC, 50/60 Hz.

Description	Mod. width	Order details		Price	Weight	Pack
		Type code	Order code	1 piece	1 piece	unit
				€	kg	pc.
	4	SV/S 30.160.1.1	2CDG110144R0011		0.30	1



SV/S 30.320.1.1

Power Supply, 320 mA, MDRC

KNX power supplies generate and monitor the KNX system voltage (SELV). The bus line is decoupled from the power supply by an integrated choke.

The voltage output is short-circuit and overload protected.

The two-color LED indicates device output status.

With two-coloured status indicator and wide range input from 85...265 V AC, 50/60 Hz.

Description	Mod. width	Order details		Price	Weight	Pack
		Type code	Order code	1 piece	1 piece	unit
				€	kg	pc.
	4	SV/S 30.320.1.1	2CDG110166R0011		0.30	1



SV/S 30.640.3.1

Power Supply, 640 mA, MDRC

KNX power supplies generate and monitor the KNX system voltage (SELV). The bus line is decoupled from the power supply by an integrated choke. The voltage output is short-circuit and overload protected.

The two-color LED indicates device output status.

Device type SV/S 30.640.3.1 has an additional 30 V DC short-circuit and overload protected voltage output that can be used to power an additional bus line (in combination with a separate choke).

With two-coloured status indicator and wide range input from 85...265 V AC, 50/60 Hz.

Description	Mod. width	Order details		Price	Weight	Pack
		Type code	Order code	1 piece	1 piece	unit
				€	kg	pc.
	4	SV/S 30.640.3.1	2CDG110167R0011		0.30	1

ABB i-bus® KNX

Power Supply



SV/S 30.320.2.1

Power Supply with Diagnostics, 320 mA, MDRC

Compact Power Supply with integrated choke. Quick diagnostics by LED display and ETS communication objects. Analysis of the operating state and the bus line possible by means of ABB i-bus® Tool.

Description	Mod. width	Order details		Price	Weight	Pack
		Type code	Order code	1 piece	1 piece	unit
				€	kg	pc.
	4	SV/S 30.320.2.1	2CDG110145R0011		0.26	1



SV/S 30.640.5.1

Power Supply with Diagnostics, 640 mA, MDRC

Compact Power Supply with integrated choke. Quick diagnostics by LED display and ETS communication objects. Analysis of the operating state and the bus line possible by means of ABB i-bus® Tool. Additional voltage output to supply an additional line in conjunction with an additional choke.

Description	Mod. width	Order details		Price	Weight	Pack
		Type code	Order code	1 piece	1 piece	unit
				€	kg	pc.
	4	SV/S 30.640.5.1	2CDG110146R0011		0.26	1



SU/S 30.640.2

Uninterruptible KNX Power Supply, 640 mA, MDRC

Uninterruptible power supply 640 mA with integrated choke for supplying an ABB i-bus® KNX bus line, short-circuit- and overload-proof. LEDs to indicate the status of the bus current, mains voltage, and battery voltage. Wide range input from 85...265 V AC, 50/60 Hz. The accumulator module AM/S 12.1 or up to 2 rechargeable batteries can be charged in normal operation by the voltage supply. The bus voltage is provided utilising the batteries in the event of a mains failure.

Description	Mod. width	Order details		Price	Weight	Pack
		Type code	Order code	1 piece	1 piece	unit
				€	kg	pc.
	8	SU/S 30.640.2	2CDG110275R0011		0.40	1



AM/S 12.1

Battery Module, 12 V DC, MDRC

With lead-gel battery for use in uninterruptible power supply SU/S 30.640.2 and for maintaining the bus voltage during a mains failure for 10 minutes (at full load). Connection is made via 4-core standard cable.

Description	Mod. width	Order details		Price	Weight	Pack
		Type code	Order code	1 piece	1 piece	unit
				€	kg	pc.
	8	AM/S 12.1	GHQ6310062R0111		0.81	1



KS/K 4.1



KS/K 2.1

Cable Sets

For connection of sealed lead gel batteries SAK7, SAK12 and SAK17 to the uninterruptible KNX power supply SU/S 30.640.2 or the uninterruptible power supply NTU/S 12.2000.1. If only one battery is connected, the basic cable set KS/K 4.1 with integrated temperature sensor is to be used. In case two batteries are connected in parallel, the basic cable set KS/K 4.1 is to be used for the first battery and the extension cable set KS/K 2.1 is to be used for the second battery. It is not permitted to connect more than two batteries in parallel.

Description	Mod. width	Order details		Price	Weight	Pack
		Type code	Order code	1 piece	1 piece	unit
				€	kg	pc.
Basic	–	KS/K 4.1	GHQ6301910R0001		0.18	1
Extension	–	KS/K 2.1	GHQ6301910R0011		0.12	1



SAK17, SAK12, SAK7

Sealed Lead Acid Batteries, 12 V DC

For maintaining the bus voltage during a mains failure. For connection to the uninterruptible power supply SU/S 30.640.2 or the uninterruptible power supply NTU/S 12.2000.1. A maximum of two batteries of the same type can be connected in parallel. For connection, the cable sets KS/K 4.1 and KS/K 2.1 are to be used.

Description	Mod. width	Order details		Price	Weight	Pack
		Type code	Order code	1 piece	1 piece	unit
				€	kg	pc.
7,2 Ah	–	SAK7	GHV9240001V0011		2.98	1
12 Ah	–	SAK12	GHV9240001V0012		4.66	1
18 Ah	–	SAK17	GHV9240001V0013		7.15	1



DR/S 4.1

Choke, MDRC

The device can be used together with a SV/S 30.640.5.1 or SV/S 30.640.3.1 to supply a second line. The device has a reset switch for isolating the bus voltage and resetting the bus devices connected to this line. Connection to ABB i-bus® via Bus Connection Terminal.

Description	Mod. width	Order details		Price	Weight	Pack
		Type code	Order code	1 piece	1 piece	unit
				€	kg	pc.
	2	DR/S 4.1	2CDG110029R0011		0.16	1



NTI/Z 28.30.1

Commissioning Power Supply, 28 V DC, 30 mA

For temporary power supply of KNX devices during commissioning. The Euroconnector and plug-in terminal provide faster connection and supply of devices with manual operation (e.g. FCC/S or SA/S).

Description	Mod. width	Order details		Price	Weight	Pack
		Type code	Order code	1 piece	1 piece	unit
				€	kg	pc.
	–	NTI/Z 28.30.1	2CDG110096R0011		0.14	1

ABB i-bus® KNX

Power Supply



CP-D 24/2.5

Power Supply Units, MDRC

The supply units that can be used universally as auxiliary power supply in KNX installations or other SELV applications. The devices supply a regulated output voltage of 12 V DC or 24 V DC with a maximum output current of 0.42 A up to 4.2 A. The units are protected against overload, the output being able to sustain a continuous short circuit. LED indication of the status of the supply and output voltage. With a width between one to five modules only, the CP-D range power supplies are ideally suited for the installation in distribution panels. Optimized for world-wide applications: The CP-D power supplies can be supplied with a rated voltage of 100 – 240 V AC.

Description	Mod. width	Order details		Price	Weight	Pack
		Type code	Order code	1 piece	1 piece	unit
				€	kg	pc.
12 V DC, 0.83 A	1	CP-D 12/0.83	1SVR427041R1000		0.07	1
12 V DC, 2.1 A	3	CP-D 12/2.1	1SVR427043R1200		0.20	1
24 V DC, 0.42 A	1	CP-D 24/0.42	1SVR427041R0000		0.07	1
24 V DC, 1.3 A	3	CP-D 24/1.3	1SVR427043R0100		0.20	1
24 V DC, 2.5 A	4	CP-D 24/2.5	2CDG120037R0011		0.25	1
24 V DC, 4.2 A	5	CP-D 24/4.2	1SVR427045R0400		0.39	1
Redundancy Unit for decoupling of two CP-D power supply units	2	CP-D RU	1SVR427049R0000		0.08	1



NTU/S 12.2000.1

Uninterruptible Power Supply, 12 V DC, 2 A, MDRC

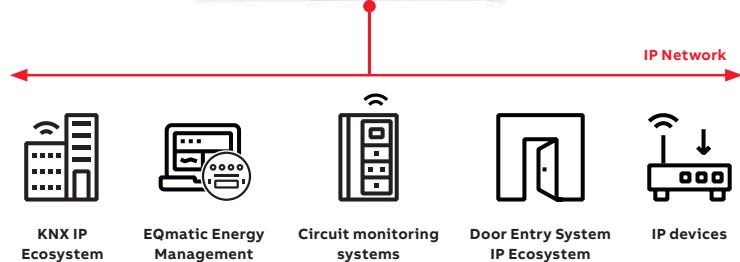
Delivers sufficient power for all types of demanding applications with a buffered output voltage of 12 V DC (SELV) and a maximum output current of 2 A. Operating malfunctions of the power supply are signalled via a changeover contact and can be sent for evaluation purposes. Up to two 12 V DC sealed lead-acid batteries (gel cell) can be connected in parallel with the power supply, in conjunction with the KS/K 4.1 and KS/K 2.1 cable sets, or the AM/S 12.1 battery module.

Description	Mod. width	Order details		Price	Weight	Pack
		Type code	Order code	1 piece	1 piece	unit
				€	kg	pc.
	8	NTU/S 12.2000.1	2CDG110070R0011		0.43	1

ABB IP switches for DIN-Rail installation

Simplifying IP connectivity inside your cabinet

The IP infrastructure plays an important role for the reliability and availability of all building functions.



The ABB IP switches are two industrial-grade, 8 Ports, Fast Ethernet, unmanaged switches (with and without PoE) designed for installation in electrical distribution boards and easy mounting on DIN-Rails.

The new ABB IP switches are suitable for all applications, segments and markets in which distribution boards with DIN-Rail devices requiring IP connectivity are used.

- **Special Design**
- **Easy Installation**
- **Compact Technology**

ABB i-bus® KNX

System Infrastructure and Interfacing

	IP Router IPR/S 3.1.1		IP Router Secure IPR/S 3.5.1	IP Interface IPS/S 3.1.1		IP Interface Secure IPS/S 3.5.1	Line Coupler LK/S 4.2	
General								
Auxiliary voltage	10...30 V DC or PoE IEEE 802.3af class 1		10...30 V DC or PoE IEEE 802.3af class 1	10...30 V DC or PoE IEEE 802.3af class 1		10...30 V DC or PoE IEEE 802.3af class 1	–	
Type of installation	DIN-Rail		DIN-Rail	DIN-Rail		DIN-Rail	DIN-Rail	
Application	IP Router/ 1.1	IP Router/ 2.0	IP Router Secure/ 1.0	IP Interface/ 1.1	IP Interface/ 2.0	IP Interface Secure/ 1.0	Couple/1.1 or Repeat/1.1	Couple Repeat/2.1
ETS	ETS 3	ETS 4/5	ETS 5	ETS 3	ETS 4/5	ETS 5	ETS 3	ETS 4/5
Software functions								
KNX Secure	–	–	■	–	–	■	–	–
Number of tunneling servers	1	5	5	1	5	5	–	–
Number of unicast connections	10	10	10	–	–	–	–	–
Monitoring of bus voltage failure	■	■	■	–	–	–	–	–
Filter Group telegrams main group 0...13	■	■	■	–	–	–	■	■
Filter Group telegrams main group 14...31	–	■ (ETS 4.1.7 or higher)	■	–	–	–	–	■
Function Repeater	–	–	–	–	–	–	■	■
Commissioning and diagnostic functions								
Control and diagnosis via ABB i-bus® Tool	■	■	■	■	■	■	■	■
Firmware update (ABB i-bus® Tool or ETS App)	■	■	■	■	■	■	–	–
Unicast parameterization (ABB i-bus® Tool)	■	■	■	–	–	–	–	–

■ = Function is supported

– = Function is not supported



LK/S 4.2

Line Coupler, MDRC

The line coupler is used in larger installations to connect KNX lines or areas. The lines or areas are galvanically isolated from one another. Telegrams can be filtered to simultaneously reduce the telegram traffic between lines or areas. With ETS 4 (V4.1.2 and higher) the complete group address range of the main groups 0...31 can be filtered. Within a line, the LK/S 4.2 can also be used as a line amplifier (repeater). The device supports long frames (from > ETS5) and KNX Data Secure communication. KNX Data Secure telegrams are processed, filtered, forwarded, or blocked depending on settings.

Description	Mod. width	Order details		Price	Weight	Pack
		Type code	Order code	1 piece	1 piece	unit
				€	kg	pc.
	2	LK/S 4.2	2CDG110171R0011		0.1	1



IPR/S 3.5.1

IP Router Secure, MDRC

Connects the KNX bus with the Ethernet network and encrypts communication on the IP backbone. The device uses the KNXnet/IP Secure protocol for communication (Routing and Tunneling). It can be used as a fast line and area coupler. The full filter table for main groups 0-31 is supported. KNX devices can be programmed via the LAN using ETS. For this and further clients 5 Secure Tunneling Servers are available. The IP address can be fixed or can be received from a DHCP server. Power supply via 12...30 V DC or PoE (IEEE 802.3af class 1). The KNX Standard Communication (Multicast) can be switched off. In this case, up to 10 IPR/S 3.5.1 can communicate using unicast communication.

Description	Mod. width	Order details		Price	Weight	Pack
		Type code	Order code	1 piece	1 piece	unit
				€	kg	pc.
	2	IPR/S 3.5.1	2CDG110176R0011		0.11	1



IPR/S 3.1.1

IP Router, MDRC

Connects the KNX bus with the Ethernet network. The device uses the KNXnet/IP protocol for communication (Routing and Tunneling). It can be used as a fast line and area coupler. The full filter table for main groups 0-31 is supported. KNX devices can be programmed via the LAN using ETS. For this and further clients 5 Tunneling Servers are available. The IP address can be fixed or can be received from a DHCP server. Power supply via 12...30 V DC or PoE (IEEE 802.3af class 1). The KNX Standard Communication (Multicast) can be switched off. In this case, up to 10 IPR/S 3.1.1 can communicate using unicast communication.

Description	Mod. width	Order details		Price	Weight	Pack
		Type code	Order code	1 piece	1 piece	unit
				€	kg	pc.
	2	IPR/S 3.1.1	2CDG110175R0011		0.11	1

ABB i-bus® KNX

System Infrastructure and Interfacing



IPS/S 3.5.1

IP Interface Secure, MDRC

Connects the KNX bus with the Ethernet network and encrypts communication. The device uses the KNXnet/IP Secure protocol for communication (Tunneling). KNX devices can be programmed via the LAN using ETS. For this and further clients 5 Secure Tunneling Servers are available. The IP address can be fixed or can be received from a DHCP server. Power supply via 12...30 V DC or PoE (IEEE 802.3af class 1).

Description	Mod. width	Order details		Price	Weight	Pack unit
		Type code	Order code	1 piece	1 piece	
				€	kg	pc.
	2	IPS/S 3.5.1	2CDG110204R0011		0.11	1



IPS/S 3.1.1

IP Interface, MDRC

Connects the KNX bus with the Ethernet network. The device uses the KNXnet/IP protocol for communication (Tunneling). KNX devices can be programmed via the LAN using ETS. For this and further clients 5 Tunneling Servers are available. The IP address can be fixed or can be received from a DHCP server. Power supply via 12...30 V DC or PoE (IEEE 802.3af class 1).

Description	Mod. width	Order details		Price	Weight	Pack unit
		Type code	Order code	1 piece	1 piece	
				€	kg	pc.
	2	IPS/S 3.1.1	2CDG110177R0011		0.11	1



IS/S 8.1.1

IP Switch, 8 Ports, Fast Ethernet, MDRC

The IP Switch is an industrial-grade, 8 Ports, Fast Ethernet (100 Mbit/s), unmanaged switch with plug-and-play capabilities, designed for installation in electrical distribution boards and small housings for rapid mounting on 35 mm DIN rails (to EN 60715).

Description	Mod. width	Order details		Price	Weight	Pack unit
		Type code	Order code	1 piece	1 piece	
				€	kg	pc.
	8	IS/S 8.1.1	2CDG120082R0011		0.25	1



ISP/S 8.1.1.1

IP Switch PoE, 8 Ports, Fast Ethernet, 55W, MDRC

The IP Switch PoE is an industrial-grade, 8 Ports, Fast Ethernet (100 Mbit/s), PoE (55 W), unmanaged switch with plug-and-play capabilities, designed for installation in electrical distribution boards and small housings for rapid mounting on 35 mm DIN rails (to EN 60715).

Description	Mod. width	Order details		Price	Weight	Pack unit
		Type code	Order code	1 piece	1 piece	
				€	kg	pc.
	12	ISP/S 8.1.1.1	2CDG120083R0011		0.41	1



IPM/S 1.1

IP Patch Module, MDRC

The IP Patch Module consists of an RJ-45 module and a mounting adapter for rail mounting.

Description	Mod. width	Order details		Price	Weight	Pack
		Type code	Order code	1 piece	1 piece	unit
				€	kg	pc.
	1	IPM/S 1.1	2CDG120036R0011		0.1	1



USB/S 1.2

USB Interface, MDRC

Connects the KNX installation with PC software clients such as ETS or visualisations (programming, bus monitor, group monitor). The device supports Long Frames which allows faster download and download of KNX Secure devices.

Description	Mod. width	Order details		Price	Weight	Pack
		Type code	Order code	1 piece	1 piece	unit
				€	kg	pc.
	2	USB/S 1.2	2CDG110243R0011		0.08	1



LL/S 1.1

Optical Fibre Interface, MDRC

The device is used to couple two sections of an bus line using an optical fibre link. Ideal for bridging longer distances or to avoid having to implement lightning and overvoltage protection when laying cables between buildings. Two devices are needed to complete a transmission link.

Description	Mod. width	Order details		Price	Weight	Pack
		Type code	Order code	1 piece	1 piece	unit
				€	kg	pc.
	4	LL/S 1.1	GHQ6050053R0001		0.28	1



MG/S 11.100.1.1

Modbus RTU Client – KNX TP Gateway, 100 Points, MDRC

The Modbus KNX Gateway integrates Modbus RTU server devices with KNX installations at field level. The devices support standard KNX data point types (DPTs) and up to 100 data points. The device is put into operation with the ETS. An optional, free-of-charge ETS app (DCA) is available to facilitate the configuration, allowing to export, and import Modbus-KNX mapping in the form of templates. Modbus component templates are also be available for download from a database. Auxiliary voltage is not required.

Description	Mod. width	Order details		Price	Weight	Pack
		Type code	Order code	1 piece	1 piece	unit
				€	kg	pc.
	2	MG/S 11.100.1.1	2CDG120089R0011		0.82	1

ABB i-bus® KNX

Connection and Wiring



DSM/S 1.1

Diagnosis and Protection Module, MDRC

Enables quick diagnosis of the bus state and indicates telegram traffic via an LED. A bus fault is indicated by contacts. The DSM also suppresses transient overvoltages and interference voltage spikes on the bus and thus protects the connected devices.

Description	Mod. width	Order details		Price	Weight	Pack
		Type code	Order code	1 piece	1 piece	unit
				€	kg	pc.
	2	DSM/S 1.1	2CDG110060R0011		0.11	1



SPD/S 1.1

Surge Protective Device

KNX surge protective devices are capable of discharging direct & indirect lightning strikes causing induced or conducted overvoltages between lines (differential) and lines to ground (common mode) and are safely kept well below the withstand voltages of the KNX system. They are installed between buildings or KNX zones to provide safe isolation from surges. End of life protection indication is provided from the pushbutton, simply depress the push-button and make sure green indicator illuminates. If no indication then replacement is required.

Description	Mod. width	Order details		Price	Weight	Pack
		Type code	Order code	1 piece	1 piece	unit
				€	kg	pc.
	2	SPD/S 1.1	7TCA085400R0448		0.1	1



VB/K ...

Wiring Jumpers

For the interconnection of devices with a bus connection terminal. The vertical and horizontal versions are matched to typical wiring applications.

Description	Mod. width	Order details		Price	Weight	Pack
		Type code	Order code	1 piece	1 piece	unit
				€	kg	pc.
horizontal, 100 mm	-	VB/K 100.1	GHQ6301908R0003		0.06	10
horizontal, 200 mm	-	VB/K 200.1	GHQ6301908R0001		0.07	10
vertical, 270 mm	-	VB/K 270.1	GHQ6301908R0002		0.11	10
vertical, 360 mm	-	VB/K 360.1	GHQ6301908R0004		0.16	10



PS 1/4/6-KNX

Busbars

Busbar for connection several floating supply contacts of a device (e.g. SD/S, SA/S, ...). Reducing the wiring effort and create a secure load-connection. The PS1/4/6 is ready assembled and can be used immediately. The PS 1/60/6 is cut to the required length and closed with the end cap PS-END 1-S.



PS-END 1-S

Description	Mod. width	Order details		Price	Weight	Pack
		Type code	Order code	1 piece	1 piece	unit
				€	kg	pc.
1 Phase, 4 Contacts	-	PS 1/4/6-KNX	2CDG924003R0011		0.012	10
1 Phase, 60 Contacts	-	PS 1/60/6-KNX	2CDG924004R0011		0.11	1
End Cap for busbar	-	PS-END 1-S	2CDL000001R0001		0.001	25



US/E 1

Connection Terminals

For connecting bus devices as well as for looping through or branching the bus cable.

Available in black/red for use as bus connecting terminal, in blue as bus connecting terminal with surge protector and in white/yellow for use as a connecting terminal.

Description	Mod. width	Order details		Price	Weight	Pack unit
		Type code	Order code	1 piece	1 piece	
				€	kg	pc.
Bus Connection Terminal, 50 Pieces, black/red	-	BUSKLEMME	GHQ6301901R0001		0.01	50
Connection Terminal, 50 Pieces, white/yellow	-	KLEMME	GHQ6301902R0001		0.01	50
Connection Terminal with Surge Arrester	-	US/E 1	GHQ6310009R0001		0.01	1



STR/Z 1.50.1


Label Carrier for DIN-rail Devices, 50 Pieces

Snap-on label carrier consisting of transparent carrier plate and insertable blank paper labels.

Description	Mod. width	Order details		Price	Weight	Pack unit
		Type code	Order code	1 piece	1 piece	
				€	kg	pc.
	-	STR/Z 1.50.1	2CDG110149R0011		0.04	50

ABB i-bus® KNX

Multifunction Room Automation –
Room Controller



The fundamental principle:

One device per room

A single Room Controller controls all the room functions.

This “one device per room” principle economically and flexibly provides KNX functionality: With 4 or 8 modules, which are simply inserted into the basis device, all loads in this room (lights, blinds, heating, etc.) can be controlled.

Economic security from the outset

The installation concept of the Room Controller, particularly the simple plug-in module concept, provides security and reliability.

• When planning the infrastructure of a building:

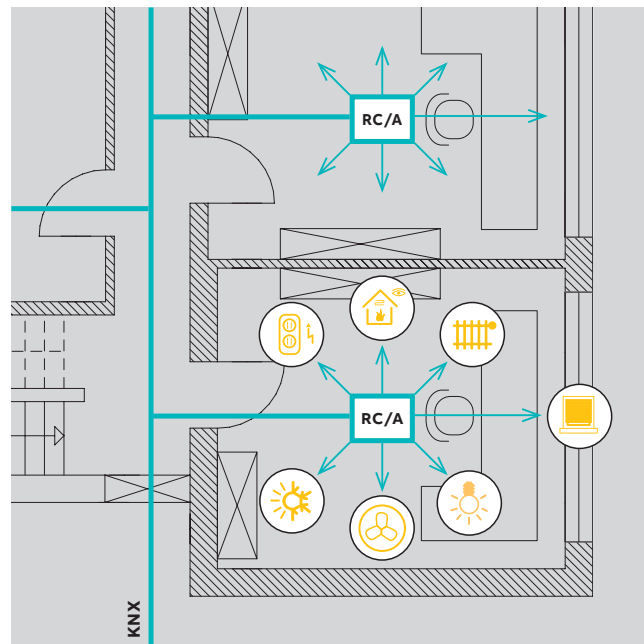
- It can be undertaken without exact knowledge of the subsequent user demands.

• During commissioning:

- When user demands have been determined, they are implemented by simple insertion of modules.

• In operation in a building:

- Modifications to the room utilisation are easy to implement.
- The changes to the cable routing are limited to the room concerned.



Improved fire protection included

The significant reduction in the wiring also considerably reduces the fire load and thus improves safety for persons and assets.

Save on energy and not on comfort

Each room is used differently. The different module assignments of the Room Controller can be configured accordingly.

Just three examples of special building functions that can be implemented with the device.

In the lighting sector

Constant lighting control is not the only conceivable solution. A high level of comfort can be assured by the control of different light scenes.

Blinds and roller shutters

Not only do they provide pleasant shading, they also assist in responsible use of energy. Intelligent facade controls move the blinds to suit the position of the sun.

Heating/Ventilation/Air conditioning

The control of electrothermal valves on radiators is no problem for the “electronic switch actuator” module of the Room Controller. The ventilation can also be integrated into this automatic control.

ABB i-bus® KNX

Multifunction Room Automation – Room Controller

Overview of switching performance

	SA/M 2.6.1	SA/M 2.16.1	SD/M 2.6.2	LR/M 1.6.2	ES/M 2.230.1	ES/M 2.24.1
Outputs						
Load circuits	2 relay outputs	2 relay outputs, floating	2 relay outputs	1 relay output	2 semi-conductor outputs for resistive loads, inrush current: max. 1 A, continuous current: max. 700 mA	2 semi-conductor outputs for resistive loads, inrush current: max. 1 A, continuous current: max. 700 mA
U_n rated voltage	250/440 V AC	250/440 V AC	250/440 V AC	250/440 V AC	115/230 V AC	24 V AC/DC
I_n rated current	6 AX	16 A	6 AX	6 AX	700 mA	700 mA
Control outputs	–	–	2 x 1...10 V DC (passive)	1 x 1...10 V DC (passive)	–	–
Max. control current	–	–	30 mA	30 mA	–	–
Max. cable length	–	–	100 m	100 m	–	–
Switching current per output						
AC3 operation (cos φ = 0.45) EN 60 947-4-1	6 A / 230 V	8 A / 230 V	6 A / 230 V	6 / 230 V	–	–
AC1 operation (cos φ = 0.45) EN 60 947-4-1	6 A / 230 V	16 A / 230 V	6 A / 230 V	6 A / 230 V	–	–
Fluorescent lighting load AX to EN 60 669 (70 μ F)	6 A / 250 V	16 A / 250 V	6 A / 250 V	6 A / 250 V	–	–
Minimum switching capacity	100 mA / 12 V 100 mA / 24 V	100 mA / 12 V 100 mA / 24 V	100 mA / 12 V 100 mA / 24 V	100 mA / 12 V 100 mA / 24 V	–	–
DC current switching capacity (resistive load)	6 A / 24 V=	16 A / 24 V=	6 A / 24 V=	6 A / 24 V=	–	–

– = Not applicable

Overview of switching performance

	SA/M 2.6.1	SA/M 2.16.1	SD/M 2.6.2	LR/M 1.6.2	ES/M 2.230.1	ES/M 2.24.1
Lamp loads at 230 V AC						
– Incandescent lamp load	1380 W	2300 W	1380 W	1380 W	–	–
Fluorescent lamps T5 / T8						
– Uncompensated	1380 W	2300 W	1380 W	1380 W	–	–
– Parallel compensated	1380 W	1500 W	1380 W	1380 W	–	–
– DUO connection	1380 W	1500 W	1380 W	1380 W	–	–
Low-volt halogen lamps						
– Inductive transformer	1200 W	1200 W	1200 W	1200 W	–	–
– Electronic transformer	1380 W	1500 W	1380 W	1380 W	–	–
– Halogen lamp 230 V	1380 W	2300 W	1380 W	1380 W	–	–
Dulux lamp						
– Uncompensated	1100 W	1100 W	1100 W	1100 W	–	–
– Parallel compensated	1100 W	1100 W	1100 W	1100 W	–	–
Mercury-vapour lamp						
– Uncompensated	1380 W	2000 W	1380 W	1380 W	–	–
– Parallel compensated	1380 W	2000 W	1380 W	1380 W	–	–
Switching capacity						
– Max. peak inrush-current I _p (150 μs)	400 A	400 A	400 A	400 A	–	–
– Max. peak inrush-current I _p (250 μs)	320 A	320 A	320 A	320 A	–	–
– Max. peak inrush-current I _p (600 μs)	200 A	200 A	200 A	200 A	–	–
Number of electronic ballasts (T5/T8, single element)						
– 18 W (ABB EVG 1x18 CF)	23	23	23	23	–	–
– 24 W (ABB EVG-T5 1x24 CY)	23	23	23	23	–	–
– 36 W (ABB EVG 1x36 CF)	14	14	14	14	–	–
– 58 W (ABB EVG 1x58 CF)	11	11	11	11	–	–
– 80 W (Helvar EL 1x80 SC)	10	10	10	10	–	–

Further technical specifications can be found in the corresponding product manuals at www.abb.com/knx

– = Not applicable

ABB i-bus® KNX

Multifunction Room Automation – Room Controller Basis Devices



Configuration example

Room Controller

The Room Controller controls all the functions in the room as a central device. Due to its modular design, it can be adapted flexibly to the required functionality. On-site installation enables short assembly and commissioning times. A structured cable entry creates clarity and flexibility for changes in function – both during planning and operation.

Special features

- Height 50 mm: optimised for underfloor installation or suspended ceilings
- Room Controller counts as just one bus device
- Robust housing, IP 54 degree of protection
- Manual operation for immediate testing – even without bus voltage
- Comprehensive software functionality




RC/A 4.2

Room Controller, Basis Device for 4 Modules, SM

It accommodates up to 4 plug-in modules and controls their functions. The RC/A 4.2 communicates as a bus device. Any module type can be plugged into each module slot. A manual control for module function test is integrated. Dimensions: (H x W x D) 200 x 275 x 50.

Description	Mod. width	Order details		Price	Weight	Pack
		Type code	Order code	1 piece	1 piece	unit
		Type code	Order code	€	kg	pc.
		–	RC/A 4.2	2CDG110104R0011	0.98	1



RC/A 8.2

Room Controller, Basis Device for 8 Modules, SM

It accommodates up to 8 plug-in modules and controls their functions. Any module type can be plugged into each module slot. The inserted module is automatically detected. The manual operation facility enables an immediate function test even when bus voltage is not applied. Dimensions: (H x W x D) 270 x 316 x 50.

Description	Mod. width	Order details		Price	Weight	Pack
		Type code	Order code	1 piece	1 piece	unit
		Type code	Order code	€	kg	pc.
		–	RC/A 8.2	2CDG110106R0011	1.695	1

ABB i-bus® KNX

Multifunction Room Automation – Room Controller Function Modules



BE/M 4.230.1

Binary Input Modules, 4-fold

Each of the modules provides 4 inputs. There are 3 module types available for the connection of 115/230 V, 12/24 V (AC or DC) or floating contacts to cover all demands.

Description	Mod. width	Order details		Price	Weight	Pack
		Type code	Order code	1 piece	1 piece	unit
				€	kg	pc.
230 V	–	BE/M 4.230.1	2CDG110005R0011		0.13	1
12/24 V	–	BE/M 4.24.1	2CDG110006R0011		0.13	1
Contact Scanning	–	BE/M 4.12.1	2CDG110007R0011		0.13	1



SA/M 2.6.1

Switch Actuator Module, 2-fold, 6 A

For switching loads up to 16 A at a maximum continuous current of 6 A.

Description	Mod. width	Order details		Price	Weight	Pack
		Type code	Order code	1 piece	1 piece	unit
				€	kg	pc.
	–	SA/M 2.6.1	2CDG110002R0011		0.17	1



SA/M 2.16.1

Switch Actuator Module, 2-fold, 16 A

Switches up to 16 A with two floating relay contacts. The feeding voltage is independent from the Room Controller Basis Device. It must thus be applied directly to the module.

Description	Mod. width	Order details		Price	Weight	Pack
		Type code	Order code	1 piece	1 piece	unit
				€	kg	pc.
	–	SA/M 2.16.1	2CDG110100R0011		0.16	1



JA/M 2.230.1

Shutter Actuator Modules, 2-fold

For controlling two independent blind or shutter drives. There are two module types available for 115/230 V AC or 24 V DC drives.

Description	Mod. width	Order details		Price	Weight	Pack
		Type code	Order code	1 piece	1 piece	unit
				€	kg	pc.
230 V AC	–	JA/M 2.230.1	2CDG110003R0011		0.17	1
24 V DC	–	JA/M 2.24.1	2CDG110004R0011		0.17	1



SD/M 2.6.2

Switch/Dim Actuator Module, 2-fold, 6 AX

It enables the switching and dimming of two groups of luminaries in conjunction with electronic ballasts via a 1...10 V control voltage.

Description	Mod. width	Order details		Price	Weight	Pack
		Type code	Order code	1 piece	1 piece	unit
				€	kg	pc.
	–	SD/M 2.6.2	2CDG110107R0011		0.17	1

ABB i-bus® KNX

Multifunction Room Automation – Room Controller Function Modules



LR/M 1.6.2

Light Controller Module, 1-fold, 6 AX

Enables the switching and dimming of one group of luminaires via a 1...10 V control voltage. The device can be used for constant lighting control in connection with a Light Sensor LF/U 2.1.

Description	Mod. width	Order details		Price	Weight	Pack unit
		Type code	Order code	1 piece	1 piece	
				€	kg	pc.
	–	LR/M 1.6.2	2CDG110108R0011		0.13	1



ES/M 2.230.1

Electronic Switch Actuator Module, 2-fold

With 2 overload-proof outputs for noiseless control of heating systems and chilled ceilings via thermoelectric valve drives. Two module types for voltages from 115/230 V or 24 V (AC or DC) are available.

Description	Mod. width	Order details		Price	Weight	Pack unit
		Type code	Order code	1 piece	1 piece	
				€	kg	pc.
115/230 V	–	ES/M 2.230.1	2CDG110013R0011		0.15	1
24 V	–	ES/M 2.24.1	2CDG110014R0011		0.15	1

ABB i-bus® KNX

Multifunction Room Automation – Room Master

	Room Master Basic RM/S 1.1	Room Master Premium RM/S 2.1	Room Master RM/S 3.1	Room Master RM/S 4.1
General				
Supply voltage	KNX	KNX	KNX	KNX
Type of installation	DIN-Rail	DIN-Rail	DIN-Rail	DIN-Rail
Module width (18 mm)	8	12	12	8
Current consumption, bus	< 12 mA	< 24 mA	< 12 mA	< 12 mA
Inputs				
Binary inputs (for potential free contacts via contact scanning)	8	18	12	8
Outputs				
Switching capacity 20 A (16 AX) ¹⁾	1	3	4	–
Switching capacity 16 A (10 AX) ²⁾	2	1	–	–
Switching capacity 6 A ³⁾	3 (configurable as switch or fan outputs)	12 (3 configurable as switch or fan outputs)	–	8
0.5 A electronic (for max. 2 electrothermal or motor valve drive controls)	2	2	–	–
6 A changeover contact (Blind or Shutter control)	–	1	4 (configurable also as switch outputs)	–
Functions				
Lighting control (Switching)	■	■	■	■
Heating/Cooling (Electrothermal or motor valve drive control, 3-level fan speed control)	■	■	■	■
Shading control (Shutter, blinds or curtains)	–	■	–	–
Control of further loads via switched electrical sockets	■	■	■	■
Internal connection of inputs and outputs without group addresses	■	■	■	■
Scenes	■	■	■	■
Room scenarios	■	■	■	■
Application with preconfigured inputs and outputs	■	■	–	–
Programmable with predefined and tested example projects (ETS 4) for different fields of application (office, schools, hotel rooms, ...)	–	–	■	–
Planning templates	–	–	■	–

■ = Function is supported

– = Function is not supported

1) = Switching capacity, see Switch Actuators SA/S x.16.5.1

2) = Switching capacity, see Switch Actuators SA/S x.10.2.1

3) = Switching capacity, see Switch Actuators SA/S x.6.1.1

ABB i-bus® KNX

Multifunction Room Automation – Room Master



RM/S 1.1



RM/S 2.1



RM/S 3.1



RM/S 4.1

Room Master

The Room Master is a KNX device with a combination of inputs and outputs. The quantities, technical data and the functions of these inputs and outputs are compiled, so that overall control of all the functions in rooms of a live-in character or apartments, are implemented via a device. Typical areas of application of the Room Master are hotel rooms, hospital rooms as well as apartments in institutions for residential care or in student residential homes.

The Room Master with its compact design covers all the basic requirements for Lighting control, Heating/Air conditioning, Shading control (shutters, blinds or curtains - with the RM/S 2.1) and Control of further loads via switched electrical sockets. Function extensions are possible at any time, e.g. devices for dimming via ABB i-bus® KNX.

Overview of the inputs and outputs

	RM/S 1.1	RM/S 2.1	RM/S 3.1	RM/S 4.1	Application possibilities
Binary inputs via contact scanning	8	18	12	8	For connection of switches or push-buttons (light on/off, shutter up/down, etc.) or sensors (window contacts, door contacts, water sensors, condensation water sensors, hotel card readers, etc.)
Outputs 20 A (16 AX)	1	3	4	–	Bathroom fan, switching of electrical sockets
Outputs 16 A (10 AX)	2	1	–	–	Auxiliary electrical heating of fan-coil units (at RM/S 1.1 and 2.1), lighting
Outputs 6 A	3	12	–	8	3-speed fan control (at RM/S 1.1 and 2.1), lighting
Outputs 0.5 A electronic	2	2	–	–	Valve control (heating, cooling) for max. 2 separate valves
Outputs 6 A changeover contact	–	1	4 (configurable as switch outputs too)	–	Blind or roller blind control

- RM/S 1.1 and RM/S 2.1 are preprogrammed ex factory
- RM/S 3.1 and RM/S 4.1 are programmable with predefined and tested example projects (ETS 4) for different fields of application (office, schools, hotel rooms, ...)
- Commissioning of the preprogrammed devices on the construction site without notebook and ETS programming. With the electrical connection all room functions are available.
- Optional functional extensions via integration into KNX networks with ETS software.

Further information about Room Master on www.abb.com/knx

Description	Mod. width	Order details		Price	Weight	Pack unit
		Type code	Order code	1 piece	1 piece	
				€	kg	pc.
	8	RM/S 1.1	2CDG110094R0011		0.45	1
	12	RM/S 2.1	2CDG110095R0011		0.76	1
	12	RM/S 3.1	2CDG110165R0011		0.55	1
	8	RM/S 4.1	2CDG110170R0011		0.3	1

ABB i-bus® KNX

Inputs

Wide-range inputs and a streamlined range – The ABB i-bus® KNX Binary Inputs.

ABB i-bus® KNX Binary Inputs serve as an interface for operation of KNX systems via conventional push buttons and switches as well as for processing binary signals (signalling contacts).

These Binary Inputs with wide-range inputs are available with 4, 8, 10, 12 and 16 inputs.

In addition to the five devices with wide-range inputs, the ABB i-bus® KNX Binary Input product range is rounded off by three devices with 4, 10 and 16 inputs with scanning voltage. On these types, a pulsed scanning voltage is provided for connection of floating contacts from the device.

All Binary Inputs feature a **high-quality membrane keypad for comfortable manual operation and display of the device functions**. Input states can be simulated at the device, so that the conventional push buttons, switches or floating contacts do not need to be connected for commissioning purposes. The device functions can be easily tested during commissioning in this way.

The Binary Inputs are powered via the KNX and do not require an additional power supply.

The software functionality of the Binary Inputs has also been extended. It is now possible to send **several switching telegrams with just a single push of a button**.

Especially useful, just as in the case of the Switch Actuators, it is also possible **to copy the channels of the device in the ETS**. The parameters and group addresses of a channel can be simply transferred to other channels in this way. Or it is possible to use the new templates for each application. Both options simplifies project engineering and helps reduce sources of errors and reducing commissioning time.



Application

- Operation of KNX systems via conventional push buttons and switches
- Processing of binary signals (signalling contacts)

Benefits

- Flexible application due to wide-range inputs
- Reduced commissioning time when using the templates or the copy function
- KNX Data Secure
- A wide range of functions
- Simplified complex functions

Product

- BE/S4.20.3.2 Binary Input, 4-fold, Contact Scanning, Manual Operation
- BE/S10.20.3.2 Binary Input, 10-fold, Contact Scanning, Manual Operation
- BE/S16.20.3.2 Binary Input, 16-fold, Contact Scanning, Manual Operation
- BE/S4.230.3.2 Binary Input, 4-fold, 10-230 V, Manual Operation
- BE/S8.230.3.2 Binary Input, 8-fold, 10-230 V, Manual Operation
- BE/S10.230.3.2 Binary Input, 10-fold, 10-230 V, Manual Operation
- BE/S12.230.3.2 Binary Input, 12-fold, 10-230 V, Manual Operation
- BE/S16.230.3.2 Binary Input, 16-fold, 10-230 V, Manual Operation

ABB i-bus® KNX

Inputs

	BE/S 4.20.2.1	BE/S 4.230.2.1	BE/S 8.20.2.1	BE/S 8.230.2.1	US/U 2.2	US/U 4.2	US/U 12.2
General							
Voltage range	–	10...230 V	–	10...230 V	–	–	–
Voltage type	–	AC/DC	–	AC/DC	–	–	–
Contact scanning	■	–	■	–	■	■	■
Inputs	4	4	8	8	2	4	12
Type of installation	DIN-Rail	DIN-Rail	DIN-Rail	DIN-Rail	FM	FM	FM
Module width (space unit)	2	2	4	4	–	–	–
Switch sensor							
Send switch value after any edge	■	■	■	■	■	■	■
Send switch value after signal length and/or cyclically	■	■	■	■	■	■	■
Send switch value 1 cyclically	■	■	■	■	■	■	■
Send switch value 2	■	■	■	–	–	–	–
Send switch value 3	■	■	■	–	–	–	–
Difference between short and long operation	■	■	■	■	■	■	■
Dim sensor							
Start-stop dimming, step-by-step dimming	■	■	■	■	■	■	■
One-touch dimming	■	■	■	■	■	■	■
Shutter Sensor							
Shutter operation via a push button/switch	■	■	■	■	■	■	■
Shutter operation via two push buttons/switches	■	■	■	■	■	■	■
Value/Forced operation							
1 bit [0/1], 2 bit forced operation	■	■	■	■	■	■	■
1/2/4 bytes	■	■	■	■	■	■	■
Signed	■	■	■	■	–	–	–
3 byte, time, weekday	■	■	■	■	–	–	–
Control scene							
8 bit scene	■	■	■	■	■	■	■
Store scene	■	■	■	■	■	■	■
Switching sequence							
Several preset sequences can be set	■	■	■	■	■	■	■
Link several push buttons in a switching sequence (actuating number)	■	■	■	■	■	■	■

■ = Function is supported

– = Function is not supported

	BE/S 4.20.2.1	BE/S 4.230.2.1	BE/S 8.20.2.1	BE/S 8.230.2.1	US/U 2.2	US/U 4.2	US/U 12.2
Multiple operation							
Telegram for long operation	■	■	■	■	■	■	■
Multiple operation can be set	■	■	■	■	■	■	■
Pulse counter							
Adjustable data type and threshold values	■	■	■	■	■	■	-
Temporary counter activation	■	■	■	■	■	■	-
Send counter level cyclically	■	■	■	■	■	■	-
Manual operation							
Energy-saving mode	■	■	■	■	-	-	-
Enable/release manual operation	■	■	■	■	-	-	-
Manual operating status	■	■	■	■	-	-	-
Enable/release manual operation button per input	■	■	■	■	-	-	-
Input LED can be inverted	■	■	■	■	-	-	-
Special functions							
Copying and exchanging parameter settings	■	■	■	■	-	-	-
Enable/disable input	■	■	■	■	■	■	■
Adjustable debounce time and minimum signal time	■	■	■	■	■	■	■
Limit the number of telegrams	■	■	■	■	■	■	■
Device sends an "In operation" telegram	■	■	■	■	-	-	-
Heating valve control (electric relay)	-	-	-	-	■	■	■
Switch LEDs	-	-	-	-	■	■	■

- ■ = Function is supported
 - = Function is not supported

ABB i-bus® KNX Inputs



BE/S 8.230.2.1

Binary Inputs, 10 – 230 V, MDRC

To be discontinued

Detects AC/DC signals in the voltage range from 12...230 V. The state of the input is displayed via yellow LEDs. The binary inputs enable detection of independent input signals. The devices feature a manual operation pushbutton for each channel. The devices are powered via the ABB i-bus® and do not require an additional power supply.

Description	Mod. width	Order details		Price	Weight	Pack
		Type code	Order code	1 piece	1 piece	unit
				€	kg	pc.
4-fold	2	BE/S 4.230.2.1	2CDG110091R0011		0.12	1
8-fold	4	BE/S 8.230.2.1	2CDG110093R0011		0.23	1



BE/S 4.20.2.1

Binary Inputs, Contact Scanning, MDRC

To be discontinued

Scans floating contacts with internally generated scanning voltage. The state of the input is displayed via yellow LEDs. The binary inputs enable detection of independent input signals. The devices feature a manual operation pushbutton for each channel. The devices are powered via the ABB i-bus® and do not require an additional power supply.

Description	Mod. width	Order details		Price	Weight	Pack
		Type code	Order code	1 piece	1 piece	unit
				€	kg	pc.
4-fold	2	BE/S 4.20.2.1	2CDG110090R0011		0.12	1
8-fold	4	BE/S 8.20.2.1	2CDG110092R0011		0.23	1



BE/S 10.20.3.2

Binary Input, Contact Scanning, Manual Operation, MDRC

NEW

Detects AC/DC signals in the voltage range from 12...230 V. The state of the input is displayed via yellow LEDs. The binary inputs enable detection of independent input signals. The devices feature a manual operation pushbutton for each channel. The devices are powered via the ABB i-bus® and do not require an additional power supply. The devices support KNX Data Secure.

Available from November 2024

Description	Mod. width	Order details		Price	Weight	Pack
		Type code	Order code	1 piece	1 piece	unit
				€	kg	pc.
4-fold	2	BE/S 4.20.3.2	2CDG110276R0011		0.08	1
10-fold	4	BE/S 10.20.3.2	2CDG110277R0011		0.15	1
16-fold	6	BE/S 16.20.3.2	2CDG110278R0011		0.20	1



BE/S 16.230.3.2

Binary Input, 10-230 V, Manual Operation, MDRC

NEW

Scans floating contacts with internally generated scanning voltage. The state of the input is displayed via yellow LEDs. The binary inputs enable detection of independent input signals. The devices feature a manual operation pushbutton for each channel. The devices are powered via the ABB i-bus® and do not require an additional power supply. The devices support KNX Data Secure.

Available from November 2024

Description	Mod. width	Order details		Price 1 piece	Weight 1 piece	Pack unit
		Type code	Order code			
4-fold	2	BE/S 4.230.3.2	2CDG110279R0011		0.08	1
8-fold	4	BE/S 8.230.3.2	2CDG110280R0011		0.14	1
10-fold	4	BE/S 10.230.3.2	2CDG110281R0011		0.14	1
12-fold	6	BE/S 12.230.3.2	2CDG110282R0011		0.20	1
16-fold	6	BE/S 16.230.3.2	2CDG110283R0011		0.20	1



US/U 4.2

Universal Interface, FM

The universal interface has 2, 4 or 12 channels which can be parametrised as inputs or outputs with the ETS software. Conventional push-buttons, auxiliary contacts, LEDs and the electronic relay ER/U can be connected. The connecting cables can be extended up to 10 m. The contact scanning voltage and the supply voltage for the LEDs are made available by the device, the series resistors for the LEDs are integrated.

Description	Mod. width	Order details		Price 1 piece	Weight 1 piece	Pack unit
		Type code	Order code			
2-fold	To be discontinued	-	US/U 2.2	GHQ6310074R0111	0.06	1
4-fold	To be discontinued	-	US/U 4.2	GHQ6310070R0111	0.06	1
12-fold	-	-	US/U 12.2	2CDG110065R0011	0.06	1



US/U 2.3

Universal Interface, FM

NEW

The connecting cables can be extended up to 10 m. The contact scanning voltage and the supply voltage for the LEDs are made available by the device, the series resistors for the LEDs are integrated. The devices support KNX Data Secure.

Available from November 2024

Description	Mod. width	Order details		Price 1 piece	Weight 1 piece	Pack unit
		Type code	Order code			
2-fold	-	US/U 2.3	2CDG110308R0011		0.08	1
4-fold	-	US/U 4.3	2CDG110309R0011		0.20	1

ABB i-bus® KNX

Inputs



AE/S 4.1.1.3



AE/A 2.1



WZ/S 1.3.1.2



WES/A 4.1.1
with WB/Z 1.1.1

Analogue Input

Used wherever analogue variables should be detected. The sophisticated housing concept of the surface mounted device and the screw terminals of the DIN-Rail device enable quick and clear wiring and improve the speed of connection of the sensors.

Comprehensive range of adjustment for many typical sensors (1 – 10 V, 0(4) – 20 mA, 0 – 1 V, PT 100, PT 1000,...) for detection of temperature, brightness, fill levels, etc.

For active sensors the auxiliary voltage is supplied by AE/S 4.1.1.3; in case of AE/A 2.1 a separate auxiliary voltage supply is required.

Description	Mod. width	Order details		Price 1 piece	Weight 1 piece	Pack unit
		Type code	Order code			
4-fold, MDRC	4	AE/S 4.1.1.3	2CDG110190R0011		0.27	1
2-fold, SM	–	AE/A 2.1	2CDG110086R0011		0.30	1

Weather Unit, MDRC and Weather Sensor, SM

It is used to detect and process weather data from weather sensor. It supplies data for twilight and brightness levels in 3 directions, rain, temperature, information on day/night, wind speed, date and time. An additional input for the connection of a PT 1000 sensor is provided. Four value memories which can store up to 24 values each are available. The Weather Unit WZ/S 1.3.1.2 can be operated either with the new Weather Sensor WES/A 4.1.1 or with the former sensors WES/A3.1 or WES/A 2.1. The Weather Unit also provides the supply voltage for the connected sensor. The Weather Unit has to be supplied with a operating voltage of 85 to 265 V AC. The Weather Unit supports the ABB i-bus® Tool for advanced diagnosis and improved commissioning.

The Weather Sensor WES/A 4.1.1 detects twilight, brightness in four directions (only three available in combination with WZ/S1.3.1.2), rain, temperature, day/night, wind speed and the date and time using a GPS module. An additional heating transformer is not required.

The new Weather Sensor WES/A 4.1.1 can not be connected to the former Weather Unit WZ/S 1.1.

Description	Mod. width	Order details		Price 1 piece	Weight 1 piece	Pack unit
		Type code	Order code			
Weather Unit	4	WZ/S 1.3.1.2	2CDG110184R0011		0.20	1
Weather Sensor Basic, SM	–	WES/A 4.1.1	2CDG120091R0011		0.16	1
Wall mounting for Weather Sensor Basic	–	WB/Z 1.1.1	2CDG120088R0011		0.12	1



WS/S 4.1.1.2

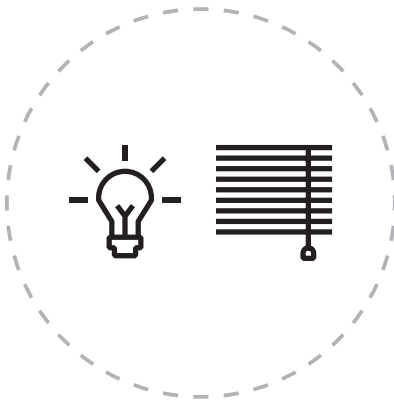
Weather Station, 4-fold, MDRC

All common weather sensors for wind speed, wind direction, rain, amount of rain, brightness, light intensity, pyranometers, twilight, air pressure, humidity or temperature can be connected to the device. The power supply generates the 24 V DC voltage for external sensors (max. 300 mA). The device can be operated with 85 to 265 V AC, 50/60 Hz. The application software is configured for the detection of weather based data and enables quick sensor programming. The Weather Station supports the ABB i-bus® Tool for advanced diagnosis and improved commissioning.

Description	Mod. width	Order details		Price	Weight	Pack
		Type code	Order code	1 piece	1 piece	unit
	4	WS/S 4.1.1.2	2CDG110191R0011	€	kg	pc.
					0.27	1

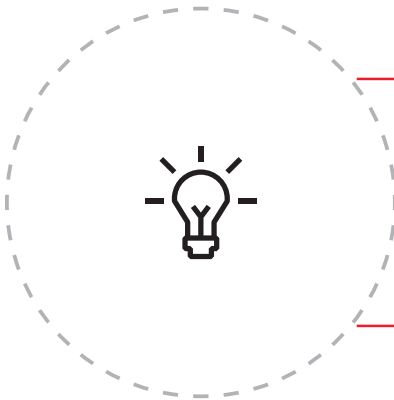
Outputs

Switch to a smarter tomorrow



Combi Switch Actuators

The 9 Combi devices are combining two applications: switching and shading. The products are ideally made for residential usage to offer greatest flexibility.



Standard Switch Actuators

These 12 devices are building the Standard when it comes to switching applications for commercial buildings. During the development we focused on providing a cost optimized selection of products, that matches the needs of commercial projects.

Professional Switch Actuators

The professional series includes 8 switch actuators made for high switching capacity. This portfolio has been developed to suit the high requirements of industry standards.

ABB i-bus® KNX

Outputs – Combi Switch Actuators

The following table provides an overview of the functions possible with the Switch Actuators and their application programs:

	SAH/S 8.6.7.1 SAH/S 16.6.7.1 SAH/S 24.6.7.1	SAH/S 8.10.7.1 SAH/S 16.10.7.1 SAH/S 24.10.7.1	SAH/S 8.16.7.1 SAH/S 16.16.7.1 SAH/S 24.16.7.1
Range	Combi	Combi	Combi
Type of installation	DIN-Rail	DIN-Rail	DIN-Rail
Number of outputs (Switch [Blind])	8 [4]/16 [8]/24 [12]	8 [4]/16 [8]/24 [12]	8 [4]/16 [8]/24 [12]
Module width (space unit)	4/8/12	4/8/12	4/8/12
Manual operation	■	■	■
Switching position indication	■	■	■
I _n rated current (A)	6 A	10 A	16 A
Current measurement	–	–	–
Switch function			
– Central On/Off	■	■	■
– Staircase lighting	■	■	■
– Staircase lighting advance warning	■	■	■
– Change staircase lighting time via group object	■	■	■
– Flashing	■	■	■
– Selection of N.O./N.C. contact	■	■	■
– Switching on/off delay	■	■	■
Energy Function	–	–	–
Load control integration	■	■	■
Priority objects/forced operation/blocking	■	■	■
Function Scene	■	■	■
Blind/shutter function			
– Central up/down/position/stop	■	■	■
– Blind/shutter control	■	■	■
– Wind/Rain/Frost alarm	■	■	■
– Automatic sun protection	■	■	■
– Parameterizable reversing time	■	■	■
– Reference movement	■	■	■
– Travel range limitation	■	■	■
– Adjustable delay time for drives	■	■	■
Function Logic (independent of output)			
– Logic AND function	■	■	■
– Logic OR function	■	■	■
– Logic exclusive OR function	■	■	■
– Gate function	■	■	■
– 1 bit Inverter	■	■	■
Function Threshold (independent of output)	■	■	■
Additional functions			
– Request status values	■	■	■
– Template parameter windows	■	■	■
– Reaction on bus voltage failure/recovery	■	■	■
– Advanced status group objects	■	■	■

– = Function is not supported
 ■ = Function is supported

ABB i-bus® KNX

Outputs – Combi Switch Actuators

The following table provides an overview of the rated values, switching performance, lamp loads or the number of lamps, which can be connected to a contact:

	SAH/S 8.6.7.1 SAH/S 16.6.7.1 SAH/S 24.6.7.1	SAH/S 8.10.7.1 SAH/S 16.10.7.1 SAH/S 24.10.7.1	SAH/S 8.16.7.1 SAH/S 16.16.7.1 SAH/S 24.16.7.1
Range	Combi	Combi	Combi
I_n rated current (A) ³⁾	6 A	10 A ⁵⁾	16 A ⁵⁾
U_n rated voltage (V)	230 V AC	230 V AC	230 V AC
AC1 operation (cos φ = 0.8) acc. to EN 60947-4-1	6 A	10 A	16 A
AC3 operation (cos φ = 0.45) acc. to EN 60947-4-1	6 A	6 A	6 A
C-Load switching capacity (200 μF)	–	–	–
Fluorescent lighting load AX acc. to EN 60669-1	6 AX (140 μF) ²⁾	10 AX (140 μF) ²⁾	10 AX (140 μF) ²⁾
Minimum switching capacity	100 mA/12 V	100 mA/12 V	100 mA/12 V
DC current switching capacity (resistive load)	6 A/24 V =	6 A/24 V =	6 A/24 V =
Mechanical service life	> 10 ⁶	> 10 ⁶	> 10 ⁶
Electronic endurance to IEC 60947-4-1:			
– Rated current AC1 (240 V/cos φ = 0.8)	100,000	100,000	100,000
– Rated current AC3 (240 V/cos φ = 0.45)	6,000	6,000	6,000
Incandescent lamp load at 230 V AC	1,200 W	1,200 W	1,200 W
Fluorescent lamp T5 / T8:			
– Uncorrected	800 W	800 W	800 W
Low-voltage halogen lamps:			
– Inductive transformer	800 W	800 W	800 W
– Electronic transformer	1,000 W	1,000 W	1,000 W
Halogen lamp 230 V	1,000 W	1,000 W	1,000 W
Mercury-vapour lamps:			
– Uncorrected	1,000 W	1,000 W	1,000 W
– Parallel compensated	800 W	800 W	800 W
LED lamps/energy-saving lamps	250 W	250 W	250 W
Rated motor power	1,380 W	1,380 W	1,380 W
Max. peak inrush-current I_p (150 μs)	200 A	200 A	200 A
Max. peak inrush-current I_p (250 μs)	160 A	160 A	160 A
Max. peak inrush-current I_p (600 μs)	100 A	100 A	100 A
Number of ballasts (T5/T8, single element):²⁾			
18 W (ABB ballasts 1 x 18 SF)	10 ballasts	10 ballasts	10 ballasts
24 W (ABB ballasts 1 x 24 CY)	10 ballasts	10 ballasts	10 ballasts
36 W (ABB ballasts 1 x 36 CF)	7 ballasts	7 ballasts	7 ballasts
58 W (ABB ballasts 1 x 58 CF)	5 ballasts	5 ballasts	5 ballasts
80 W (Helvar EL 1 x 80 SC)	3 ballasts	3 ballasts	3 ballasts

1) = The number of ballasts is limited by the protection with B16/B20 circuit-breakers.

2) = For multiple element lamps or other types, the number of electronic ballasts must be determined using the peak inrush-current of the electronic ballasts.

3) = The maximum peak inrush-current may not be exceeded.

4) = Not intended for AC3 operation, see Technical Data for maximum AC3 current.

5) = Max. load current per device: 8-fold = 100 A, 16-fold = 160 A, 24-fold = 200 A

ABB i-bus® KNX

Outputs – Standard Switch Actuators

The following table provides an overview of the functions possible with the Switch Actuators and their application programs:

	SA/S 2.6.2.2	SA/S 2.10.2.2	SA/S 2.16.2.2
	SA/S 4.6.2.2	SA/S 4.10.2.2	SA/S 4.16.2.2
	SA/S 8.6.2.2	SA/S 8.10.2.2	SA/S 8.16.2.2
	SA/S 12.6.2.2	SA/S 12.10.2.2	SA/S 12.16.2.2
Range	Standard	Standard	Standard
Type of installation	DIN-Rail	DIN-Rail	DIN-Rail
Number of outputs	2/4/8/12	2/4/8/12	2/4/8/12
Module width (space unit)	2/4/8/12	2/4/8/12	2/4/8/12
Manual operation	■	■	■
Switching position indication	■	■	■
I _n rated current (A)	6 A	10 A	16 A
Current measurement	–	–	–
Switch function			
– Central On/Off	■	■	■
– Staircase lighting	■	■	■
– Staircase lighting advance warning	■	■	■
– Change staircase lighting time via group object	■	■	■
– Flashing	■	■	■
– Selection of N.O./N.C. contact	■	■	■
– Switching on/off delay	■	■	■
Energy Function	–	–	–
Load control integration	■	■	■
Priority objects/forced operation/blocking	■	■	■
Function Scene	■	■	■
Blind/shutter function	–	–	–
Function Logic (independent of output)			
– Logic AND function	■	■	■
– Logic OR function	■	■	■
– Logic exclusive OR function	■	■	■
– Gate function	■	■	■
– 1 bit Inverter	■	■	■
Function Threshold (independent of output)	■	■	■
Additional functions			
– Request status values	■	■	■
– Template parameter windows	■	■	■
– Reaction on bus voltage failure/recovery	■	■	■
– Advanced status group objects	■	■	■

■ = Function is supported

– = Function is not supported

ABB i-bus® KNX

Outputs – Standard Switch Actuators

The following table provides an overview of the rated values, switching performance, lamp loads or the number of lamps, which can be connected to a contact:

	SA/S 2.6.2.2	SA/S 2.10.2.2	SA/S 2.16.2.2
	SA/S 4.6.2.2	SA/S 4.10.2.2	SA/S 4.16.2.2
	SA/S 8.6.2.2	SA/S 8.10.2.2	SA/S 8.16.2.2
	SA/S 12.6.2.2	SA/S 12.10.2.2	SA/S 12.16.2.2
Range	Standard	Standard	Standard
I_n rated current (A) ³⁾	6 A	10 A	16 A
U_n rated voltage (V)	230 V AC	230 V AC	230 V AC
AC1 operation (cos φ = 0.8) acc. to EN 60947-4-1	6 A	10 A	16 A
AC3 operation (cos φ = 0.45) acc. to EN 60947-4-1	6 A	8 A	8 A
C-Load switching capacity (200 μF)	–	–	–
Fluorescent lighting load AX acc. to EN 60669-1	6 AX (140 μF) ³⁾	10 AX (140 μF) ³⁾	16 A (140 μF) ³⁾
Minimum switching capacity	100 mA/12 V	100 mA/12 V	100 mA/12 V
DC current switching capacity (resistive load)	6 A/24 V =	10 A/24 V =	16 A/24 V =
Mechanical service life	> 3 x 10 ⁶	> 3 x 10 ⁶	> 3 x 10 ⁶
Electronic endurance acc. to IEC 60947-4-1:			
– Rated current AC1 (240 V/cos φ = 0.8)	100,000	100,000	100,000
– Rated current AC3 (240 V/cos φ = 0.45)	30,000	30,000	30,000
– Rated current AC5a (240 V/cos φ = 0.45)	30,000	30,000	30,000
Incandescent lamp load at 230 V AC	1,380 W	2,300 W	2,500 W
Fluorescent lamp T5 / T8:			
– Uncorrected	1,380 W	2,300 W	2,500 W
– Parallel compensated	1,380 W	1,500 W	1,500 W
– DUO circuit	1,380 W	1,500 W	1,500 W
Low-voltage halogen lamps:			
– Inductive transformer	1,200 W	1,200 W	1,200 W
– Electronic transformer	1,380 W	1,500 W	1,500 W
Halogen lamp 230 V	1,380 W	2,300 W	2,500 W
Dulux lamps:			
– Uncorrected	1,100 W	1,100 W	1,100 W
– Parallel compensated	1,100 W	1,100 W	1,100 W
Mercury-vapour lamps:			
– Uncorrected	1,380 W	2,000 W	2,000 W
– Parallel compensated	1,380 W	2,000 W	2,000 W
LED lamps/energy-saving lamps	400 W	400 W	400 W
Rated motor power	1,380 W	1,840 W	1,840 W
Max. peak inrush current I_p (150 μs)	400 A	400 A	400 A
Max. peak inrush current I_p (250 μs)	320 A	320 A	320 A
Max. peak inrush current I_p (600 μs)	200 A	200 A	200 A
Number of ballasts (T5/T8, single element): ²⁾			
18 W (ABB ballasts 1 x 18 SF)	23 ballasts	23 ballasts	23 ballasts
24 W (ABB ballasts 1 x 24 CY)	23 ballasts	23 ballasts	23 ballasts
36 W (ABB ballasts 1 x 36 CF)	14 ballasts	14 ballasts	14 ballasts
58 W (ABB ballasts 1 x 58 CF)	11 ballasts	11 ballasts	11 ballasts
80 W (Helvar EL 1 x 80 SC)	10 ballasts	10 ballasts	10 ballasts

1) = The number of ballasts is limited by the protection with B16/B20 circuit-breakers.

2) = For multiple element lamps or other types, the number of electronic ballasts must be determined using the peak inrush-current of the electronic ballasts.

3) = The maximum peak inrush-current may not be exceeded.

4) = Not intended for AC3 operation, see Technical Data for maximum AC3 current.

ABB i-bus® KNX

Outputs – Professional Switch Actuators

The following table provides an overview of the functions possible with the Switch Actuators and their application programs:

	SA/S 2.16.5.2	SA/S 2.16.6.2
	SA/S 4.16.5.2	SA/S 4.16.6.2
	SA/S 8.16.5.2	SA/S 8.16.6.2
	SA/S 12.16.5.2	SA/S 12.16.6.2
Range	Professional	Professional with Energy Function
Type of installation	DIN-Rail	DIN-Rail
Number of outputs	2/4/8/12	2/4/8/12
Module width (space unit)	2/4/8/12	2/4/8/12
Manual operation	■	■
Switching position indication	■	■
I _n rated current (A)	16/20 A C-Load	16/20 A C-Load
Current measurement	–	■
Switch function		
– Central On/Off	■	■
– Staircase lighting	■	■
– Staircase lighting advance warning	■	■
– Change staircase lighting time via group object	■	■
– Flashing	■	■
– Selection of N.O./N.C. contact	■	■
– Switching on/off delay	■	■
Energy Function	–	■
– Current measurement	–	■
– Power calculation	–	■
– Energy consumption calculation	–	■
– Load monitoring	–	■
Load control integration	■	■
Priority objects/forced operation/blocking	■	■
Function Scene	■	■
Blind/shutter function	–	–
Function Logic (independent of output)		
– Logic AND function	■	■
– Logic OR function	■	■
– Logic exclusive OR function	■	■
– Gate function	■	■
– 1 bit Inverter	■	■
Function Threshold (independent of output)	■	■
Additional functions		
– Request status values	■	■
– Template parameter windows	■	■
– Reaction on bus voltage failure/recovery	■	■
– Advanced status group objects	■	■

■ = Function is supported

– = Function is not supported

ABB i-bus® KNX

Outputs – Professional Switch Actuators

The following table provides an overview of the rated values, switching performance, lamp loads or the number of lamps, which can be connected to a contact:

	SA/S 2.16.5.2	SA/S 2.16.6.2
	SA/S 4.16.5.2	SA/S 4.16.6.2
	SA/S 8.16.5.2	SA/S 8.16.6.2
	SA/S 12.16.5.2	SA/S 12.16.6.2
Range	Professional	Professional with Energy Function
I_n rated current (A) ³⁾	16/20 A C-Load	16/20 A C-Load
U_n rated voltage (V)	230 V AC	230 V AC
AC1 operation (cos φ = 0.8) acc. to EN 60947-4-1	20 A	20 A
AC3 operation (cos φ = 0.45) acc. to EN 60947-4-1	16 A	16 A
C-Load switching capacity (200 μF)	20 A	20 A
Fluorescent lighting load AX acc. to EN 60669-1	20 AX (200 μF) ³⁾	20 AX (200 μF) ³⁾
Minimum switching capacity	100 mA/12 V	100 mA/12 V
DC current switching capacity (resistive load)	20 A/24 V =	20 A/24 V =
Mechanical service life	> 10 ⁶	> 10 ⁶
Electronic endurance acc. to IEC 60947-4-1:		
– Rated current AC1 (240 V/cos φ = 0.8)	100,000	100,000
– Rated current AC3 (240 V/cos φ = 0.45)	30,000	30,000
– Rated current AC5a (240 V/cos φ = 0.45)	30,000	30,000
Incandescent lamp load at 230 V AC		
	3,680 W	3,680 W
Fluorescent lamp T5 / T8:		
– Uncorrected	3,680 W	3,680 W
– Parallel compensated	2,500 W	2,500 W
– DUO circuit	3,680 W	3,680 W
Low-voltage halogen lamps:		
– Inductive transformer	2,000 W	2,000 W
– Electronic transformer	2,500 W	2,500 W
Halogen lamp 230 V		
	3,680 W	3,680 W
Dulux lamps:		
– Uncorrected	3,680 W	3,680 W
– Parallel compensated	3,000 W	3,000 W
Mercury-vapour lamps:		
– Uncorrected	3,680 W	3,680 W
– Parallel compensated	3,000 W	3,000 W
LED lamps/energy-saving lamps		
	650 W	650 W
Rated motor power		
	3,680 W	3,680 W
Max. peak inrush current I_p (150 μs)	600 A	600 A
Max. peak inrush current I_p (250 μs)	480 A	480 A
Max. peak inrush current I_p (600 μs)	300 A	300 A
Number of ballasts (T5/T8, single element): ²⁾		
18 W (ABB ballasts 1 x 18 SF)	26 ¹⁾ ballasts	26 ¹⁾ ballasts
24 W (ABB ballasts 1 x 24 CY)	26 ¹⁾ ballasts	26 ¹⁾ ballasts
36 W (ABB ballasts 1 x 36 CF)	22 ballasts	22 ballasts
58 W (ABB ballasts 1 x 58 CF)	12 ¹⁾ ballasts	12 ¹⁾ ballasts
80 W (Helvar EL 1 x 80 SC)	12 ¹⁾ ballasts	12 ¹⁾ ballasts

1) = The number of ballasts is limited by the protection with B16/B20 circuit-breakers.

2) = For multiple element lamps or other types, the number of electronic ballasts must be determined using the peak inrush-current of the electronic ballasts.

3) = The maximum peak inrush-current may not be exceeded.

4) = Not intended for AC3 operation, see Technical Data for maximum AC3 current.

ABB i-bus® KNX

Outputs – Combi Switch Actuators



SAH/S 8.6.7.1

Switch/Shutter Actuator, 6 A, MDRC

The compact 6 A combi switch actuator has 8, 16 or 24 independent switching relays. The outputs can be used individually via ABB i-bus® KNX for switching electrical loads or in pairs for controlling 230 V AC roller shutter or blind drives (no electromechanically interlocking). The device features a manual operation, which can also be disabled. Via the manual operation the outputs can be operated manually and the switching or driving status is displayed. The device is powered by KNX and requires no additional power supply. Devices support the ABB i-bus® Tool for advanced diagnostics and improved commissioning.

Description	Mod. width	Order details		Price 1 piece	Weight 1 piece	Pack unit
		Type code	Order code			
8-fold	4	SAH/S 8.6.7.1	2CDG110244R0011		0.35	1
16-fold	8	SAH/S 16.6.7.1	2CDG110245R0011		0.60	1
24-fold	12	SAH/S 24.6.7.1	2CDG110246R0011		0.83	1



SAH/S 16.10.7.1

Switch/Shutter Actuator, 10 A, MDRC

The compact 10 A combi switch actuator has 8, 16 or 24 independent switching relays. The outputs can be used individually via ABB i-bus® KNX for switching electrical loads or in pairs for controlling 230 V AC roller shutter or blind drives (no electromechanically interlocking). The device features a manual operation, which can also be disabled. Via the manual operation the outputs can be operated manually and the switching or driving status is displayed. The device is powered by KNX and requires no additional power supply. Devices support the ABB i-bus® Tool for advanced diagnostics and improved commissioning.

Description	Mod. width	Order details		Price 1 piece	Weight 1 piece	Pack unit
		Type code	Order code			
8-fold	4	SAH/S 8.10.7.1	2CDG110247R0011		0.35	1
16-fold	8	SAH/S 16.10.7.1	2CDG110248R0011		0.60	1
24-fold	12	SAH/S 24.10.7.1	2CDG110249R0011		0.83	1



SAH/S 24.16.7.1

Switch/Shutter Actuator, 16 A, MDRC

The compact 16 A combi switch actuator has 8, 16 or 24 independent switching relays. The outputs can be used individually via ABB i-bus® KNX for switching electrical loads or in pairs for controlling 230 V AC roller shutter or blind drives (no electromechanically interlocking). The device features a manual operation, which can also be disabled. Via the manual operation the outputs can be operated manually and the switching or driving status is displayed. The device is powered by KNX and requires no additional power supply. Devices support the ABB i-bus® Tool for advanced diagnostics and improved commissioning.

Description	Mod. width	Order details		Price 1 piece	Weight 1 piece	Pack unit
		Type code	Order code			
8-fold	4	SAH/S 8.16.7.1	2CDG110250R0011		0.35	1
16-fold	8	SAH/S 16.16.7.1	2CDG110251R0011		0.60	1
24-fold	12	SAH/S 24.16.7.1	2CDG110252R0011		0.83	1

ABB i-bus® KNX

Outputs – Standard Switch Actuators



SA/S 2.6.2.2

Switch Actuator, 6 A, MDRC

The switch actuator uses potential free contacts to switch 2, 4, 8 or 12 independent electrical loads via the ABB i-bus® KNX. The device features a manual operation and displaying of the switching state of the outputs. The 6 A device is especially suited to switch resistive, inductive or capacitive loads. The device is powered by KNX and requires no additional power supply. Devices support the ABB i-bus® Tool for advanced diagnostics and improved commissioning.

Description	Mod. width	Order details		Price 1 piece	Weight 1 piece	Pack unit
		Type code	Order code			
2-fold	2	SA/S 2.6.2.2	2CDG110253R0011		0.20	1
4-fold	4	SA/S 4.6.2.2	2CDG110254R0011		0.29	1
8-fold	8	SA/S 8.6.2.2	2CDG110255R0011		0.50	1
12-fold	12	SA/S 12.6.2.2	2CDG110256R0011		0.72	1



SA/S 8.10.2.2

Switch Actuator, 10 A, MDRC

The switch actuator uses potential free contacts to switch 2, 4, 8 or 12 independent electrical loads via the ABB i-bus® KNX. The device features a manual operation and displaying of the switching state of the outputs. The 10 A device is especially suited for loads with high surge currents e.g. fluorescent lighting (AX) acc. EN 60669. The device is powered by KNX and requires no additional power supply. Devices support the ABB i-bus® Tool for advanced diagnostics and improved commissioning.

Description	Mod. width	Order details		Price 1 piece	Weight 1 piece	Pack unit
		Type code	Order code			
2-fold	2	SA/S 2.10.2.2	2CDG110257R0011		0.20	1
4-fold	4	SA/S 4.10.2.2	2CDG110258R0011		0.29	1
8-fold	8	SA/S 8.10.2.2	2CDG110259R0011		0.50	1
12-fold	12	SA/S 12.10.2.2	2CDG110260R0011		0.72	1



SA/S 12.16.2.2

Switch Actuator, 16 A, MDRC

The switch actuator uses potential free contacts to switch 2, 4, 8 or 12 independent electrical loads via the ABB i-bus® KNX. The device features a manual operation and displaying of the switching state of the outputs. Devices support the ABB i-bus® Tool for advanced diagnostics and improved commissioning.

Description	Mod. width	Order details		Price 1 piece	Weight 1 piece	Pack unit
		Type code	Order code			
2-fold	2	SA/S 2.16.2.2	2CDG110261R0011		0.20	1
4-fold	4	SA/S 4.16.2.2	2CDG110262R0011		0.29	1
8-fold	8	SA/S 8.16.2.2	2CDG110263R0011		0.50	1
12-fold	12	SA/S 12.16.2.2	2CDG110264R0011		0.72	1

ABB i-bus® KNX

Outputs – Professional Switch Actuators



SA/S 4.16.5.2

Switch Actuator, 16 A, C-Load, MDRC

The switch actuator uses potential free contacts to switch 2, 4, 8 or 12 independent electrical loads via the ABB i-bus® KNX. The device features a manual operation and displaying of the switching state of the outputs. The 16/20 A, 16 A-AC3 (C-load) device is especially suited for loads with high surge currents e.g. fluorescent lighting (AX) acc. EN 60669. Devices support the ABB i-bus® Tool for advanced diagnostics and improved commissioning.

Description	Mod. width	Order details		Price	Weight	Pack unit
		Type code	Order code	1 piece	1 piece	
				€	kg	pc.
2-fold	2	SA/S 2.16.5.2	2CDG110265R0011		0.21	1
4-fold	4	SA/S 4.16.5.2	2CDG110266R0011		0.31	1
8-fold	8	SA/S 8.16.5.2	2CDG110267R0011		0.55	1
12-fold	12	SA/S 12.16.5.2	2CDG110268R0011		0.79	1



SA/S 12.16.6.2

Switch Actuator, 16 A, C-Load with Energy Function, MDRC

The switch actuator uses potential free contacts to switch 2, 4, 8 or 12 independent electrical loads via ABB i-bus® KNX. The device has integrated energy functions. This includes independent load current measurement in each output and easy to use calculation of power and energy consumption for each output or groups of outputs. Via an integrated load shedding object an integration in a load control system can be easily realized. The device features a manual operation and displaying of the switching state of the outputs. The 16/20 A, 16 A-AC3 (C-load) device is especially suited for loads with high surge currents e.g. LED or fluorescent lighting (AX) acc. EN60669. Devices support the ABB i-bus® Tool for advanced diagnostics and improved commissioning.

Description	Mod. width	Order details		Price	Weight	Pack unit
		Type code	Order code	1 piece	1 piece	
				€	kg	pc.
2-fold	2	SA/S 2.16.6.2	2CDG110269R0011		0.24	1
4-fold	4	SA/S 4.16.6.2	2CDG110270R0011		0.37	1
8-fold	8	SA/S 8.16.6.2	2CDG110271R0011		0.66	1
12-fold	12	SA/S 12.16.6.2	2CDG110272R0011		0.96	1

ABB i-bus® KNX

Outputs



SA/U 1.16.2

Switch Actuator, 1-fold, 16 A, FM

For switching 230 V~ consumers. Equipped with three extension inputs which depending on parameterization can act directly on the switching output or alternatively as binary inputs on the KNX bus. One Normally open contact, potential free. Rated voltage: 230 V~, +10 % / -10 %, 50 Hz. Max. switching current: 16 A; switching capacity: up to 2.500 W depending on the consumer. The bus can be connected via enclosed terminal block.

Description	Mod. width	Order details		Price	Weight	Pack
		Type code	Order code	1 piece	1 piece	unit
				€	kg	pc.
	-	SA/U 1.16.2	2CKA006151A0280		0.11	1



SAH/U 2.16.2

Switch/Shutter Actuator, 2/1-fold, FM

For controlling blind or awning motors or for switching two 230 V~ consumers. With 3 inputs and 1 change-over output – normally open contact, potential-bound -. Rated voltage: 230 V~, +10 % / -10 %, 50 Hz. Input polling voltage: 5 V. Output switching current per device: Σ 16 A, switching capacity: up to 2.500 W depending on the consumer. The bus can be connected via enclosed terminal block.

Description	Mod. width	Order details		Price	Weight	Pack
		Type code	Order code	1 piece	1 piece	unit
				€	kg	pc.
	-	SAH/U 2.16.2	2CKA006152A0042		0.11	1



IO/S 4.6.1.1

I/O Actuator, 6 A, MDRC

For the control of loads in residential areas, typically in hotel rooms and apartments. The I/O Actuators provide binary inputs for the connection of conventional push-buttons and outputs for switching loads. Inputs and outputs can be internally connected by ETS. By integrating the devices into KNX networks further functions can be realised: e.g. central control or room based emergency calls to a control centre.

Description	Mod. width	Order details		Price	Weight	Pack
		Type code	Order code	1 piece	1 piece	unit
				€	kg	pc.
4-fold	4	IO/S 4.6.1.1	2CDG110168R0011		0.17	1
8-fold	8	IO/S 8.6.1.1	2CDG110169R0011		0.30	1



AA/S 4.1.2



AA/A 2.1.2

Analogue Actuator

The Analogue Actuator converts KNX telegrams in voltage (0...10 V) or current (0...24 mA) signals. These analogue output signals are used to influence regulatory processes. For example, devices for heating, air conditioning or ventilation applications can be adjusted in their operation depending on the information, which are transmitted via the bus system. This Analogue Actuator is available in a 4-fold DIN rail version and a 2-fold device with surface mounting housing. The ABB i-bus® Tool is supported for advanced diagnosis and improved commissioning.

Description	Mod. width	Order details		Price	Weight	Pack
		Type code	Order code	1 piece	1 piece	unit
				€	kg	pc.
4-fold, MDRC	4	AA/S 4.1.2	2CDG110202R0011		0.19	1
2-fold, SM	-	AA/A 2.1.2	2CDG110203R0011		0.30	1

ABB i-bus® KNX Shading Control

Modern building installation enables a high degree of functionality and simultaneously complies with increased security requirements. Due to the structured installation of the electrical components, it is possible to carry out rapid planning, installation and setup as well as achieve cost benefits during operation.

Modern sun protection devices have a significant role, as they must fulfil many demands:

- Anti-glare protection (e.g. PC workstations)
- Utilization of daylight by tracking the sun's position and directing available daylight
- Protecting furniture and carpets from fading
- Regulating the room temperature (overheating protection in summer; harvesting the available energy on cold days)
- Providing protection from people looking in from the outside
- Protection against intruders.

With the Blind/Roller Shutter Actuators JRA/S, the complex requirements on a sustainable and energy efficient automatic sun protection control can be implemented in offices, residential and functional buildings via ABB i-bus® KNX.

The Blind/Roller Shutter Actuators are ideal for the control of drives in the area of sun protection:

- Blinds, exterior blinds, slat blinds and panel curtains
- Roller shutters, roller blinds, screens, vertical blinds
- Awnings, pleated blinds, pleated curtains, etc.

Optimum room air quality via automatic ventilation

The demands for the reduction of energy consumption often results in poor ventilation in today's heavily insulated buildings. The quality of the room air does not comply with the desired and required level.

Natural ventilation is often an effective and efficient method for exchanging the "used" room air and improving the air quality in the room. If the air quality in the room is monitored with sensors (temperature, humidity, CO₂ concentration), the ventilation flaps can be opened automatically and in good time ensuring that the air quality is kept in a comfortable range.

Blind/Roller Shutter Actuators are ideal for control of ventilation elements such as

- Ventilation flaps
- Roof hatches, skylights
- Windows, doors and gates





Automatic travel detection

Travel times for the connected drives can be easily determined during operation with the automatic travel detection feature. It saves time during setup. Furthermore, compensation of age and weather-related length changes to blinds or roller shutters is assured. It facilitates precise positioning of the blinds/shutter when using sun position-dependent control.

Diagnostics

Enhanced diagnostic messages can be issued with the Blind/Roller Shutter Actuators. They are particularly useful during setup or in the event of faults. It is possible, for example, to detect and signal if the power supply to a drive is interrupted.



Copy and exchange

This function allows parameter settings of an output to be copied or exchanged with other freely selectable outputs.

This is possible within a device or in conjunction with several devices. Copy and exchange is useful particularly on projects, where all drives of a facade are controlled identically. It shortens the setup process and reduces the possible sources of error with parameterization.



Integration in the room temperature control

The intelligent and networked blind and roller shutter control plays an important role in the energy efficient usage of a building. The level of sunlight in the room and heating up due to the sun's energy can be controlled in conjunction with the room climate control. The software function "overheat control" prevents unintentional overheating of a room. The blinds are closed in good time. The shutter control can be actively involved in the room temperature control – a requirement for implementing high-efficient buildings compliant to EN 15232.

ABB i-bus® KNX

Shading Control

	Standard					SMI	
	JRA/S X.230.5.1	JRA/S 4.24.5.1	JRA/S X.230.2.1	JRA/S X.230.1.1	JRA/S 6.230.3.1	SJR/S 4.24.2.1	JA/S 4.SMI.1M
General							
Supply voltage	KNX	KNX	KNX	KNX	KNX	KNX	KNX
Nominal voltage	230 V AC	24 V DC	230 V AC	230 V AC	230 V AC	24 V DC	230 V AC
Auxiliary voltage	-	-	-	-	-	230 V AC	230 V AC
Type of installation	DIN-Rail					DIN-Rail	
Module width (space unit)	4/4/8	4	4/4/8	4/4/8	12	4	4
Number of outputs	X = 2, 4, 8	4	X = 2, 4, 8	X = 2, 4, 8	6	4 x 4 SMI LoVo (broadcast)	4 x 4 SMI (broadcast)
Manual operation	■	■	■	-	-	■	■
Inputs							
Internal connection between Inputs and Outputs	-	-	-	-	■	-	-
Blind/shutter control; dimming and switching control; value sending	-	-	-	-	■	-	-
Manual functions							
Disable/enable manual operation	■	■	■	-	-	■	■
Status manual operation	■	■	■	-	-	■	■
Operating modes							
Control with slat adjustment (blinds, etc.)	■	■	■	■	■	■	■
Control without slat adjustment (shutters, awnings, etc.)	■	■	■	■	■	■	■
Ventilation flaps, switch mode	■	■	■	■	■	-	-
Direct mode							
Limit UP/DOWN/STOP	■	■	■	■	-	■	■
Slat adjustment	■	■	■	■	■	■	■
Position height/slat [0...255]	■	■	■	■	■	■	■
Preset Move to position/Set position	■	■	■	■	-	■	■
Limited UP/DOWN	■	■	■	■	-	■	■
Enable limitation	■	■	■	■	-	■	■
Trigger travel detection	■	■	-	-	-	-	-
Trigger reference movement	■	■	■	■	■	-	-
8-bit scene	■	■	■	■	■	■	■

■ = Function is supported

- = Function is not supported

	Standard					SMI	
	JRA/S X.230.5.1	JRA/S 4.24.5.1	JRA/S X.230.2.1	JRA/S X.230.1.1	JRA/S 6.230.3.1	SJR/S 4.24.2.1	JA/S 4.SMI.1M
Safety							
Wind/Rain/Frost alarm	■	■	■	■	■	■	■
Disable control	■	■	■	■	-	■	■
Forced operation (1-bit and 2-bit)	■	■	■	■	-	■	■
Reaction after bus voltage failure/recovery, programming	■	■	■	■	■	■	■
Automatic mode							
Activation of automatic control	■	■	■	■	■	■	■
Position height/slat position if sunny	■	■	■	■	■	■	■
Presence	■	■	■	■	-	■	■
Heating/Cooling	■	■	■	■	-	■	■
Overheat control	■	■	■	■	-	-	-
Enable/disable automatic control	■	■	■	■	■	■	■
Enable/disable direct operation	■	■	■	■	■	■	■
Status messages							
Height/slat [0...255]	■	■	■	■	■	■	■
Upper/lower end position	■	■	■	■	■	■	■
Operability	■	■	■	■	■	■	■
Automatic	■	■	■	■	■	■	■
Status byte (2-byte)	■	■	■	■	■	-	-
SMI	-	-	-	-	-	■	■
Positions/limit position	-	-	-	-	-	■	■
Auxiliary voltage	-	-	-	-	-	■	■
SMI Diagnostic byte	-	-	-	-	-	■	■
Various							
Automatic travel detection	■	■	-	-	-	-	-
Time-delayed switching of drives	■	■	■	■	-	■	■
Limit rate of telegrams	■	■	■	■	■	-	-
Transmission and switching delay	■	■	■	■	-	-	-
In operation function	■	■	■	■	■	-	-
Request status values	■	■	■	■	■	-	-
Extended setting options for drives and blinds/shutters	■	■	■	■	■	■	■
Total turning of slats after move down command	■	■	■	■	-	-	-
Position of slat after arriving on lower end position	■	■	■	■	■	■	■
Commissioning and diagnostic function							
Control and diagnosis via ABB i-bus® Tool	■	■	■	■	-	-	-
Binary Outputs							
Relay output 6 A (number of outputs)	x = 2, 4, 8	4	x = 2, 4, 8	x = 2, 4, 8	6	-	-
Forced operation	■	■	■	■	■	-	-
Time function							
Staircase lighting, flashing, On/Off delay	-	-	-	-	■	-	-
Logic	-	-	-	-	■	-	-
Scene	-	-	-	-	■	-	-

■ = Function is supported

- = Function is not supported

ABB i-bus® KNX Shading Control



JRA/S 8.230.5.1

Blind/Roller Shutter Actuator with Travel Detection, 230 V AC, Manual Operation, MDRC

To be discontinued

For the control of independent 230 V AC drives via ABB i-bus® KNX. The devices are designed for positioning blinds, roller shutters, awnings and other shading products as well as for controlling doors, windows and ventilation flaps. Additional auxiliary voltage is not needed. The travel times of the drive are detected automatically via current detection. To protect the drives, the output contacts are electromechanically locked against each other. Push buttons are located at the front of the device to control the outputs e.g. during commissioning. The current status of the output is displayed via LEDs.

Description	Mod. width	Order details		Price	Weight	Pack
		Type code	Order code	1 piece	1 piece	unit
				€	kg	pc.
2-fold	4	JRA/S 2.230.5.1	2CDG110124R0011		0.21	1
4-fold	4	JRA/S 4.230.5.1	2CDG110125R0011		0.25	1
8-fold	8	JRA/S 8.230.5.1	2CDG110126R0011		0.46	1



JRA/S 4.24.5.1

Blind/Roller Shutter Actuator with Travel Detection, 4-fold, 24 V AC, Manual Operation, MDRC

To be discontinued

For the control of up to 4 independent 24 V DC drives via ABB i-bus® KNX. The device is designed for positioning blinds, roller shutters, awnings and other shading products as well as for controlling doors, windows and ventilation flaps. Additional auxiliary voltage is not needed. The travel times of the drive are detected automatically via current detection. Push buttons are located at the front of the device to control the outputs e.g. during commissioning. The current status of the output is displayed via LEDs.

Description	Mod. width	Order details		Price	Weight	Pack
		Type code	Order code	1 piece	1 piece	unit
				€	kg	pc.
	4	JRA/S 4.24.5.1	2CDG110128R0011		0.21	1



JRA/S 2.230.2.1

Blind/Roller Shutter Actuator, 2-fold, 230 V AC, Manual Operation, MDRC

To be discontinued

For the control of independent 230 V AC drives via ABB i-bus® KNX. The devices are designed for positioning blinds, roller shutters, awnings and other shading products as well as for controlling doors, windows and ventilation flaps. Additional auxiliary voltage is not needed. To protect the drives, the output contacts are electromechanically locked against each other. Push buttons are located at the front of the device to control the outputs e.g. during commissioning. The current status of the output is displayed via LEDs.

Description	Mod. width	Order details		Price	Weight	Pack
		Type code	Order code	1 piece	1 piece	unit
				€	kg	pc.
2-fold	4	JRA/S 2.230.2.1	2CDG110120R0011		0.21	1
4-fold	4	JRA/S 4.230.2.1	2CDG110121R0011		0.25	1
8-fold	8	JRA/S 8.230.2.1	2CDG110122R0011		0.46	1



JRA/S 2.230.1.1

Blind/Roller Shutter Actuator, 230 V AC, MDRC**To be discontinued**

For the control of independent 230 V AC drives via ABB i-bus® KNX. The devices are designed for positioning blinds, roller shutters, awnings and other shading products as well as for controlling doors, windows and ventilation flaps. Additional auxiliary voltage is not needed. To protect the drives, the output contacts are electromechanically locked against each other.

Description	Mod. width	Order details		Price	Weight	Pack
		Type code	Order code	1 piece	1 piece	unit
				€	kg	pc.
2-fold	4	JRA/S 2.230.1.1	2CDG110129R0011		0.21	1
4-fold	4	JRA/S 4.230.1.1	2CDG110130R0011		0.25	1
8-fold	8	JRA/S 8.230.1.1	2CDG110131R0011		0.46	1



JRA/S 6.230.3.1

Blind/Roller Shutter Actuator with Binary Inputs, 6-fold, 230 V, MDRC**To be discontinued**

For the control of 6 independent Blind/ Roller drives or air dampers. Via the 12 binary input a direct operation of the outputs is possible with conventional switch sensors. The binary inputs may also be used for other operations (e.g. switching, dimming). To protect the drives, the output contacts are electromechanically locked against each other.

Description	Mod. width	Order details		Price	Weight	Pack
		Type code	Order code	1 piece	1 piece	unit
				€	kg	pc.
	12	JRA/S 6.230.3.1	2CDG110208R0011		0.55	1

ABB i-bus® KNX Shading Control



JA/S 4.SMI.1M

SMI Shutter Actuator, 4-fold, Manual Operation, MDRC

It controls four independent groups (broadcast) with up to four SMI (Standard Motor Interface) drives (230 V) for positioning blinds, roller shutters, awnings and other shading products. Status signals (motor fault, direction of movement) can also be sent from the SMI drive on the bus. Push buttons are located at the front of the device to control the outputs e.g. during commissioning. The current status of the output is displayed via LEDs.

Description	Mod. width	Order details		Price	Weight	Pack
		Type code	Order code	1 piece	1 piece	unit
				€	kg	pc.
	4	JA/S 4.SMI.1M	2CDG110028R0011		0.25	1



SJR/S 4.24.2.1

SMI Blind/Roller Shutter Actuator, LoVo, 4-fold, MDRC

It controls four independent groups (broadcast) with up to four SMI (Standard Motor Interface) LoVo drives for positioning blinds, roller shutters, awnings and other shading products. Status signals (motor fault, direction of movement) can also be sent from the SMI drive on the bus. Push buttons are located at the front of the device to control the outputs e.g. during commissioning. The current status of the output is displayed via LEDs.

Description	Mod. width	Order details		Price	Weight	Pack
		Type code	Order code	1 piece	1 piece	unit
				€	kg	pc.
	4	SJR/S 4.24.2.1	2CDG110143R0011		0.25	1



JSB/S 1.1

Shutter Control Unit, MDRC

Controls shutter and blind actuators according to the position of the sun. The shutter control unit contains the functions of anti-glare protection and daylight redirection for up to 4 facades. Automatic shading can be implemented for every building and climatic control can be supported by the comprehensive range of parameter settings in the ETS.

Description	Mod. width	Order details		Price	Weight	Pack
		Type code	Order code	1 piece	1 piece	unit
				€	kg	pc.
	2	JSB/S 1.1	GHQ6310084R0111		0.12	1



JRA/S 2.230.2.2

Blind/Shutter Actuator, 230 V AC, manual operation, MDRC**NEW**

For the control of independent 230 V AC motors via ABB i-bus® KNX. The devices are designed for positioning blinds, roller shutters, awnings and other shading products as well as for controlling doors, windows and ventilation flaps. Additional auxiliary voltage is not needed. To protect the motor, the output contacts are electromechanically locked against each other. Push buttons are located at the front of the device to control the outputs e.g., during commissioning. The current status of the output is displayed via LEDs if the output is selected. Available from November 2024

Description	Mod. width	Order details		Price 1 piece	Weight 1 piece	Pack unit
		Type code	Order code			
2-fold	4	JRA/S 2.230.2.2	2CDG110284R0011		0.16	1
4-fold	4	JRA/S 4.230.2.2	2CDG110285R0011		0.20	1
8-fold	8	JRA/S 8.230.2.2	2CDG110286R0011		0.38	1
12-fold	12	JRA/S 12.230.2.2	2CDG110287R0011		0.54	1



JRA/S 8.230.5.2

Blind/Shutter Actuator with travel detection, 230 V AC, manual operation, MDRC**NEW**

For the control of independent 230 V AC motors via ABB i-bus® KNX. The devices are designed for positioning blinds, roller shutters, awnings and other shading products as well as for controlling doors, windows and ventilation flaps. Additional auxiliary voltage is not needed. The travel times of the motor are detected automatically via current detection. To protect the motor, the output contacts are electromechanically locked against each other. Push buttons are located at the front of the device to control the outputs e.g., during commissioning. The current status of the output is displayed via LEDs if the output is selected. Available from November 2024

Description	Mod. width	Order details		Price 1 piece	Weight 1 piece	Pack unit
		Type code	Order code			
2-fold	4	JRA/S 2.230.5.2	2CDG110288R0011		0.17	1
4-fold	4	JRA/S 4.230.5.2	2CDG110289R0011		0.22	1
8-fold	8	JRA/S 8.230.5.2	2CDG110290R0011		0.40	1
12-fold	12	JRA/S 12.230.5.2	2CDG110291R0011		0.59	1



JRA/S 4.230.4.2

Blind/Shutter Actuator with travel detection and binary inputs, 230 V AC, MDRC**NEW**

For the control of independent 230 V AC motors via ABB i-bus® KNX. The devices are designed for positioning blinds, roller shutters, awnings and other shading products as well as for controlling doors, windows and ventilation flaps. Additional auxiliary voltage is not needed. The travel times of the motor are detected automatically via current detection. Additionally the device has 2 binary inputs (contact scanning) per output, for the connection of conventional switches or push buttons to directly control the hanging. The device is pre-configured so that the respective inputs are directly assigned to the outputs. To protect the motor, the output contacts are electromechanically locked against each other. Available from December 2024

Description	Mod. width	Order details		Price 1 piece	Weight 1 piece	Pack unit
		Type code	Order code			
4-fold	6	JRA/S 4.230.4.2	2CDG110292R0011		0.28	1
8-fold	12	JRA/S 8.230.4.2	2CDG110293R0011		0.38	1

ABB i-bus® KNX Shading Control



JRA/S 4.230.7.2

Blind/Shutter Actuator with 3 limit switch, travel detection and binary inputs, 4-fold, 230 V AC, manual operation, MDRC NEW

For the control of independent 230 V AC motors via ABB i-bus® KNX. The devices are designed for positioning blinds, roller shutters, awnings and other shading products as well as for controlling doors, windows and ventilation flaps. Additional auxiliary voltage is not needed. The device can be used for blinds with working position/3-end-position-switches and features an additional down contact to control the respective motors. The travel times of the motor are detected automatically via current detection. Additionally the device has 2 binary inputs (contact scanning) per output, for the connection of conventional switches or push buttons to directly control the hanging. The device is pre-configured so that the respective inputs are directly assigned to the outputs. To protect the motor, the output contacts are electromechanically locked against each other. Push buttons are located at the front of the device to control the outputs e.g., during commissioning. The current status of the output is displayed via LEDs if the output is selected.

Available from December 2024

Description	Mod. width	Order details		Price 1 piece	Weight 1 piece	Pack unit
		Type code	Order code			
4-fold	8	JRA/S 4.230.7.2	2CDG110294R0011		0.53	1



JRA/S 2.24.2.2

Blind/Shutter Actuator, 24 V DC, manual operation, MDRC NEW

For the control of independent 24 V DC motors via ABB i-bus® KNX. The device is designed for positioning blinds, roller shutters, awnings and other shading products as well as for controlling doors, windows and ventilation flaps. Additional auxiliary voltage is not needed. Push buttons are located at the front of the device to control the outputs e.g., during commissioning. The current status of the output is displayed via LEDs if the output is selected.

Available from November 2024

Description	Mod. width	Order details		Price 1 piece	Weight 1 piece	Pack unit
		Type code	Order code			
2-fold	4	JRA/S 2.24.2.2	2CDG110295R0011		0.15	1
4-fold	4	JRA/S 4.24.2.2	2CDG110296R0011		0.21	1
8-fold	8	JRA/S 8.24.2.2	2CDG110297R0011		0.38	1



JRA/S 4.24.5.2

Blind/Shutter Actuator with travel detection, 4-fold, 24 V DC, manual operation, MDRC NEW

For the control of up to 4 independent 24 V DC motors via ABB i-bus® KNX. The device is designed for positioning blinds, roller shutters, awnings and other shading products as well as for controlling doors, windows and ventilation flaps. Additional auxiliary voltage is not needed. The travel times of the motor are detected automatically via current detection. Push buttons are located at the front of the device to control the outputs e.g., during commissioning. The current status of the output is displayed via LEDs if the output is selected.

Available from November 2024

Description	Mod. width	Order details		Price 1 piece	Weight 1 piece	Pack unit
		Type code	Order code			
4-fold	4	JRA/S 4.24.5.2	2CDG110298R0011		0.21	1

Lighting Control

ABB i-bus® KNX DALI Gateways

Impressive lighting atmosphere, thanks to the DALI Gateways DG/S 1.64.5.1 and DG/S 2.64.5.1



A DALI Gateway serves as the interface between the KNX installation in the building and the digital DALI lighting control system, and therefore unites the two most important building automation standards.

ABBs DALI Gateway Premium devices enable maximum functionality and flexibility in lighting design thanks to the tunable white and color control function.

ABB i-bus® KNX

Lighting Control – DALI

The ABB DALI Gateways are used to interface between DALI (Digital Addressable Lighting Interface) and KNX installations. Four Gateways are available:

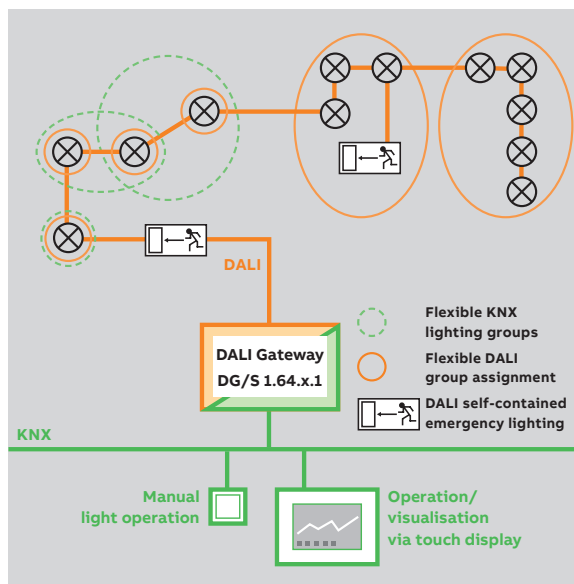
The basic versions DG/S 1.64.1.1 DALI Gateway (1-fold) and DG/S 2.64.1.1 DALI Gateway (2-fold) and on the other hand the premium versions DG/S 1.64.5.1 DALI Gateway (1-fold) and DG/S 2.64.5.1 DALI Gateway (2-fold). All incorporate the DALI power supply.

DALI Gateways DG/S 1.64.x.1

Flexibility by controlling light individually per device or in groups



The DG/S 1.64.1.1 DALI Gateway Basic (1-fold) or DG/S 1.64.5.1 DALI Gateway Premium (1-fold) can install up to 64 DALI devices both via 16 flexible DALI (orange lined group) and KNX lighting groups (green dotted lined group), each with one or more DALI participants. Control and Monitoring via KNX. Control and status feedback can also be carried out via Broadcast. 16 independent Lighting scenes are available.



Both, basic and premium Gateways are certificated as Single-Master DALI-2 controller and supports DT1 self-contained emergency lighting acc. EN 62386-202.

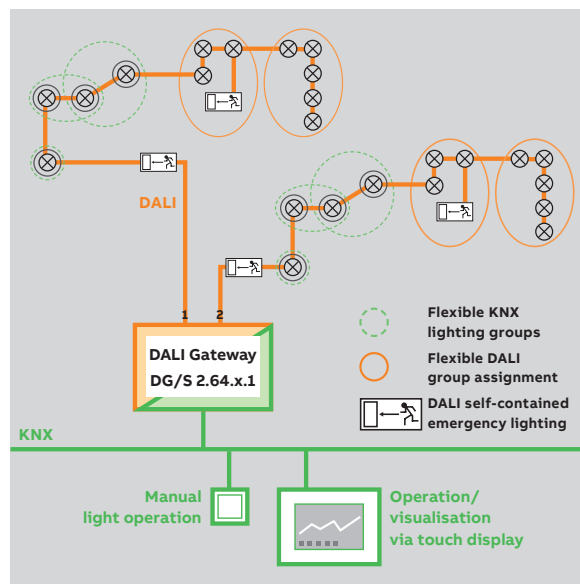
The DALI Gateways Premium supports DT8 color control acc. EN 62386-209. Other DALI data points like DT6 can be controlled via standard DALI commands acc. EN 62386-102.

DALI Gateways DG/S 2.64.x.1

Maximum flexibility combined with highest amount of DALI participants and groups, to meet all customer needs



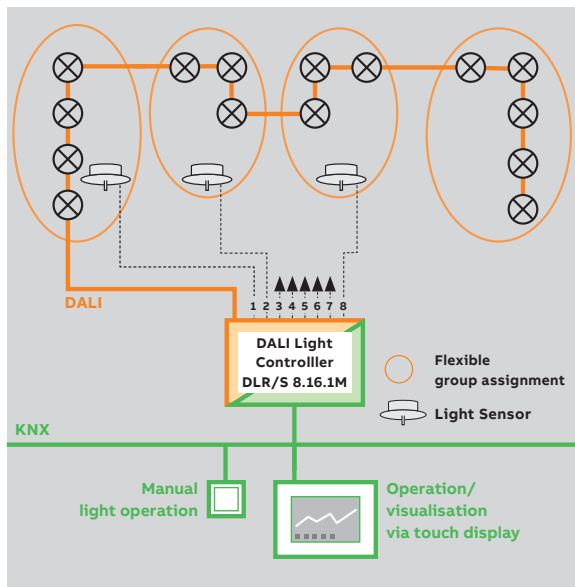
The DG/S 2.64.1.1 DALI Gateway Basic (2-fold) or DG/S 2.64.5.1 DALI Gateway Premium (2-fold) can install up to 2 x 64 DALI devices both via 2 x 16 flexible DALI (orange lined group) and KNX lighting groups (green dotted lined group), each with one or more DALI participants. Control and Monitoring via KNX. Control and status feedback can also be carried out via Broadcast. 2 x 16 independent Lighting scenes are available.



DALI Light Controller DLR/S 8.16.1M
Energy through constant lighting control



Control via 16 lighting groups. Up to 8 lighting groups can be controlled with 8 light sensors. Master-slave, staircase light and Scene mode round off the functions.



DALI Light Controller DLR/A 4.8.1.1
Decentralized Constant Lighting Control



The DALI Light Controller DLR/A 4.8.1.1 is a surface mounting device for switching and dimming of 8 independent lighting groups. A maximum of 64 DALI devices can be connected. The device can be used for 4-fold constant lighting control in connection with 4 Light Sensors LF/U 2.1. Furthermore staircase lighting and master / slave functions are provided. Fault feedback messages, e.g. concerning ballast or lamp failures, can be programmed and activated via KNX. The compact surface-mounted housing allows the decentralized installation in the underfloor or in false ceilings – optimal for the use with Room Controller RC/A.

ABB i-bus® KNX

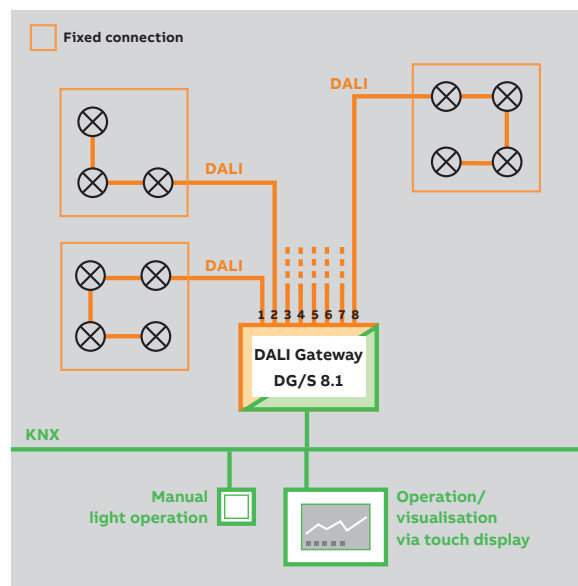
Lighting Control – DALI

DALI Gateway DG/S 8.1

The proven technology



Lighting groups are formed via “rigid” hardware wiring. Fast commissioning as no addressing is necessary. No readdressing when a ballast is exchanged. 8 x 16 DALI devices.



General	Gateways		
	DG/S 1.64.1.1	DG/S 2.64.1.1	DG/S 8.1
Supply voltage	100 – 240 V AC (85...265 V AC; 110...240 V DC)	100 – 240 V AC (85...265 V AC; 110...240 V DC)	100 – 240 V AC (85...265 V AC; 110...240 V DC)
Type of installation	DIN-Rail	DIN-Rail	DIN-Rail
Module width (space unit)	4	4	6
Number of outputs	1	2	8
Light sensor inputs	–	–	–
Degree of protection	IP20	IP20	IP20
Integrated power supply	■	■	■
Number of DALI participants	64	2 x 64	8 x 16
Broadcast control	■	■	■
Number of group control	16	2 x 16	–
Individual control	64	2 x 64	–
DT1 Self-contained emergency lighting, IEC 62 386-202	■	■	–
DT8 lighting (Tunable White, Tc, RGB(W)), IEC 62 386-209	–	–	–
DTx standard DALI function (set, dim, scene...), IEC 62 386-102	■	■	■
Manual operation	■	■	■
DALI approval	DALI-2 certified	DALI-2 certified	trademarked
Functions			
Enable/disable DALI address assignment	■	■	–
Switching, dimming, set brightness	■	■	■
Human Centric Lighting (HCL)	–	–	–
Dim2Warm	–	–	–
RGB(W)*	–	–	–
HSV(W)* - Hue, Saturation and Value*	–	–	–
Load control*	–	–	–
Sequencer*	–	–	–
Individual set/dimming colour temperature per group/ballast	–	–	–
Tunable White Presets	–	–	–
Operating hours	–	–	–
Standby shutdown	–	–	–
Slave	■	■	■
Staircase lighting	■	■	■
Burn-in	■	■	■
Scenes, 8 bit call	■	■	■
Scenes, 1 bit call	–	–	■
Forced	■	■	–
Emergency lighting test	■	■	–
Partial failure	■	■	–
Constant light control	–	–	–
Reaction on KNX bus voltage failure	■	■	■
Reaction on KNX voltage recovery	■	■	■
Reaction on DALI bus voltage failure	■	■	■
Reaction on DALI voltage recovery	■	■	■
Power on level	■	■	–
Device or lamp fault	■	■	■
Cyclic monitoring telegram	■	■	■
DALI telegram rate modifiable	■	■	–
Commissioning and diagnostic functions			
(ABB i-bus® Tool)			
Device assignment	■	■	–
Group assignment	■	■	–
Fault DALI device	■	■	–
Fault lamp	■	■	–
Function test (ON/OFF/brightness value)	■	■	–
Commissioning constant light control	–	–	–
Test emergency lighting	■	■	–
Broadcast on/off	–	–	–
Shows if there are unaddressed DALI participants	–	–	–

—
■ = Function is supported

– = Function is not supported

* = From ETS application version 2.0

ABB i-bus® KNX

Lighting Control – DALI

	Gateways		Light Control	
	DG/S 1.64.5.1	DG/S 2.64.5.1	DLR/S 8.16.1M	DLR/A 4.8.1.1
General				
Supply voltage	100 – 240 V AC (85...265 V AC; 110...240 V DC)	100 – 240 V AC (85...265 V AC; 110...240 V DC)	100 – 240 V AC (85...265 V AC; 110...240 V DC)	100 – 240 V AC (85...265 V AC; 110...240 V DC)
Type of installation	DIN-Rail	DIN-Rail	DIN-Rail	SM
Module width (space unit)	4	4	6	220 x 147 x 50 mm
Number of outputs	1	2	1	1
Light sensor inputs	–	–	8	4
Degree of protection	IP20	IP20	IP20	IP54
Integrated power supply	■	■	■	■
Number of DALI participants	64	2 x 64	64	64
Broadcast control	■	■	■	■
Number of group control	16	2 x 16	16	8
Individual control	64	2 x 64	–	–
DT1 Self-contained emergency lighting, IEC 62 386-202	■	■	–	–
DT8 lighting (Tunable White, Tc, RGB(W)), IEC 62 386-209	■	■	–	–
DTx standard DALI function (set, dim, scene...), IEC 62 386-102	■	■	■	■
Manual operation	■	■	■	■
DALI approval	DALI-2 certified	DALI-2 certified	trademarked	trademarked
Functions				
Enable/disable DALI address assignment	■	■	■	■
Switching, dimming, set brightness	■	■	■	■
Human Centric Lighting (HCL)	■	■	–	–
Dim2Warm	■	■	–	–
RGB(W)*	■	■	–	–
HSV(W)* - Hue, Saturation and Value*	■	■	–	–
Load control*	■	■	–	–
Sequencer*	■	■	–	–
Individual set/dimming colour temperature per group/ballast	■	■	–	–
Tunable White Presets	■	■	–	–
Operating hours	■	■	–	–
Standby shutdown	■	■	–	–
Slave	■	■	■	■
Staircase lighting	■	■	■	■
Burn-in	■	■	■	■
Scenes, 8 bit call	■	■	■	■
Scenes, 1 bit call	■	■	■	■
Forced	■	■	■	■
Emergency lighting test	■	■	–	–
Partial failure	■	■	–	–
Constant light control	–	–	■	■
Reaction on KNX bus voltage failure	■	■	■	■
Reaction on KNX voltage recovery	■	■	■	■
Reaction on DALI bus voltage failure	■	■	■	■
Reaction on DALI voltage recovery	■	■	■	■
Power on level	■	■	■	■
Device or lamp fault	■	■	■	■
Cyclic monitoring telegram	■	■	■	■
DALI telegram rate modifiable	■	■	–	–
Commissioning and diagnostic functions				
(ABB i-bus® Tool)				
Device assignment	■	■	■	■
Group assignment	■	■	■	■
Fault DALI device	■	■	■	■
Fault lamp	■	■	■	■
Function test (ON/OFF/brightness value)	■	■	■	■
Commissioning constant light control	–	–	■	■
Test emergency lighting	■	■	–	–
Broadcast on/off	■	■	–	–
Shows if there are unaddressed DALI participants	■	■	–	–

■ = Function is supported

– = Function is not supported

* = From ETS application version 2.0



DG/S 1.64.1.1

DALI Gateway, Basic, MDRC

Single-Master DALI Controller certificated acc. to DALI-2 (EN 62386). The device is used to control DALI or DALI-2 standard devices via ABB i-bus® KNX. One/Two DALI output(s) for up to 64/2x64 DALI participants. The DALI power supply is integrated. Control and status feedback is carried out via KNX per DALI participants (64/2 x 64), with lighting groups (16/2 x 16), together in broadcast or per scenes (16/2 x 16). Extensive fault and error messages are available. Slave-, staircase-, force-, block- and scene-function are integrated. Self-contained emergency converter, DT1 acc. EN 62386-202 will be supported. By means of KNX and emergency converter, different emergency tests (e.g., function and duration test) can be triggered. Other DALI devices e.g., DT6 or DT8 can be controlled via standard DALI commands acc. to EN 62386-102.

For diagnostic use and individual change of the DALI address or group assignment a separate software tool (ABB i-bus® Tool) is available.

Description	Mod. width	Order details		Price	Weight	Pack
		Type code	Order code	1 piece	1 piece	unit
				€	kg	pc.
1-fold	4	DG/S 1.64.1.1	2CDG110198R0011		0.18	1
2-fold	4	DG/S 2.64.1.1	2CDG110199R0011		0.19	1



DG/S 1.64.5.1

DALI Gateway, Premium, MDRC

Single-Master DALI Controller certificated acc. to DALI-2 (EN 62386). The device is used to control DALI or DALI-2 devices via ABB i-bus® KNX. One/Two DALI output(s) for up to 64/2 x 64 DALI participants. DALI power supply is integrated. Control and status feedback is carried out via KNX per DALI participants (64/2 x 64), with lighting groups (16/2 x 16), together in broadcast or per scenes (16/2 x 16). DALI devices type DT1 (Self-contained emergency converter acc. EN 62386-202) and type DT8 (colour temperature Tc & RGB(W) acc. EN 62386-209) will be supported. Other DALI devices e.g., DT6 can be controlled via standard DALI commands acc. to EN 62386-102.

Extensive fault and error messages are available. Slave-, staircase-, force-, block- and scene-function are integrated. Colour can set and dim, HSV(W)-, Dim2Warm-, HCL-function, 4 sequencer per DALI output can be used. A standby switch-off in combination with a KNX switch actuator (e.g., SA/S) and the integration of the DALI Gateways into a load control system are possible. By means of KNX and DT1 converter different emergency tests (e.g., function and duration test) can be triggered, test results are transferred back to KNX. For diagnostic use and individual change of the DALI address or group assignment a separate software tool (ABB i-bus® Tool) is available.

Description	Mod. width	Order details		Price	Weight	Pack
		Type code	Order code	1 piece	1 piece	unit
					kg	pc.
1-fold	4	DG/S 1.64.5.1	2CDG110273R0011		0.18	1
2-fold	4	DG/S 2.64.5.1	2CDG110274R0011		0.19	1

ABB i-bus® KNX

Lighting Control – DALI



DG/S 8.1

DALI Gateway, 8-fold, MDRC

Single-Master DALI Controller DALI (EN 62386) trademarked. For controlling up to 128 standard DALI devices (DTO) acc. DALI or DALI-2. There are 8 separate, independent DALI outputs/channels available. Up to 16 DALI devices can be connected per channel. The DALI power supply is integrated in the gateway. The functions of switching, dimming, set values and fault indication for lamps and electronic ballasts are available for each output. It is possible to set the lamp burn-in time and 16 light scenes. Commissioning is simplified as no addressing or commissioning of the DALI devices is necessary.

Description	Mod. width	Order details		Price	Weight	Pack unit
		Type code	Order code	1 piece	1 piece	
				€	kg	pc.
	6	DG/S 8.1	2CDG110025R0011		0.31	1



DLR/S 8.16.1M

DALI Light Controller, 8-fold, Manual Operation, MDRC

Single-Master DALI Controller DALI (EN 62386) trademarked. For switching and dimming of 16 independent lighting groups. A maximum of 64 standard DALI devices (DTO) acc. DALI or DALI-2 can be connected. The device can be used for 8-fold constant lighting control in connection with eight Light Sensors LF/U 2.1. Fault feedback messages can be programmed and activated via KNX. With comfortable manual operation and status display.

Description	Mod. width	Order details		Price	Weight	Pack unit
		Type code	Order code	1 piece	1 piece	
				€	kg	pc.
	6	DLR/S 8.16.1M	2CDG110101R0011		0.26	1



DLR/A 4.8.1.1

DALI Light Controller, 4-fold, SM

Single-Master DALI Controller DALI (EN 62386) trademarked. Surface mounting device for switching and dimming of 8 independent groups of luminaries. Up to 64 standard DALI participants (DTO) acc. DALI or DALI-2 can be connected to one DALI control line. When combined with the light Sensor LF/U 2.1 the device can be used as a 4-fold light controller for constant light control. Additionally a staircase and master / slave function is integrated. A great number of status feedback e.g. lamp and ballast fault can be transferred from DALI to KNX. With this functions the DALI light controller is a key factor in every energy efficient building automation. With his surface mounting housing it is possible to insert the device central in false ceiling or underfloor installation.

Description	Mod. width	Order details		Price	Weight	Pack unit
		Type code	Order code	1 piece	1 piece	
				€	kg	pc.
	-	DLR/A 4.8.1.1	2CDG110172R0011		0.66	1

ABB i-bus® KNX

Lighting Control

	Universal Dim Actuators	
	UD/S x.210.2.1	UD/S x.315.2.1
General		
Supply voltage	110 – 230 V AC ± 10 %, 50/60 Hz	110 – 230 V AC ± 10 %, 50/60 Hz
Type of installation	DIN-Rail	DIN-Rail
Module width (space unit)	6/8	4/8/12
Number of outputs	4/6	2/4/6
Maximum load per channel	4 x 210 W (1 x 600 W)/ 6 x 210 W (1 x 800 W)	2 x 315 W (1 x 500 W) 4 x 315 W (2 x 500 W) 6 x 315 W (2 x 700 W or 3 x 500 W)
Incoming supply	4/6 phase inputs	2/4/6 phase inputs
Load types		
230 V incandescent lamps	■	■
230 V halogen lamps	■	■
Low-voltage halogen lamps with conventional transformers or electronic transformers	■	■
LED strips or 12/24 V lamps	–	–
LED Retrofit 230 V	■	–
Grouping of channels for load increase	■	■ ³⁾
Switching		
Brightness value when turned on	■	■
Dimming speed for switching on and off	■	■
Dimming		
Min. and max. dimming values	■	■
Switching on/off via rel. dimming	■	■
Further functions		
Forced operation	■	■
Dimming curve adjustment	■	■
Reaction on bus voltage failure	■	■
Behavior on bus voltage recovery	■	■
Status feedback	■	■
Blocking channel	■	■
Scenes	■	■
Phase angle control: automatic, leading or trailing edge	■	■
Additional logic functions	■	■
Staircase lighting	■	■

■ = Function is supported

– = Function is not supported

1) = Selected LED retrofit lamps are tested and approved. Restrictions have to be observed
Details see Busch-Dimmer® Tool (www.busch-jaeger.com)

2) = One channel uses 500 W

3) = See maximum load per channel

ABB i-bus® KNX

Lighting Control

LED Dimmer with constant curve		
	6155/30-500 1-4-fold	6155/40-500 1-4-fold with power supply
General		
Supply voltage	12...24 V DC	230 V AC ± 10 %, 50/60 Hz
Type of installation	Wall (surface)	Wall (surface)
Module width (space unit)	–	–
Number of outputs	4	4
Maximum load per channel	1 x 10 A/ 4 x 2.5 A	1 x 4 A/ 4 x 1 A
Incoming supply	1 phase input	1 phase input
Load types		
230 V incandescent lamps	–	–
230 V halogen lamps	–	–
Low-voltage halogen lamps with conventional transformers or electronic transformers	–	–
LED strips or 12/24 V lamps	■	■
LED Retrofit 230 V	–	–
Grouping of channels for load increase	■	■
Switching		
Brightness value when turned on	■	■
Dimming speed for switching on and off	■	■
Dimming		
Min. and max. dimming values	■	■
Switching on/off via rel. dimming	■	■
Further functions		
Forced operation	–	–
Dimming curve adjustment	–	–
Reaction on bus voltage failure	–	–
Behavior on bus voltage recovery	■	■
Status feedback	■	■
Blocking channel	■	■
Scenes	■	■
Phase angle control: automatic, leading or trailing edge	–	–
Additional logic functions	–	–
Staircase lighting	–	–

■ = Function is supported

– = Function is not supported

	Switch/Dim Actuators			Constant Light Control	
	SD/S 2.16.1	SD/S 4.16.1	SD/S 8.16.1	LR/S 2.16.1	LR/S 4.16.1
General					
Supply voltage	KNX	KNX	KNX	KNX	KNX
Type of installation	DIN-Rail	DIN-Rail	DIN-Rail	DIN-Rail	DIN-Rail
Module width (space unit)	4	6	8	4	6
Number of outputs 1-10 V (passive)	2	4	8	2	4
Manual operation	■	■	■	■	■
Maximum current per control output	100 mA	100 mA	100 mA	100 mA	100 mA
Maximum cable length at maximum load (100 mA)	70 m (cable cross-section 0.8 mm ²)	70 m (cable cross-section 0.8 mm ²)	70 m (cable cross-section 0.8 mm ²)	70 m (cable cross-section 0.8 mm ²)	70 m (cable cross-section 0.8 mm ²)
	100 m (cable cross-section 1.5 mm ²)	100 m (cable cross-section 1.5 mm ²)	100 m (cable cross-section 1.5 mm ²)	100 m (cable cross-section 1.5 mm ²)	100 m (cable cross-section 1.5 mm ²)
Light sensor (LF/U 2.1)	–	–	–	2	4
Maximum cable length per sensor (P-YCYM or J-Y(ST)Y cable (SELV), diameter 0.8 mm)	–	–	–	100 m	100 m
Power loss per device at max. load	2.6 W	5.2 W	10.4 W	2.6 W	5.2 W
Switching capacity					
Rated current I _n	16 A AC1	16 A AC1	16 A AC1	16 A AC1	16 A AC1
Rated voltage U _n	250/440 V AC	250/440 V AC	250/440 V AC	250/440 V AC	250/440 V AC
AC1 operation (cos φ = 0.8) DIN EN 60 947-4-1	16 A	16 A	16 A	16 A	16 A
AC3 operation (cos φ = 0.45) DIN EN 60 947-4-1	8 A/ 230 V	8 A/ 230 V	8 A/ 230 V	8 A/ 230 V	8 A/ 230 V
Fluorescent lighting load AX DIN EN 60 669-1	10 A (140 μF) ¹⁾	10 A (140 μF) ¹⁾	10 A (140 μF) ¹⁾	10 A (140 μF) ¹⁾	10 A (140 μF) ¹⁾
Minimum switching capacity	100 mA/12 V	100 mA/12 V	100 mA/12 V	100 mA/12 V	100 mA/12 V
DC current switching capacity (resistive load)	10 A/24 V DC	10 A/24 V DC	10 A/24 V DC	10 A/24 V DC	10 A/24 V DC
Mechanical service life	> 3 x 10 ⁶	> 3 x 10 ⁶	> 3 x 10 ⁶	> 3 x 10 ⁶	> 3 x 10 ⁶
Electronic endurance to DIN IEC 60 947-4-1					
Rated current AC1 (240 V/cos φ = 0.8)	100,000	100,000	100,000	100,000	100,000
Rated current AC3 (240 V/cos φ = 0.45)	30,000	30,000	30,000	30,000	30,000
Rated current AC5a (240 V/cos φ = 0.45)	30,000	30,000	30,000	30,000	30,000
Incandescent lamp load at 230 V AC	2,300 W	2,300 W	2,300 W	2,300 W	2,300 W
Fluorescent lamps T5/T8					
Uncorrected	2,300 W	2,300 W	2,300 W	2,300 W	2,300 W
Parallel compensated	1,500 W	1,500 W	1,500 W	1,500 W	1,500 W
DUO circuit	1,500 W	1,500 W	1,500 W	1,500 W	1,500 W
Low-voltage halogen lamps					
Inductive transformer	1,200 W	1,200 W	1,200 W	1,200 W	1,200 W
Electronic transformer	1,500 W	1,500 W	1,500 W	1,500 W	1,500 W
Halogen lamp 230 V	2,500 W	2,500 W	2,500 W	2,500 W	2,500 W
Dulux lamps					
Uncorrected	1,100 W	1,100 W	1,100 W	1,100 W	1,100 W
Parallel compensated	1,100 W	1,100 W	1,100 W	1,100 W	1,100 W
Mercury-vapour lamps					
Inductive transformer	2,000 W	2,000 W	2,000 W	2,000 W	2,000 W
Electronic transformer	2,000 W	2,000 W	2,000 W	2,000 W	2,000 W

■ = Function is supported

– = Function is not supported

1) = The maximum peak inrush current may not be exceeded

ABB i-bus® KNX Lighting Control

	Switch/Dim Actuators			Constant Light Control	
	SD/S 2.16.1	SD/S 4.16.1	SD/S 8.16.1	LR/S 2.16.1	LR/S 4.16.1
Sodium-vapour lamps					
Inductive transformer	2,000 W	2,000 W	2,000 W	2,000 W	2,000 W
Electronic transformer	2,000 W	2,000 W	2,000 W	2,000 W	2,000 W
Max. peak inrush-current I_p (150 μ s)	400 A	400 A	400 A	400 A	400 A
Max. peak inrush-current I_p (250 μ s)	320 A	320 A	320 A	320 A	320 A
Max. peak inrush-current I_p (600 μ s)	200 A	200 A	200 A	200 A	200 A
Number of ballasts (T5/T8, single element) e.g.¹⁾					
18 W (ABB EVG 1 x 18 SF)	23	23	23	23	23
24 W (ABB EVG 1 x 24 CY)	23	23	23	23	23
36 W (ABB EVG 1 x 36 CF)	14	14	14	14	14
58 W (ABB EVG 1 x 58 CF)	11	11	11	11	11
80 W (Helvar EL 1 x 80 SC)	10	10	10	10	10

	Switch/Dim Actuators			Constant Light Control	
	SD/S 2.16.1	SD/S 4.16.1	SD/S 8.16.1	LR/S 2.16.1	LR/S 4.16.1
Functions					
Brightness control	–	–	–	■	■
Brightness value	■	■	■	■	■
Dimming speed for transition brightness values	■	■	■	■	■
Min. and max. value limits	■	■	■	■	■
Set switching on and off via value	■	■	■	■	■
Presets	■	■	■	■	■
Scenes	■	■	■	■	■
Switch					
Brightness value when turned on	■	■	■	■	■
Dimming speed for switching on and off	■	■	■	■	■
Dimming					
Dimming speed can be changed via KNX	■	■	■	■	■
Min. and max. dimming values	■	■	■	■	■
Switching on/off via rel. dimming	■	■	■	■	■
Forced operation					
2-bit coded forced operation	■	■	■	■	■
Behaviour after voltage recovery	■	■	■	■	■
Block Activate output via 1-bit object	■	■	■	■	■
Special					
4-point characteristic adjustment	■	■	■	■	■
Preference with bus voltage failure	■	■	■	■	■
Status feedback	■	■	■	■	■
Additional					
Slave mode e.g. for integration in the constant lighting control	■	■	■	■	■
Staircase lighting	■	■	■	■	■
Prewarning via dimming and/or KNX object	■	■	■	■	■
Commissioning and diagnostic functions					
Control and diagnosis via ABB i-bus® Tool	–	–	–	■	■

■ = Function is supported

– = Function is not supported

1) = For multiple element lamps or other types, the number of electronic ballasts must be determined using the peak inrush current of the electronic ballasts



LR/S 4.16.1

Light Controller, 1-10 V, MDRC

The device enables the switching and dimming of 2 or 4 independent lighting circuits in conjunction with electronic ballasts. In combination with the Light Sensor LF/U 2.1, the device can be used for constant lighting control. 2 or 4 light sensors can be connected to the controller for precise detection of the lighting conditions.

Description	Mod. width	Order details		Price	Weight	Pack
		Type code	Order code	1 piece	1 piece	unit
				€	kg	pc.
2-fold	4	LR/S 2.16.1	2CDG110087R0011		0.25	1
4-fold	6	LR/S 4.16.1	2CDG110088R0011		0.40	1



LF/U 2.1

Light Sensor, FM

Used for implementing constant lighting control applications in conjunction with light controllers LR/S, LR/M, DLR/S 8.16.1M or DLR/A 4.8.1.1. The scope of delivery includes different optical rods, the connection terminals and the cover for discrete fitting in a room.

Description	Mod. width	Order details		Price	Weight	Pack
		Type code	Order code	1 piece	1 piece	unit
				€	kg	pc.
		LF/U 2.1	2CDG110089R0011		0.07	1



SD/S 8.16.1

Switch/Dim Actuator, 16 A, MDRC

Used for switching and dimming of 2, 4 or 8 independent groups of luminaries with electronic ballasts with 1 – 10 V control interfaces. On each channel the power supply of the ballasts is switched by a floating load relay (16 A – AC1). Every output can be operated manually and features display of the switching state. The device can assume a range of applications thanks to the programming options.

Description	Mod. width	Order details		Price	Weight	Pack
		Type code	Order code	1 piece	1 piece	unit
				€	kg	pc.
2-fold	4	SD/S 2.16.1	2CDG110079R0011		0.21	1
4-fold	6	SD/S 4.16.1	2CDG110080R0011		0.32	1
8-fold	8	SD/S 8.16.1	2CDG110081R0011		0.56	1

ABB i-bus® KNX Lighting Control



UD/S 4.210.2.1

LED Dimmer, 4-fold, 210 W/VA, MDRC

Multichannel universal dimming actuator optimized for dimming of retrofit LED lamps (LEDi). Also suitable for dimming of incandescent lamps, low-voltage halogen lamps with conventional or electronic transformers, 230 V incandescent halogen lamps and dimmable halogen energy-saving lamps. Automatic load detection (deactivatable). One separate N-terminal per channel. Channel bridging possible in order to increase the maximum load.

Outputs can be switched in parallel as required. Minimum load: 2 W. Manual operation on the device is possible also without bus voltage or in unprogrammed state. One LED control button per channel (including status indication) for ON and OFF switching as well as for up and down dimming. Programming of the device is possible without connecting 230 V supply voltage. Comprehensive test and diagnostic functions via the i-bus® Tool. Fast parameterization in the ETS by means of copyable channel templates. With integrated bus coupler.

Rated power at 230 V ~:

- 230 V ~ incandescent and halogen lamps: 4 x 210 W/VA to 1 x 600 W/VA.
- Dimmable 230 V ~ LEDi: 4 x 210 W/VA to 1 x 600 W/VA in trailing edge mode, 4 x 80 W/VA to 1 x 200 W/VA in leading edge mode.
- Inductive L-transformers with LED/low-voltage halogen lamps: 4 x 210 W/VA to 1 x 600 W/VA.
- Electronic C-transformers with LED/low voltage halogen lamps: 4 x 210 W/VA to 1 x 600 W/VA.
- Electronic LC transformers with LED/low-voltage halogen lamps: 4 x 80 W/VA to 1 x 200 W/VA.

Recommendation: Always use bulbs of one type and manufacturer.

Description	Mod. width	Order details		Price	Weight	Pack
		Type code	Order code	1 piece	1 piece	unit
				€	kg	pc.
4-fold	6	UD/S 4.210.2.1	2CKA006197A0047		0.28	1



UD/S 6.210.2.1

LED Dimmer, 6-fold, 210 W/VA, MDRC

Multichannel universal dimming actuator optimized for dimming of retrofit LED lamps (LEDi). Also suitable for dimming of incandescent lamps, low-voltage halogen lamps with conventional or electronic transformers, 230 V incandescent halogen lamps and dimmable halogen energy-saving lamps. Automatic load detection (deactivatable). One separate N-terminal per channel. Channel bridging possible in order to increase the maximum load. Outputs can be switched in parallel as required. Minimum load: 2 W. Manual operation on the device is possible also without bus voltage or in unprogrammed state. One LED control button per channel (including status indication) for ON and OFF switching as well as for up and down dimming. Programming of the device is possible without connecting 230 V supply voltage. Comprehensive test and diagnostic functions via the i-bus® Tool. Fast parameterization in the ETS by means of copyable channel templates. With integrated bus coupler.

Rated power at 230 V ~:

- 230 V ~ incandescent and halogen lamps: 6 x 210 W/VA to 1 x 800 W/VA.
- Dimmable 230 V ~ LEDi: 6 x 210 W/VA to 1 x 800 W/VA in trailing edge mode, 6 x 80 W/VA to 1 x 240 W/VA in leading edge mode.
- Inductive L-transformers with LED/low-voltage halogen lamps: 6 x 210 W/VA to 1 x 800 W/VA.
- Electronic C-transformers with LED/low voltage halogen lamps: 6 x 210 W/VA to 1 x 800 W/VA.
- Electronic LC transformers with LED/low-voltage halogen lamps: 6 x 80 W/VA to 1 x 240 W/VA.

Recommendation: Always use bulbs of one type and manufacturer.

Description	Mod. width	Order details		Price	Weight	Pack
		Type code	Order code	1 piece	1 piece	unit
				€	kg	pc.
6-fold	8	UD/S 6.210.2.1	2CKA006197A0049		0.58	1



UD/S 2.315.2.1

LED Dimmer, 2-fold, 315 W/VA, MDRC

Multichannel universal dimming actuator optimized for dimming of retrofit LED lamps (LEDi). Also suitable for dimming of incandescent lamps, low-voltage halogen lamps with conventional or electronic transformers, 230 V incandescent halogen lamps and dimmable halogen energy-saving lamps. Automatic load detection (deactivatable). One separate N-terminal per channel. Channel bridging possible in order to increase the maximum load. Outputs can be switched in parallel in groups as required. Minimum load: 2 W. Manual operation on the device is possible also without bus voltage or in unprogrammed state. One LED control button per channel (including status indication) for ON and OFF switching as well as for up and down dimming. Programming of the device is possible without connecting 230 V supply voltage. Comprehensive test and diagnostic functions via the i-bus® Tool. Fast parameterization in the ETS by means of copyable channel templates. With integrated bus coupler.

Rated power at 230 V ~:

- 230 V ~ incandescent and halogen lamps: 2 x 315 W/VA to 1 x 500 W/VA.
 - Dimmable 230 V ~ LEDi: 2 x 315 W/VA to 1 x 500 W/VA in trailing edge mode,
 - 2 x 120 W/VA to 1 x 200 W/VA in leading edge mode.
 - Inductive L-transformers with LED/low-voltage halogen lamps: 2 x 315 W/VA to 1 x 500 W/VA.
 - Electronic C-transformers with LED/low voltage halogen lamps: 2 x 315 W/VA to 1 x 500 W/VA.
 - Electronic LC transformers with LED/low-voltage halogen lamps: 2 x 120 W/VA to 1 x 200 W/VA.
- Recommendation: Always use bulbs of one type and manufacturer.

Description	Mod. width	Order details		Price	Weight	Pack
		Type code	Order code	1 piece	1 piece	unit
				€	kg	pc.
	4	UD/S 2.315.2.1	2CKA006197A0053		0.29	1



UD/S 4.315.2.1

LED Dimmer, 4-fold, 315 W/VA, MDRC

Multichannel universal dimming actuator optimised for dimming retrofit LED lamps (LEDi). Also suitable for dimming incandescent lamps, low-voltage halogen lights with conventional or electronic transformers, 230 V halogen lamps and dimmable energy-saving halogen lamps. Automatic load detection (can be deactivated). Separate N-connection per channel. Parallel connection of the outputs possible to increase the output power. Outputs can be connected in parallel in groups. Minimum load: 2 W. Manual operation on device also possible without bus voltage or in an unprogrammed status. Programming of the device also possible without applied 230 V supply voltage. Extensive test and diagnosis functions for the i-bus® Tool. Fast parameter setting in ETS using copyable channel templates. With integrated bus coupler.

Nominal power at 230 V~ mains voltage:

- 230 V~ incandescent and halogen lamps: 4 x 315 W/VA to 2 x 500 W/VA in trailing edge control, 4 x 120 W/VA to 2 x 200 W/VA in leading edge control.
 - Dimmable 230 V~ LEDi: 4 x 315 W/VA to 2 x 500 W/VA in trailing edge control, 4 x 120 W/VA to 2 x 200 W/VA in leading edge control.
 - Inductive L-transformers with LED/low-voltage halogen lamp: 4 x 315 W/VA to 2 x 500 W/VA.
 - Electronic C-transformers with LED/low-voltage halogen lamp: 4 x 315 W/VA to 2 x 500 W/VA.
 - Electronic LC-transformers with LED/low-voltage halogen lamp: 4 x 120 W/VA to 2 x 200 W/VA.
- Recommendation: Always use bulbs of one type and manufacturer.

Description	Mod. width	Order details		Price	Weight	Pack
		Type code	Order code	1 piece	1 piece	unit
				€	kg	pc.
	8	UD/S 4.315.2.1	2CKA006197A0057		0.56	1

ABB i-bus® KNX Lighting Control



UD/S 6.315.2.1

LED Dimmer, 6-fold, 315 W/VA, MDRC

Multichannel universal dimming actuator optimized for dimming of retrofit LED lamps (LEDi). Also suitable for dimming of incandescent lamps, low-voltage halogen lamps with conventional or electronic transformers, 230 V incandescent halogen lamps and dimmable halogen energy-saving lamps. Automatic load detection (deactivatable). One separate N-terminal per channel. Channel bridging possible in order to increase the maximum load. Outputs can be switched in parallel in groups as required. Minimum load: 2 W. Manual operation on the device is possible also without bus voltage or in unprogrammed state. One LED control button per channel (including status indication) for ON and OFF switching as well as for up and down dimming. Programming of the device is possible without connecting 230 V supply voltage. Comprehensive test and diagnostic functions via the i-bus® Tool. Fast parameterization in the ETS by means of copyable channel templates. With integrated bus coupler.

Rated power at 230 V ~:

- 230 V ~ incandescent and halogen lamps: 6 x 315 W/VA, 2 x 700 W/VA to 3 x 500 W/VA.
- Dimmable 230 V ~ LEDi: 6 x 315 W/VA, 2 x 700 W/VA to 3 x 500 W/VA in trailing edge mode, 6 x 120 W/VA, 2 x 250 W/VA to 3 x 300 W/VA in leading edge mode.
- Inductive L-transformers with LED/low-voltage halogen lamps: 6 x 315 W/VA, 2 x 700 W/VA to 3 x 500 W/VA.
- Electronic C-transformers with LED/low voltage halogen lamps: 6 x 315 W/VA, 2 x 700 W/VA to 3 x 500 W/VA.
- Electronic LC transformers with LED/low-voltage halogen lamps: 6 x 120 W/VA, 2 x 250 W/VA to 3 x 300 W/VA.

Recommendation: Always use bulbs of one type and manufacturer.

Description	Mod. width	Order details		Price	Weight	Pack
		Type code	Order code	1 piece	1 piece	unit
				€	kg	pc.
	12	UD/S 6.315.2.1	2CKA006197A0061			1



6155/30-500

Build-In-Dimmer with constant curve for LED-strips RGBW, 4-fold

To be discontinued

Build-in LED-Dimmer for LED strips with constant curve. To control RGB or RGBW-LEDs. Grouping of channels possible. With Master/Slave-function and internal load management. Connections: KNX-line: Bus connection terminal. Rated voltage: 12 - 24 V. Output voltage: 12 V. Secondary: 24 V. Rated frequency: 600 Hz. Outputs: 4x dimming channel. Suitable for: DC. Rated current: 10 A. Rated power: 240 W. Protection class (Device): IP 20. Temperature range (Device): -5 °C to 45 °C.

Dimensions: (L x W x D): 33 mm x 53 mm x 95 mm.

Description	Mod. width	Order details		Price	Weight	Pack
		Type code	Order code	1 piece	1 piece	unit
				€	kg	pc.
	-	6155/30-500	2CKA006151A0254		0.185	1



6155/40-500

Build-In-Dimmer with constant curve for LED-strips RGBW, 4-fold, To be discontinued with integrated power supply

Build-in LED-Dimmer for LED strips with constant curve. To control RGB or RGBW-LEDs. With integrated power adapter. Grouping of channels possible. With Master/Slave-function and internal load management. Connections: KNX-line: Bus connection terminal. Rated voltage: 230 V~. Output voltage: 24 V~. Rated frequency: 600 Hz. Outputs: 4x dimming channel. Suitable for: DC. Rated current: 4 A. Rated power: 100 W. Protection class (Device): IP 20. Temperature range (Device): -5 °C to 45 °C. Dimensions: (L x W x D): 45 mm x 53 mm x 226 mm.

Description	Mod. width	Order details		Price	Weight	Pack
		Type code	Order code	1 piece	1 piece	unit
				€	kg	pc.
		-	6155/40-500	2CKA006151A0256	0.4	1



HS/S 4.2.1

Outside Light Sensor Interface, MDRC

The device is used for the connection and evaluation of up to 3 Outside Light Sensors LFO/A 1.1. The Outside Light Sensors can be analysed individually or combined. Amongst others 10 logical switching channels for the evaluation of threshold values are provided. Threshold values can be adjusted directly on the device. The device can be used as a twilight switch (1 ... 100 lx) or as a light value switch (100 ... 100.000 lx). One Outside Light Sensor LFO/A 1.1 is supplied with the device.

Description	Mod. width	Order details		Price	Weight	Pack
		Type code	Order code	1 piece	1 piece	unit
				€	kg	pc.
		3	HS/S 4.2.1	2CDG120044R0011	0.24	1



LFO/A 1.1

Outside Light Sensor for HS/S4.2.1, SM

Outside Light Sensor for the connection with the Interface HS/S 4.2.1. Temperature range (sensor): -40 °C to +70 °C.

Description	Mod. width	Order details		Price	Weight	Pack
		Type code	Order code	1 piece	1 piece	unit
				€	kg	pc.
		-	LFO/A 1.1	2CDG120045R0011	0.05	1

ABB i-bus® KNX

Movement and Presence Detection

	Mini Basic	Mini Premium	Basic	Premium	Sky	Corridor Basic	Corridor Premium
	6131/20-xxx-500	6131/21-xxx-500	6131/30-xxx-500	6131/31-xxx-500	6131/40-xxx-500	6131/50-xxx-500	6131/51-xxx-500
General							
Supply voltage	KNX	KNX	KNX	KNX	KNX	KNX	KNX
Type of installation	flush-mounted/ surface-mounted	flush-mounted/ surface-mounted	flush-mounted/ surface-mounted	flush-mounted/ surface-mounted	flush-mounted/ surface-mounted	flush-mounted/ surface-mounted	flush-mounted/ surface-mounted
Programming button accessible from outside	■	■	■	■	-	■	■
Detection range diameter (sitting / walking person)						Corridor: only walking person	Corridor: only walking person
Installation height 2.5 m	Max. 5.0 m/ 6.5 m	Max. 5.0 m/ 6.5 m	Max. 8.0 m/ 10.0 m	Max. 8.0 m/ 10.0 m	-	Frontal: max. 18 x 2,5 m; Lateral: max. 24 x 2,5 m	Frontal: max. 18 x 2,5 m; Lateral: max. 24 x 2,5 m
Installation height 3.0 m	Max. 6.5 m/ 8.0 m	Max. 6.5 m/ 8.0 m	Max. 10.0 m/ 12.0 m	Max. 10.0 m/ 12.0 m	-	Frontal: max. 20 x 3 m; Lateral: max. 30 x 3 m	Frontal: max. 20 x 3 m; Lateral: max. 30 x 3 m
Installation height 4.0 m	Max. 9.0 m/ 10.5 m	Max. 9.0 m/ 10.5 m	Max. 14.0 m/ 16.0 m	Max. 14.0 m/ 16.0 m	-	Frontal: max. 20 x 3 m; Lateral: max. 30 x 3 m	Frontal: max. 20 x 3 m; Lateral: max. 30 x 3 m
Installation height 6.0 m	-	-	-	-	Max. 18.0 m	-	-
Installation height 12.0 m	-	-	-	-	Max. 24.0 m	-	-
Number of channels							
Movement detector	2	4 in total	2	4 in total	2	2	4 in total
Constant light switch	2	4 in total	2	4 in total	2	2	4 in total
Combination	1 x each	4 in total	1 x each	4 in total	1 x each	1 x each	4 in total
Constant light controller	-	2	-	2	-	-	2
Heating/cooling/ventilation systems (HVAC)	-	1	-	1	-	-	1
Infrared receiver, can be operated via IR remote control 6010-25	-	10 button pairs + 4 single buttons/ 24 single buttons	-	10 button pairs + 4 single buttons/ 24 single buttons	(only red for activation of the programming mode)	-	10 button pairs + 4 single buttons/ 24 single buttons
Two power-off stages							
Movement detector	■	■	■	■	■	■	■
Constant light control	-	■	-	■	-	-	■

■ = Function is supported

- = Function is not supported

	Mini Basic	Mini Premium	Basic	Premium	Sky	Corridor Basic	Corridor Premium
	6131/20-xxx-500	6131/21-xxx-500	6131/30-xxx-500	6131/31-xxx-500	6131/40-xxx-500	6131/50-xxx-500	6131/51-xxx-500
Application							
Surveillance detector	■	■	■	■	■	■	■
Movement detector	■	■	■	■	■	■	■
Presence detector	■	■	■	■	-	■	■
Constant light switch	■	■	■	■	■	■	■
Controller independent of movement	-	■	-	■	-	-	■
Various							
Integrated object room temperature controller with temperature sensor	-	1	-	1	-	-	1
Brightness measurement	■	■	■	■	■	■	■
Calibration of brightness sensor via ETS group objects	■	■	■	■	■	■	■
Programming mode can be activated via IR remote control 6010-25	-	■	-	■	■	-	■
Programming LED can be activated via ETS group objects	■	■	■	■	■	■	■
Number of logic functions (4 different ones)	-	5	-	5	-	-	5

- ■ = Function is supported
 - = Function is not supported

ABB i-bus® KNX

Movement and Presence Detection



6131/20-24-500

Busch-Presence Detector, Mini, Basic, 8 Meter, SM

Presence detector with 4 individual PIR sensors (single switch-off) and 2 independent channels. Detection range (for mounting height 2.5 m, 3 m and 4 m): 360° (circular). Seated persons Ø: 5 m, 6,5 m and 9 m. Walking persons Ø: 6,5 m, 8 m and 10,5 m. Sensitivity of the watchdog adjustable via ETS-parameter.

Operating modes: Automatic, Automatic switch-off/switch-on (depending on detector application). For switching on/off light bands depending on the room brightness.

Regulation in response to the movement possible.

Using the device as presence and/or movement detector.

2 channels for detector application with integrated monitoring function

or up to 2 channels for constant light switch application (max. 2 outputs for brightness dependent switching of two light bands in the area).

Integrated brightness sensor.

Weighting of up to 2 external brightness values and the internal brightness sensor possible.

Brightness range: 1 - 1000 Lux.

Brightness adjustment via KNX communication objects.

Two-stage switch-off with delay time and reduced brightness.

The KNX programming button is accessible without demounting the detector.

The KNX programming LED can be activated for the walk-test function via KNX.

With integrated KNX bus coupler and power supply via KNX bus.

Scene control via KNX.

Easy Master-Slave operation of several presence detectors possible.

Firmware update via ETS and KNX Firmware Update App.

Mounting height: 2 m - 4 m.

Suitable for false ceilings with a board thickness from 9 to 25 mm in combination with a spring clip.

Hole size: Ø 68 mm.

Suitable for surface mounting installations in combination with the surface-mounted box 6131/29-xxx(-500).

Cannot be installed in British Standard or VDE flush-mounted box.

Recommendation: Installation housing from Kaiser HaloX-O (Art.no. 1290-40) with corresponding cover plates (1290-47 or 1290-85 for fair faced concrete) or IBTronic H120-68 from Spelsberg.

Dimensions: (L x W x D): 80 mm x 80 mm x 45 mm.

Visible height: 16 mm.

Mounting depth: 29 mm.

Temperature range (device): -5 °C – 45 °C.

Storage temperature range: -25 °C – 55 °C.

Transport temperature range: -25 °C – 70 °C.

Protection class (device): IP 20.

Description	Mod. width	Order details		Price 1 piece	Weight 1 piece	Pack unit
		Type code	Order code			
studio white matt	-	6131/20-24-500	2CKA006132A0342	€	kg	pc.
aluminium silver	-	6131/20-183-500	2CKA006132A0343	0.13	0.13	1



6131/21-24-500

Busch-Presence Detector, Mini, Premium, 8 Meter, SM

Presence detector with 4 individual PIR sensors (single switch-off) and 4 independent channels. Detection range (for mounting height 2.5 m, 3 m and 4 m): 360° (circular).

Seated persons Ø: 5 m, 6,5 m and 9 m. Walking persons Ø: 6,5 m, 8 m and 10,5 m.

Sensitivity of the watchdog adjustable via ETS-parameter.

Operating modes: Automatic, Automatic switch-off/switch-on (depending on detector application). For dimming/control the brightness to a defined value in the detection area.

4 channels for detector application with integrated monitoring function

or up to 4 channels for constant light switch application (max. 2 outputs for brightness dependent switching of two light bands in the area)

or up to 2 channels for constant light control (max. 2 outputs for dimming daylight control/control of two rooflights in the room)

or up to 1 channel for HVAC functions for controlling heating and/or cooling systems and ventilation systems in the detection area. Integrated brightness sensor.

Weighting of up to 2 external brightness values and the internal brightness sensor possible.

Brightness range: 1 - 1000 Lux. Brightness adjustment via KNX communication objects.

Two-stage switch-off with delay time and reduced brightness.

Incl. 5 logic functions (logic gates, gates, delay and staircase lighting).

Integrated object room temperature controller with temperature sensor.

The KNX programming button is accessible without demounting the detector.

The KNX programming LED can be activated for the walk-test function via KNX.

With integrated KNX bus coupler and power supply via KNX bus. Scene control via KNX.

Easy Master-Slave operation of several presence detectors possible.

Firmware update via ETS and KNX Firmware Update App.

Integrated IR receiver for activation of the KNX programming mode via the IR remote control 6010-25(-500) and 10 freely programmable IR channels (blue and/or white function buttons).

Alternatively via a teachable IR remote control with RC5 code.

Mounting height: 2 m - 4 m.

Suitable for false ceilings with a board thickness from 9 to 25 mm in combination with a spring clip.

Hole size: Ø 68 mm.

Suitable for surface mounting installations in combination with the surface-mounted box 6131/29-xxx(-500).

Cannot be installed in British Standard or VDE flush-mounted box.

Recommendation: Installation housing from Kaiser HaloX-O (Art.no. 1290-40) with

corresponding cover plates (1290-47 or 1290-85 for fair faced concrete) or IBTronic H120-68 from Spelsberg.

Dimensions: (L x W x D): 80 mm x 80 mm x 45 mm.

Visible height: 16 mm.

Mounting depth: 29 mm.

Temperature range (device): -5 °C – 45 °C.

Storage temperature range: -25 °C – 55 °C.

Transport temperature range: -25 °C – 70 °C.

Protection class (device): IP 20.

Description	Mod. width	Order details		Price	Weight	Pack
		Type code	Order code	1 piece	1 piece	unit
				€	kg	pc.
studio white matt	-	6131/21-24-500	2CKA006132A0344		0.13	1
aluminium silver	-	6131/21-183-500	2CKA006132A0345		0.13	1

ABB i-bus® KNX

Movement and Presence Detection



6131/30-24-500

Busch-Presence Detector, Basic, 12 Meter, SM

Presence detector with 4 individual PIR sensors (single switch-off) and 2 independent channels. Detection range (for mounting height 2.5 m, 3 m and 4 m): 360° (circular).

Seated persons Ø: 8 m, 10 m and 14 m. Walking persons Ø: 10 m, 12 m and 16 m.

Sensitivity of the watchdog adjustable via ETS-parameter.

Operating modes: Automatic, Automatic switch-off/switch-on (depending on detector application). For switching on/off light bands depending on the room brightness.

Regulation in response to the movement possible.

Using the device as presence and/or movement detector.

2 channels for detector application with integrated monitoring function

or up to 2 channels for constant light switch application (max. 2 outputs for brightness dependent switching of two light bands in the area).

Integrated brightness sensor.

Weighting of up to 2 external brightness values and the internal brightness sensor possible.

Brightness range: 1 - 1000 Lux.

Brightness adjustment via KNX communication objects.

Two-stage switch-off with delay time and reduced brightness.

The KNX programming button is accessible without demounting the detector.

The KNX programming LED can be activated for the walk-test function via KNX.

With integrated KNX bus coupler and power supply via KNX bus.

Scene control via KNX.

Easy Master-Slave operation of several presence detectors possible.

Firmware update via ETS and KNX Firmware Update App.

Mounting height: 2 m - 4 m.

Suitable for false ceilings with a board thickness from 9 to 25 mm in combination with a spring clip.

Hole size: Ø 68 mm.

Suitable for surface mounting installations in combination with the surface-mounted box

6131/29-xxx(-500) or intermediate ring for VDE flush-mounted box 6131/38-xxx(-500).

Cannot be installed in British Standard or VDE flush-mounted box.

Recommendation: Installation housing from Kaiser HaloX-O (Art.no. 1290-40) with

corresponding cover plates (1290-47 or 1290-85 for fair faced concrete) or IBTronic H120-68 from Spelsberg.

Dimensions: (L x W x D): 91 mm x 91 mm x 45 mm.

Visible height: 23 mm.

Mounting depth: 22 mm.

Temperature range (device): -5 °C – 45 °C.

Storage temperature range: -25 °C – 55 °C.

Transport temperature range: -25 °C – 70 °C.

Protection class (device): IP 20.

Description	Mod. width	Order details		Price 1 piece	Weight 1 piece	Pack unit
		Type code	Order code			
studio white matt	-	6131/30-24-500	2CKA006132A0346	€	kg	pc.
aluminium silver	-	6131/30-183-500	2CKA006132A0347	0.15	0.15	1



6131/31-24-500

Busch-Presence Detector, Premium, 12 Meter, SM

Presence detector with 4 individual PIR sensors (single switch-off) and 4 independent channels. Detection range (for mounting height 2.5 m, 3 m and 4 m): 360° (circular).

Seated persons Ø: 8 m, 10 m and 14 m. Walking persons Ø: 10 m, 12 m and 16 m.

Sensitivity of the watchdog adjustable via ETS-parameter.

Operating modes: Automatic, Automatic switch-off/switch-on (depending on detector application). For dimming/control the brightness to a defined value in the detection area.

4 channels for detector application with integrated monitoring function

or up to 4 channels for constant light switch application (max. 2 outputs for brightness dependent switching of two light bands in the area)

or up to 2 channels for constant light control (max. 2 outputs for dimming daylight control/control of two rooflights in the room)

or up to 1 channel for HVAC functions for controlling heating and/or cooling systems and ventilation systems in the detection area.

Integrated brightness sensor.

Weighting of up to 2 external brightness values and the internal brightness sensor possible.

Brightness range: 1 - 1000 Lux.

Brightness adjustment via KNX communication objects.

Two-stage switch-off with delay time and reduced brightness.

Incl. 5 logic functions (logic gates, gates, delay and staircase lighting).

Integrated object room temperature controller with temperature sensor.

The KNX programming button is accessible without demounting the detector.

The KNX programming LED can be activated for the walk-test function via KNX.

With integrated KNX bus coupler and power supply via KNX bus.

Scene control via KNX.

Easy Master-Slave operation of several presence detectors possible.

Firmware update via ETS and KNX Firmware Update App.

Integrated IR receiver for activation of the KNX programming mode via the IR remote control

6010-25(-500) and 10 freely programmable IR channels (blue and/or white function buttons).

Alternatively via a teachable IR remote control with RC5 code.

Mounting height: 2 m - 4 m.

Suitable for false ceilings with a board thickness from 9 to 25 mm in combination with a spring clip.

Hole size: Ø 68 mm.

Suitable for surface mounting installations in combination with the surface-mounted box 6131/29-xxx(-500).

Cannot be installed in British Standard or VDE flush-mounted box.

Recommendation: Installation housing from Kaiser HaloX-O (Art.no. 1290-40) with corresponding cover plates (1290-47 or 1290-85 for fair faced concrete) or IBTronic H120-68 from Spelsberg.

Dimensions: (L x W x D): 91 mm x 91 mm x 45 mm.

Visible height: 23 mm.

Mounting depth: 22 mm.

Temperature range (device): -5 °C – 45 °C.

Storage temperature range: -25 °C – 55 °C.

Transport temperature range: -25 °C – 70 °C.

Protection class (device): IP 20.

Description	Mod. width	Order details		Price	Weight	Pack unit
		Type code	Order code	1 piece	1 piece	
				€	kg	pc.
studio white matt	-	6131/31-24-500	2CKA006132A0348		0.15	1
aluminium silver	-	6131/31-183-500	2CKA006132A0349		0.15	1

ABB i-bus® KNX

Movement and Presence Detection



6131/40-24-500

Presence Detector, Sky, white, SM

Movement detector with 4 individual PIR sensors (single switch-off) and 2 independent channels. Detection range (for mounting height 6 m and 12 m): 360° (circular).

Walking persons Ø: 18 m, 24 m.

Sensitivity of the watchdog adjustable via ETS-parameter.

Operating modes: Automatic, Automatic switch-off/switch-on (depending on detector application).

For switching on/off light bands depending on the room brightness.

Regulation in response to the movement possible.

Using the device as presence and/or movement detector.

2 channels for detector application with integrated monitoring function

or up to 2 channels for constant light switch application (max. 2 outputs for brightness dependent switching of two light bands in the area).

Integrated brightness sensor.

Weighting of up to 2 external brightness values and the internal brightness sensor possible.

Brightness range: 1 - 1000 Lux.

Brightness adjustment via KNX communication objects.

Two-stage switch-off with delay time and reduced brightness.

The KNX programming button is accessible without demounting the detector.

The KNX programming LED can be activated for the walk-test function via KNX.

With integrated KNX bus coupler and power supply via KNX bus.

Scene control via KNX.

Easy Master-Slave operation of several presence detectors possible.

Firmware update via ETS and KNX Firmware Update App.

Integrated IR receiver for activation of the KNX programming mode via the IR remote control 6010-25(-500). Alternatively via a teachable IR remote control with RC5 code.

Mounting height: 4 to 12 m.

Suitable for false ceilings with a board thickness from 9 to 25 mm in combination with a spring clip.

Hole size: Ø 68 mm.

Suitable for surface mounting installations in combination with the surface-mounted box 6131/29-xxx(-500) or intermediate ring for VDE flush-mounted box 6131/38-xxx(-500).

Cannot be installed in British Standard or VDE flush-mounted box.

Recommendation: Installation housing from Kaiser HaloX-O (Art.no. 1290-40) with corresponding cover plates (1290-47 or 1290-85 for fair faced concrete) or IBTronic H120-68 from Spelsberg.

Dimensions: (L x W x D): 91 mm x 91 mm x 45 mm.

Visible height: 23 mm.

Mounting depth: 22 mm.

Temperature range (device): -5 °C – 45 °C.

Storage temperature range: -25 °C – 55 °C.

Transport temperature range: -25 °C – 70 °C.

Protection class (device): IP 20.

Description	Mod. width	Order details		Price 1 piece	Weight 1 piece	Pack unit
		Type code	Order code			
studio white matt	-	6131/40-24-500	2CKA006132A0350	€ kg	0.15	1



6131/50-24-500

Presence Detector, Corridor, Basic, FM

Presence detector with 2 sensor groups and 2 PIR sensors each (groups single switch-off) and max. 2 independent channels. Detection range: rectangular.

For mounting height 2.5 m: frontal approach max. 18 m x 2.5 m (per side max. 9 m x 2.5 m). Lateral movement max. 24 m x 2.5 m (per side max. 12 m x 2.5 m).

For mounting height 3 m as well as 4 m: frontal approach max. 20 m x 3 m (per side max. 10 m x 3 m). Lateral movement max. 30 m x 3 m (per side max. 15 m x 3 m).

Sensitivity of the watchdog adjustable via ETS-parameter.

Operating modes: Automatic, Automatic switch-off/switch-on (depending on detector application).

For switching on/off light bands depending on the room brightness.

Regulation in response to the movement possible.

Using the device as presence and/or movement detector.

2 channels for detector application with integrated monitoring function

or up to 2 channels for constant light switch application (max. 2 outputs for brightness dependent switching of two light bands in the area).

Integrated brightness sensor.

Weighting of up to 2 external brightness values and the internal brightness sensor possible.

Brightness range: 1 - 1000 Lux.

Brightness adjustment via KNX communication objects.

Two-stage switch-off with delay time and reduced brightness.

The KNX programming button is accessible without demounting the detector.

The KNX programming LED can be activated for the walk-test function via KNX.

With integrated KNX bus coupler and power supply via KNX bus.

Scene control via KNX.

Easy Master-Slave operation of several presence detectors possible.

Firmware update via ETS and KNX Firmware Update App.

Mounting height: 2 m - 4 m.

Suitable for false ceilings with a board thickness from 9 to 25 mm in combination with a spring clip.

Hole size: Ø 68 mm.

Suitable for surface mounting installations in combination with the surface-mounted box 6131/29-xxx(-500) or intermediate ring for VDE flush-mounted box 6131/38-xxx(-500).

Cannot be installed in British Standard or VDE flush-mounted box.

Recommendation: Installation housing from Kaiser HaloX-O (Art.no. 1290-40) with

corresponding cover plates (1290-47 or 1290-85 for fair faced concrete) or IBTronic H120-68 from Spelsberg.

Dimensions: (L x W x D): 91 mm x 91 mm x 49 mm.

Visible height: 27 mm.

Mounting depth: 22 mm.

Temperature range (device): -5 °C – 45 °C.

Storage temperature range: -25 °C – 55 °C.

Transport temperature range: -25 °C – 70 °C.

Protection class (device): IP 20.

Description	Mod. width	Order details		Price 1 piece	Weight 1 piece	Pack unit
		Type code	Order code			
studio white matt	-	6131/50-24-500	2CKA006132A0399	€	kg	pc.
aluminium silver	-	6131/50-183-500	2CKA006132A0400	0.16	0.16	1

ABB i-bus® KNX

Movement and Presence Detection



6131/51-24-500

Presence Detector, Corridor, Premium, FM

Presence detector with 2 sensor groups and 2 PIR sensors each (groups single switch-off) and max. 4 independent channels. Detection range: rectangular.

For mounting height 2.5 m: frontal approach max. 18 m x 2.5 m (per side max. 9 m x 2.5 m). Lateral movement max. 24 m x 2.5 m (per side max. 12 m x 2.5 m).

For mounting height 3 m as well as 4 m: frontal approach max. 20 m x 3 m (per side max. 10 m x 3 m). Lateral movement max. 30 m x 3 m (per side max. 15 m x 3 m).

Sensitivity of the watchdog adjustable via ETS-parameter.

Operating modes: Automatic, Automatic switch-off/switch-on (depending on detector application).

For dimming/control the brightness to a defined value in the detection area.

4 channels for detector application with integrated monitoring function

or up to 4 channels for constant light switch application (max. 2 outputs for brightness dependent switching of two light bands in the area)

or up to 2 channels for constant light control (max. 2 outputs for dimming daylight control/control of two rooflights in the room)

or up to 1 channel for HVAC functions for controlling heating and/or cooling systems and ventilation systems in the detection area. Integrated brightness sensor.

Weighting of up to 2 external brightness values and the internal brightness sensor possible.

Brightness range: 1 - 1000 Lux. Brightness adjustment via KNX communication objects.

Two-stage switch-off with delay time and reduced brightness.

Incl. 5 logic functions (logic gates, gates, delay and staircase lighting).

Integrated object room temperature controller with temperature sensor.

The KNX programming button is accessible without demounting the detector.

The KNX programming LED can be activated for the walk-test function via KNX.

With integrated KNX bus coupler and power supply via KNX bus.

Scene control via KNX. Easy Master-Slave operation of several presence detectors possible.

Firmware update via ETS and KNX Firmware Update App.

Integrated IR receiver for activation of the KNX programming mode via the IR remote control 6010-25(-500) and 10 freely programmable IR channels (blue and/or white function buttons).

Alternatively via a teachable IR remote control with RC5 code.

Mounting height: 2 m - 4 m.

Suitable for false ceilings with a board thickness from 9 to 25 mm in combination with a spring clip. Hole size: Ø 68 mm.

Suitable for surface mounting installations in combination with the surface-mounted box 6131/29-xxx(-500).

Cannot be installed in British Standard or VDE flush-mounted box.

Recommendation: Installation housing from Kaiser HaloX-O (Art.no. 1290-40) with corresponding cover plates (1290-47 or 1290-85 for fair faced concrete) or IBTronic H120-68 from Spelsberg.

Dimensions: (L x W x D): 91 mm x 91 mm x 49 mm.

Visible height: 27 mm.

Mounting depth: 22 mm.

Temperature range (device): -5 °C – 45 °C.

Storage temperature range: -25 °C – 55 °C.

Transport temperature range: -25 °C – 70 °C.

Protection class (device): IP 20.

Description	Mod. width	Order details		Price 1 piece	Weight 1 piece	Pack unit
		Type code	Order code			
studio white matt	-	6131/51-24-500	2CKA006132A0413	€	0.16 kg	1 pc.
aluminium silver	-	6131/51-183-500	2CKA006132A0414	€	0.16 kg	1 pc.



6131/29-24-500

Housing Presence Detector, Mini, Basic, SM

For installing a Busch-Presence detector mini KNX 6131/20-xxx(-500) or a Busch-Presence detector mini premium KNX 6131/21-xxx(-500).

Protection class (Device): IP 20. Dimensions: (L x W x D): 80 mm x 80 mm x 35 mm.

Description	Mod. width	Order details		Price	Weight	Pack
		Type code	Order code	1 piece	1 piece	unit
				€	kg	pc.
studio white matt	-	6131/29-24-500	2CKA006132A0351		0.08	1
aluminium silver	-	6131/29-183-500	2CKA006132A0352		0.08	1



6131/39-24-500

Housing Presence Detector, Mini, Premium, SM

For mounting a Busch-Presence detector KNX 6131/30-xxx(-500), a Busch-Presence detector premium KNX 6131/31-xxx(-500), a Busch-Presence detector Corridor KNX 6131/50-xxx(-500), a Busch-Presence detector Corridor premium KNX 6131/51-xxx(-500) or a Busch-Watchdog Sky KNX 6131/40-24(-500).

Protection class (Device): IP 20. Dimensions: (L x W x D): 91 mm x 91 mm x 33 mm.

Description	Mod. width	Order details		Price	Weight	Pack
		Type code	Order code	1 piece	1 piece	unit
				€	kg	pc.
studio white matt	-	6131/39-24-500	2CKA006132A0353		0.10	1
aluminium silver	-	6131/39-183-500	2CKA006132A0354		0.10	1



6131/38-24

Intermediate ring for Busch-Presence detector Basic, Premium, Sky and Corridor

For mounting a Busch-Presence detector KNX 6131/30-xxx(-500), a Busch-Presence detector premium KNX 6131/31-xxx(-500), a Busch-Presence detector Corridor KNX 6131/50-xxx(-500), a Busch-Presence detector Corridor premium KNX 6131/51-xxx(-500) or a Busch-Watchdog Sky KNX 6131/40-24(-500).

Protection class (Device): IP 20. Dimensions: (L x W x D): 91 mm x 91 mm x 22 mm.

Description	Mod. width	Order details		Price	Weight	Pack
		Type code	Order code	1 piece	1 piece	unit
				€	kg	pc.
studio white matt	-	6131/38-24-500	2CKA006132A0403		0.08	1
aluminium silver	-	6131/38-183-500	2CKA006132A0404		0.08	1

ABB i-bus® KNX

Movement and Presence Detection



6179/01-204-500

Watchdog Sensor, Basic, SM

To be discontinued

Sensor angle: 220° Range: approx. 16 m. With 2 movement channels. With 1 twilight channel with 3 switching thresholds. No remote control possible via IR remote control KNX. With integrated KNX bus coupler. No additional power supply necessary. Surveillance density: 92 sectors with 368 switching segments. Twilight sensor: approx. 1 – 1000 lux. Switch-off delay: approx. 10 sec to 1092 min.

Description	Mod. width	Order details		Price	Weight	Pack
		Type code	Order code	1 piece	1 piece	unit
				€	kg	pc.
alpine white	–	6179/01-204-500	2CKA006132A0313		0.56	1
silver metallic	–	6179/01-208-500	2CKA006132A0314		0.56	1



6179/02-204-500

Watchdog Sensor, Premium, SM

To be discontinued

Sensor angle: 220° Range: approx. 16 m. With 4 movement channels. With 1 twilight /brightness channel with 3 switching thresholds. With 1 temperature channel with three switching thresholds. With 7-channel IR remote control. Remote control possible via IR remote control KNX 6179 (included in scope of delivery). With integrated KNX bus coupler. No additional power supply necessary. Surveillance density: 92 sectors with 368 switching segments. Twilight sensor: approx. 1 – 1000 lux; Brightness sensor: approx. 1 – 80 klux; Temperature sensor: approx. –25 to +55 °C; Switch-off delay: approx. 10 sec to 1092 min.

Description	Mod. width	Order details		Price	Weight	Pack
		Type code	Order code	1 piece	1 piece	unit
				€	kg	pc.
alpine white	–	6179/02-204-500	2CKA006132A0317		0.56	1
silver metallic	–	6179/02-208-500	2CKA006132A0318		0.56	1



6179-500

Infrared Hand Transmitter for Watchdog Sensor

To be discontinued

For Busch-Watchdog 220 MasterLINE KNX premium. The functions can be freely assigned. With coded transmission signal. Power supply: lithium button cell battery. Type CR202 (included in delivery). Battery life: typically 2 years. Rated voltage: 3 V, Protection class (Device): IP 40, Temperature range (Device): 0 °C – 45 °C, Dimensions: (L x W x D): 86 mm x 40 mm x 7 mm.

Description	Mod. width	Order details		Price	Weight	Pack
		Type code	Order code	1 piece	1 piece	unit
				€	kg	pc.
grey / anthracite	–	6179-500	2CKA006132A0320		0.58	1



6868-201-500

Ceiling/corner adapter**To be discontinued**

For Busch-Watchdog 220 MasterLINE, Busch-Watchdog 220 MasterLINE select, Busch-Watchdog 220 MasterLINE premium, Busch-Watchdog 280 MasterLINE, Busch-Watchdog 220 MasterLINE KNX, Busch-Watchdog 220 MasterLINE KNX premium. For detection on two sides of the house, in combination with Busch-Watchdog 280. For ceiling mounting of the Busch-Watchdog.

To increase the inclination of the Busch-Watchdog 220/280. It is mounted at the corner of the house, on the wall or under the ceiling. For flush or surface wiring.

Dimensions: (L x W x D): 102 mm x 125 mm x 55 mm. Mounting height: 2.5 m.

Description	Mod. width	Order details		Price	Weight	Pack
		Type code	Order code	1 piece	1 piece	unit
				€	kg	pc.
brown	-	6868-201-500	2CKA006800A2565		0.16	1
white		6868-204-500	2CKA006800A2562		0.16	1
silver metallic		6868-208-500	2CKA006800A2563		0.16	1
anthracite		6868-35-500	2CKA006800A2564		0.16	1

Efficient climate control in one system

ClimaECO the new product range for HVAC automation

Heating, ventilation, and air-conditioning automation – ClimaECO brings HVAC applications together in one holistic solution portfolio based on the standardized KNX system.

HVAC control in one single system

ClimaECO is the holistic heating, ventilation, and air-conditioning (HVAC) automation solution for commercial buildings based on the proven ABB i-bus® KNX system. A solution that seamlessly integrates room automation, central HVAC functions, and management and automation into one system – a significant step towards increasing energy efficiency and reducing operational costs. ClimaECO – making your building more economical, sustainable, and comfortable.

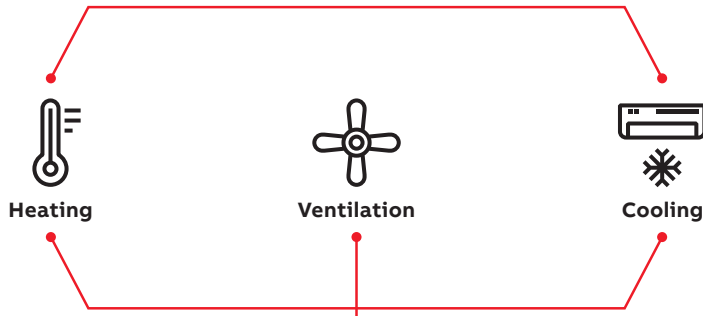


When it comes to HVAC you often have to deal with several systems. ABB ClimaECO offers one solution for everything.

HVAC automation from the room level to the management level

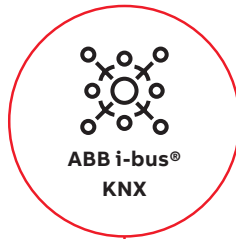
HVAC – multiple functions

Heating, ventilation, and air-conditioning technology is made up of various systems that are now integrated into one system.



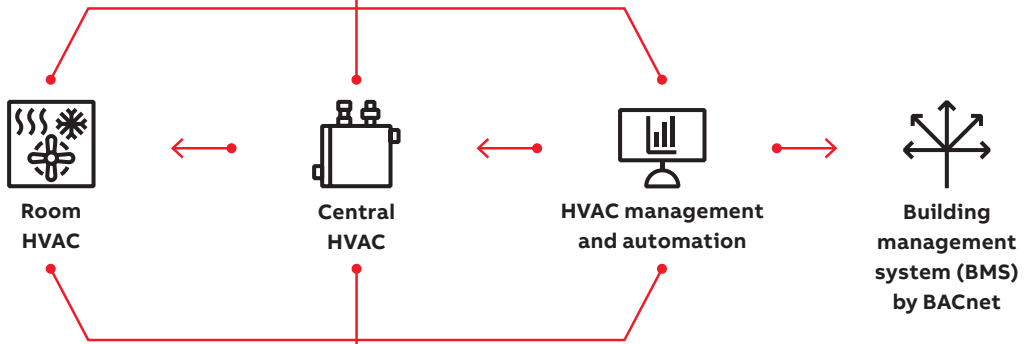
KNX – a standardized system

With the proven ABB i-bus® KNX system it is possible to automate all HVAC applications and combine them into a single solution.



HVAC – levels

ClimaECO combines the three different levels of HVAC automation, ranging from management level to central HVAC systems (generation and distribution) to room automation (energy consumption).



ClimaECO – a holistic solution

ClimaECO bundles all functions and solutions for HVAC automation into a single integrated system. This saves you time and effort with planning, integration, and maintenance, while significantly increasing energy efficiency in buildings.

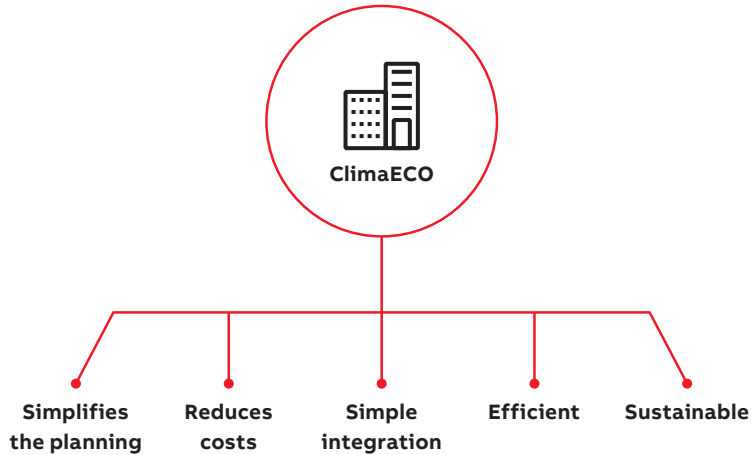


ABB i-bus® KNX

Heating, Ventilation and Air Conditioning – Influencing Variables on Room Climate

Influencing Variables on Room Temperature

Internal and external factors have an effect on the thermal conditions in a room or a building. As an external factor the solar radiation is important for the indoor temperature – particularly with regard to modern architecture with glass fronts. Besides this, the room temperature is strongly affected by the exchange of thermal energy through windows and walls as well as the loss of thermal energy through open doors and windows.

Depending on the intensity, all these interactions influence also the energy efficiency of a building and have therefore to be optimised.

Internal thermal inputs from lighting, devices or persons have also an influence on the room climate. By planning a heating, ventilation or air conditioning system all these internal and external factors have to be considered.

Influencing Variables on Air Quality

The indoor climate in living and working areas has a scientifically proven impact on health, job performance and well-being of people. A suitable indicator for determination of the room air quality is the CO₂ concentration. In addition the values for room temperature and air humidity must be controlled to meet the requirements for a comfortable room climate.

Studies have shown, that high CO₂ concentration in the air influences the well-being as well as the performance and learning ability of people. Besides the normal CO₂ concentration in the air, human respiration is an important factor increasing the CO₂ concentration in a room. Therefore it is important to measure the CO₂ concentration in rooms where many persons are present (schools, conference rooms, open-plan offices). Monitoring of thresholds enables fans to be switched via ABB i-bus® KNX allowing automatic control of the CO₂ concentration and sufficient supply of fresh air.

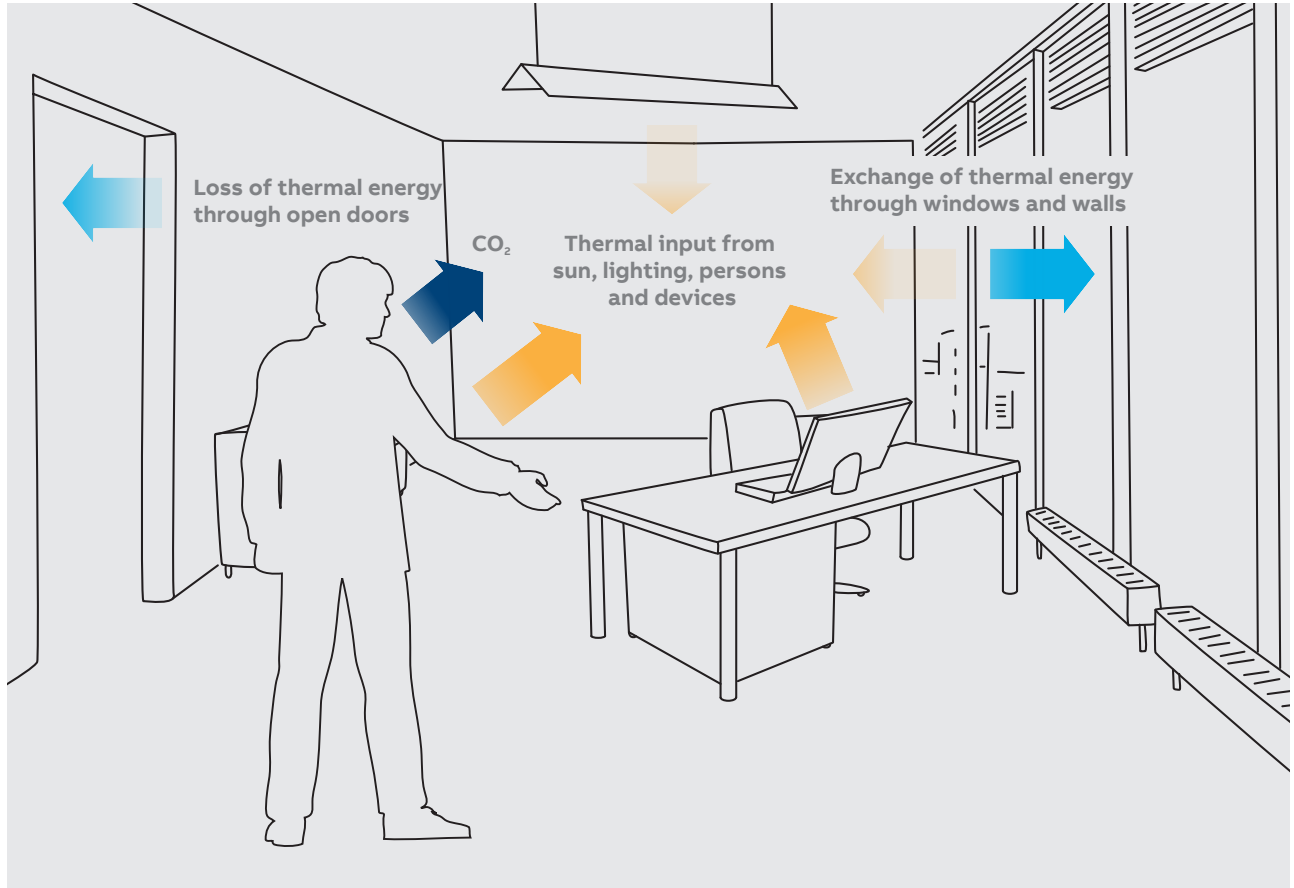


ABB i-bus® KNX

Heating, Ventilation and Air Conditioning –
ABB Tenton®



Living and working with a feeling of well-being.

And here the air in the room is one of the most important factors. Because the body takes an ideal temperature for granted and therefore easily reacts to changes. Heated or air-conditioned rooms can be optimally adjusted – to a consistently pleasant ambience.

The KNX ABB Tenton® for stand-alone applications.

The ABB Tenton® with display is a room temperature controller for ventilator convectors or conventional systems for heating and cooling. This option offers complete air-conditioning for rooms. The temperature can be adjusted precisely for personal comfort. The fan speeds can be selected by push buttons. Even very large rooms can be heated or cooled to a comfortable temperature quickly – with additional air-conditioning units. The KNX ABB Tenton® can be operated individually. The bus coupler is integrated into the control element.

Function

- Temperature sensor
- RTC setting
- Illuminated display
- Fan Coil operation for heating and cooling

Features

- Very easy to operate with large, clear display
- Complete air conditioning
- Fan speeds can be manually selected
- Integrated bus coupler
- Surface-mounted, independent switching program
- Available in four modern colours

ABB i-bus® KNX

Heating, Ventilation and Air Conditioning –
ClimaECO Portfolio Overview

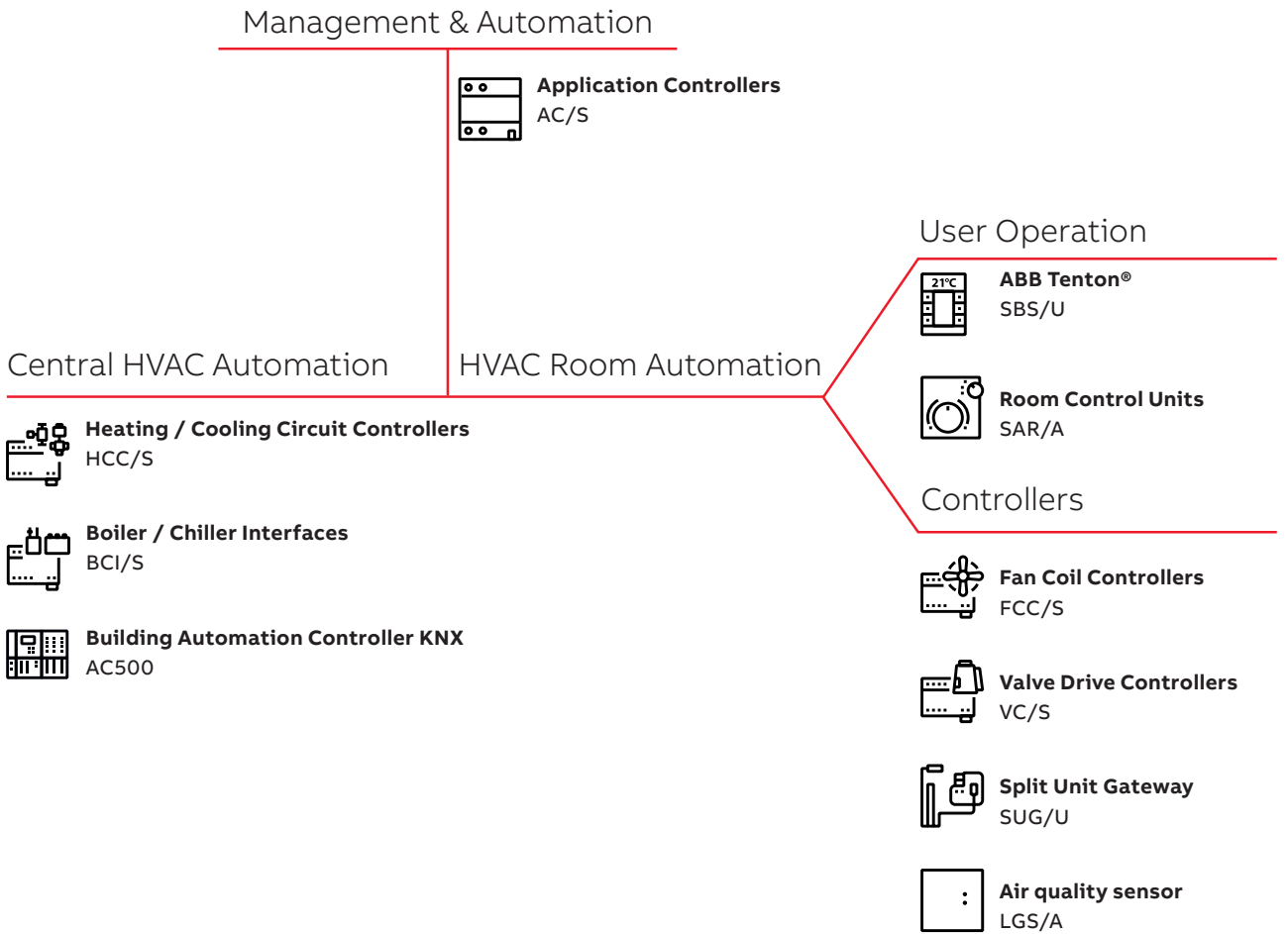


ABB i-bus® KNX

Heating, Ventilation and Air Conditioning

	Electronic Switch Actuator ES/S x.1.2.1 (x = 4/8)	Electronic Relay ER/U 1.1 (with US/U x.2) (x = 2/4)	Valve Drive Actuator VAA/S x.230.2.1 (x = 6/12)	Valve Drive Controller VC/S 4.1.1	Valve Drive Controller VC/S 4.2.1
General					
Supply voltage	KNX	24...250 V AC/DC	KNX	KNX	KNX
Type of installation	DIN-Rail	Flush-mounted	DIN-Rail	DIN-Rail	DIN-Rail
Module width (18 mm)	4/8	–	4/8	8	8
Current consumption, bus	< 12 mA	< 12 mA	< 12 mA	< 12 mA	< 12 mA
Rated current (per channel)	1 A (resistive load)	0.5 A (resistive load)	160 mA (resistive load)	250 mA	250 mA
Inrush current (per channel)	8 A (1 s, Tu = 20 °C)	1.2 A (1 min.)	300 mA (2 min., Tu = 60 °C)	300 mA (2 min., Tu = 60 °C)	300 mA (2 min., Tu = 60 °C)
Maximum number of thermoelectric valve drives (per channel)	10 (230 V) 3 (24 V)	2 (230 V) 2 (24 V)	3 (230 V) 1 (24 V)	3 (230 V) 1 (24 V)	3 (230 V) 1 (24 V)
Outputs					
Number	4/8	1	6/12	4	4
Type	thermoelectric or motor valve drives	thermoelectric valve drives	thermoelectric valve drives	thermoelectric valve drives	thermoelectric valve drives
Output voltage	24... 230 V AC/DC	24... 230 V AC/DC	24...230 V AC	24...230 V AC	24...230 V AC
Manual operation					
Manual operation	■	–	■	–	■
Fault acknowledgement	■	–	■	–	■
Function:					
Operating mode Valve drive, thermoelectric/motor valve drives					
Forced operation	■	■ (via US/U x.2)	■	■	■
Status	■	–	■	■	■
Adjustable control value after controller fault	■	■ (via US/U x.2)	■	■	■
Valve purge	■	■ (via US/U x.2)	■	■	■
Characteristic curve adaption	■	–	■	–	–
Blocking	■	–	■	–	–
Operating mode Switch actuator					
Time:					
Staircase lighting, delay, flashing	■	–	–	–	–
8-bit scene	■	–	–	–	–
Logical functions	■	–	–	–	–
Safety settings	■	–	–	–	–
Threshold values	■	–	–	–	–
Integrated room temperature controller (RTC)	–	–	–	■	■
Use in Master/Slave system with room operation units	–	–	–	■	■
Control and diagnosis via ABB i-bus® Tool	–	–	–	■	■

■ = Function is supported

– = Function is not supported

ABB i-bus® KNX

Heating, Ventilation and Air Conditioning



VC/S 4.1.1

Valve Drive Controller, 4-fold, MDRC

For the control of heating and cooling applications in the room, such as radiator, floor heating or cooling ceiling. The device has 4 channels each for the independent control of a heating or cooling application. Each channel has an electronic valve output for the control of a thermoelectric valve drive, as well as 3 inputs to detect and monitor the room status (use for window contact, dew point sensor, level sensor or temperature sensor). Also it is possible to connect one analog room control unit (SAR/A or SAF/A) to the inputs of each channel. Each channel has its own integrated room temperature controller for the control of the room temperature, which can be used directly to control the outputs of the device. The VC/S 4.2.1 features an easy to use manual operation.

Both devices support the ABB i-bus® Tool for advanced diagnosis and improved commissioning.

Description	Mod. width	Order details		Price	Weight	Pack unit
		Type code	Order code	1 piece	1 piece	
				€	kg	pc.
	8	VC/S 4.1.1	2CDG110216R0011		0.27	1
Manual Operation	8	VC/S 4.2.1	2CDG110217R0011		0.275	1



VAA/S 6.230.2.1

Valve Drive Actuator, 230 V, MDRC

For controlling thermoelectric valve drives (e.g. TSA/K) in heating/cooling systems at 24...230 V AC. The outputs are protected against short circuits and overload and can be switched on or off via manual push buttons during commissioning.

Description	Mod. width	Order details		Price	Weight	Pack unit
		Type code	Order code	1 piece	1 piece	
				€	kg	pc.
6-fold	4	VAA/S 6.230.2.1	2CDG110116R0011		0.17	1
12-fold	8	VAA/S 12.230.2.1	2CDG110117R0011		0.3	1



VAA/A 6.24.2

Floor heating Controller, 6-fold, SM

For the control of up to twelve thermoelectric 24 V DC or analog 0-10 V valve drives (two per channel). With integrated power supply for the valve drives. The device has an integrated relay output to switch the heating circuit pump in dependence of the control value of the valve outputs. The valve outputs can be controlled by the internal or an external room temperature controller. The device is suitable for the installation in the (floor) heating distribution system.

Description	Mod. width	Order details		Price	Weight	Pack unit
		Type code	Order code	1 piece	1 piece	
				€	kg	pc.
	-	VAA/A 6.24.2	2CDG120061R0011		0.5	1



ES/S 4.1.2.1

Electronic Switch Actuator, 4-fold, 1 A, MDRC

Controls thermoelectric valve drives (e.g. TSA/K) in heating and cooling systems. Each output (24...230 V AC/DC) is protected against short-circuit and overload. With manual operation and status display for each output.

Description	Mod. width	Order details		Price	Weight	Pack
		Type code	Order code	1 piece	1 piece	unit
				€	kg	pc.
4-fold	4	ES/S 4.1.2.1	2CDG110058R0011		0.25	1
8-fold	8	ES/S 8.1.2.1	2CDG110059R0011		0.38	1



ER/U 1.1

Electronic Relay, 1-fold, FM

The device is used in combination with the universal interface US/U x.2 and a room thermostat to control the temperature in individual rooms. The thermal valve drives of the radiator valves are operated both noise-free and with a low rate of wear.

Description	Mod. width	Order details		Price	Weight	Pack
		Type code	Order code	1 piece	1 piece	unit
				€	kg	pc.
		ER/U 1.1	GHQ6310044R0111		0.08	1
2-fold		US/U 2.2	GHQ6310074R0111		0.06	1
4-fold		US/U 4.2	GHQ6310070R0111		0.06	1



ST/K 1.1

Electromotor Valve Drive

The drive is a proportional valve drive for controlling heating valves and is mounted on thermostat valve bases. Valve Adapters VA10, VA78 for conventional valves are supplied.

The control is carried out via a continuous KNX room thermostat. The actual valve position is indicated by 5 LEDs. The valve drive has two binary inputs for a presence contact and/or window contact and for further signal indication. With integrated Bus Coupler.

Description	Mod. width	Order details		Price	Weight	Pack
		Type code	Order code	1 piece	1 piece	unit
				€	kg	pc.
		ST/K 1.1	2CDG120004R0011		0.32	1

ABB i-bus® KNX

Heating, Ventilation and Air Conditioning



TSA/K 230.2

Thermoelectric Valve Drives

For opening and closing valves in heating, ventilation and air-conditioning systems. Both variants (230 V and 24 V) feature a plug-in connection cable (1 m) and a splash-proof housing. The mounting on the valve is easily implemented using the Valve Adapter VA/Z xx.1.

Description	Mod. width	Order details		Price	Weight	Pack
		Type code	Order code	1 piece	1 piece	unit
				€	kg	pc.
230 V	–	TSA/K 230.2	2CDG120049R0011		0.16	1
24 V	–	TSA/K 24.2	2CDG120050R0011		0.16	1
Valve Adapter for valves from Dumser, Chronatherm, Vescal, KaMo	–	VA/Z 10.1	2CDG120009R0011		0.06	1
Valve Adapter for valves from Honeywell, Reich, Cazzaniga, Landis & Gyr, MNG	–	VA/Z 50.1	2CDG120010R0011		0.05	1
Valve Adapter for valves from Danfoss RA	–	VA/Z 78.1	2CDG120011R0011		0.03	1
Valve Adapter for valves from Heimeier, Herb, Onda, Schlösser (ab 93), Oventrop	–	VA/Z 80.1	2CDG120012R0011		0.06	1



SUG/U 1.1

Split Unit Gateway, FM

The Split Unit Gateway forms the interface between the KNX system and many manufacturers' air conditioners, so-called split units. The device converts the KNX telegrams into infrared commands and transmits them to the split unit. The transmitter of the supplied cable is bonded directly onto the split unit's receiver. The split unit then no longer receives the commands from a remote control. Instead, it can be operated via any KNX sensors or via a visual display system. The device is put into operation with the ETS, and a free ETS app is available to select the split unit model. Auxiliary voltage is not required.

Description	Mod. width	Order details		Price	Weight	Pack
		Type code	Order code	1 piece	1 piece	unit
				€	kg	pc.
	–	SUG/U 1.1	2CDG110207R0011		0.02	1

Fan Coil Controller

FCC/S 1.1.1.1 FCC/S 1.1.2.1 FCC/S 1.2.1.1 FCC/S 1.2.2.1 FCC/S 1.3.1.1

General					
Supply voltage	KNX	KNX	KNX	KNX	KNX
Type of installation	DIN-Rail	DIN-Rail	DIN-Rail	DIN-Rail	DIN-Rail
Module width (18 mm)	6	6	6	6	6
Current consumption, bus	< 12 mA	< 12 mA	< 12 mA	< 12 mA	< 12 mA
Manual operation	-	■	-	■	-
Software functionality					
Integrated room temperature controller (RTC)	■	■	■	■	■
Use in Master/Slave System with room operation units	■	■	■	■	■
Fan outputs					
Number of fans	1	1	1	1	1
Fan type:					
1/2/3 step	■	■	■	■	-
Rated current I _n	5 A	5 A	5 A	5 A	-
Rated voltage U _n (50/60 Hz)	250 V AC	250 V AC	250 V AC	250 V AC	-
Continues Fan (0 ... 10 V)	-	-	-	-	■
Valve outputs					
Electronic 0,5 A	2	2	-	-	-
Analog 0...10 V	-	-	2	2	2
Control individual	■	■	■	■	■
Supported valve types:					
- Thermoelectric valve drive (PWM)	2	2	-	-	-
- Motor-driven valve drive (3-point)	1	1	-	-	-
- Analog valve drive or	-	-	2	2	2
- 6-way valve drive	-	-	1	1	1
Switching contact					
Number of contacts	1	1	1	1	1
Rated current I _n	16 A	16 A	16 A	16 A	16 A
Rated voltage U _n (50/60 Hz)	250 V AC	250 V AC	250 V AC	250 V AC	250 V AC
Inputs					
Number of inputs	4	4	4	4	4
Supported sensors:					
- Temperature sensor	■	■	■	■	■
- Dew Point sensor	■	■	■	■	■
- Level sensor	■	■	■	■	■
- Binary signal input	■	■	■	■	■
- Analog room control unit (SAR/A or SAF/A)	1	1	1	1	1
Fan Coil Unit type					
2 pipe					
Heating	■	■	■	■	■
Cooling	■	■	■	■	■
Heating/Cooling	■	■	■	■	■
4 pipe					
Heating/Cooling	■	■	■	■	■
Commissioning and diagnostic function					
Control and diagnosis via ABB i-bus® Tool	■	■	■	■	■

■ = Function is supported

- = Function is not supported

ABB i-bus® KNX

Heating, Ventilation and Air Conditioning

	Fan Coil Controller			
	FCC/S 1.3.2.1	FCC/S 1.4.1.1	FCC/S 1.5.1.1	FCC/S 1.5.2.1
General				
Supply voltage	KNX	KNX	KNX	KNX
Type of installation	DIN-Rail	DIN-Rail	DIN-Rail	DIN-Rail
Module width (18 mm)	6	6	6	6
Current consumption, bus	< 12 mA	< 12 mA	< 12 mA	< 12 mA
Manual operation	■	-	-	■
Software functionality				
Integrated room temperature controller (RTC)	■	■	■	■
Use in Master/Slave System with room operation units	■	■	■	■
Fan outputs				
Number of fans	1	1	1	1
Fan type:				
1/2/3 step	-	■	-	-
Rated current I _n	-	5 A	-	-
Rated voltage U _n (50/60 Hz)	-	250 V AC	-	-
Continues Fan (0 ... 10 V)	■	-	■	■
Valve outputs				
Electronic 0,5 A	-	1	2	2
Analog 0...10 V	2	-	-	-
Control individual	■	■	■	■
Supported valve types:				
- Thermoelectric valve drive (PWM)	-	1	2	2
- Motor-driven valve drive (3-point)	-	-	1	1
- Analog valve drive or	2	-	-	-
- 6-way valve drive	1	-	-	-
Switching contact				
Number of contacts	1	-	1	1
Rated current I _n	16 A	-	16 A	16 A
Rated voltage U _n (50/60 Hz)	250 V AC	-	250 V AC	250 V AC
Inputs				
Number of inputs	4	4	4	4
Supported sensors:				
- Temperature sensor	■	■	■	■
- Dew Point sensor	■	■	■	■
- Level sensor	■	■	■	■
- Binary signal input	■	■	■	■
- Analog room control unit (SAR/A or SAF/A)	1	1	1	1
Fan Coil Unit type				
2 pipe				
Heating	■	■	■	■
Cooling	■	■	■	■
Heating/Cooling	■	■	■	■
4 pipe				
Heating/Cooling	■	-	■	■
Commissioning and diagnostic function				
Control and diagnosis via ABB i-bus® Tool	■	■	■	■

■ = Function is supported

- = Function is not supported

	Blower Actuators	
	FCL/S 1.6.1.1	FCL/S 2.6.1.1
General		
Supply voltage	KNX	KNX
Type of installation	DIN-Rail	DIN-Rail
Module width (18 mm)	4	6
Current consumption, bus	< 12 mA	< 12 mA
Manual operation	-	-
Fan outputs		
Number of fans	1	2*
Supported fan types:		
- 1/2/3 step or	■	■
- 3 individual contacts	-	-
Rated current I _n	6 A	6 A
Rated voltage U _n	250/440 V AC (50/60 Hz)	250/440 V AC (50/60 Hz)
Valve outputs		
Electronic 0.5 A	-	-
Analog 0...10 V	-	-
Control individual	-	-
Supported valve types:		
- Thermoelectric valve drive (PWM)	-	-
- Motor-driven valve drive (3-point)	-	-
- Analog valve drive	-	-
Valve type can be mixed	-	-
Switching contact		
Number of contacts	1	2 (5)*
Rated current I _n	6 A	6 A
Rated voltage U _n	250/440 V AC (50/60 Hz)	250/440 V AC (50/60 Hz)
Inputs		
Number of inputs	-	-
Supported sensors:		
- Switch sensor	-	-
- Value/forced operation	-	-
- Temperature sensor	-	-
Fan Coil Unit type		
2 pipe		
Heating	-	-
Cooling	-	-
Heating/Cooling	-	-
4 pipe		
Heating/Cooling	-	-
Various		
Parallel operation	-	-
Commissioning and diagnostic function		
Control and diagnosis via ABB i-bus® Tool	-	-

■ = Function is supported

- = Function is not supported

* = Second fan output can be used as 3 switch outputs

ABB i-bus® KNX

Heating, Ventilation and Air Conditioning



FCC/S 1.1.1.1

Fan Coil Controller, 2 x PWM, 3-stage, MDRC

For the control of fan coil units. Via two electronic outputs, two thermoelectric or one motor-driven valve drive can be controlled for heating and cooling. For the fan control the device features three relay outputs. A relay output switches an additional load of up to 16 A, such as auxiliary heating. Over 4 inputs the room status can be detected and monitored (Use for window contact, dew point sensor, level sensor or temperature sensor). Also it is possible to connect one analog room control unit (SAR/A or SAF/A) to the inputs of the device.

The device has an integrated room temperature controller for the control of the room temperature, which can be used directly to control the outputs of the device. The FCC/S 1.1.2.1 features an easy to use manual operation.

Both devices support the ABB i-bus® Tool for advanced diagnosis and improved commissioning.

Description	Mod. width	Order details		Price	Weight	Pack unit
		Type code	Order code	1 piece	1 piece	
				€	kg	pc.
	6	FCC/S 1.1.1.1	2CDG110210R0011		0.28	1
Manual Operation	6	FCC/S 1.1.2.1	2CDG110211R0011		0.285	1



FCC/S 1.2.2.1

Fan Coil Controller, 2 x 0-10 V, 3-stage, MDRC

For the control of fan coil units. Via two analog outputs, two analog valves or one 6-way valve drive can be controlled for heating and cooling. For the fan control the device features three relay outputs. A relay output switches an additional load of up to 16 A, such as auxiliary heating. Over 4 inputs the room status can be detected and monitored (Use for window contact, dew point sensor, level sensor or temperature sensor). Also it is possible to connect one analog room control unit (SAR/A or SAF/A) to the inputs of the device. The device has an integrated room temperature controller for the control of the room temperature, which can be used directly to control the outputs of the device. The FCC/S 1.2.2.1 features an easy to use manual operation.

Both devices support the ABB i-bus® Tool for advanced diagnosis and improved commissioning.

Description	Mod. width	Order details		Price	Weight	Pack unit
		Type code	Order code	1 piece	1 piece	
				€	kg	pc.
	6	FCC/S 1.2.1.1	2CDG110212R0011		0.23	1
Manual Operation	6	FCC/S 1.2.2.1	2CDG110213R0011		0.235	1



FCC/S 1.3.1.1

Fan Coil Controller, 3 x 0-10 V, MDRC

For the control of fan coil units. Via two analog outputs, two analog valves or one 6-way valve drive can be controlled for heating and cooling. For the fan control the device features an analog output for the control of a continues fan. A relay output switches an additional load of up to 16 A, such as auxiliary heating. Over 4 inputs the room status can be detected and monitored (Use for window contact, dew point sensor, level sensor or temperature sensor). Also it is possible to connect one analog room control unit (SAR/A or SAF/A) to the inputs of the device. The device has an integrated room temperature controller for the control of the room temperature, which can be used directly to control the outputs of the device. The FCC/S 1.3.2.1 features an easy to use manual operation.

Both devices support the ABB i-bus® Tool for advanced diagnosis and improved commissioning.

Description	Mod. width	Order details		Price	Weight	Pack unit
		Type code	Order code	1 piece	1 piece	
				€	kg	pc.
	6	FCC/S 1.3.1.1	2CDG110214R0011		0.21	1
Manual Operation	6	FCC/S 1.3.2.1	2CDG110215R0011		0.215	1



FCC/S 1.4.1.1

Fan Coil Controller, PWM, 3-stage, MDRC

For the control of fan coil units. Via one electronic output, a thermoelectric valve drive can be controlled for heating and cooling. For the fan control the devices features three relay outputs. Over 4 inputs the room status can be detected and monitored (Use for window contact, dew point sensor, level sensor or temperature sensor). Also it is possible to connect one analog room control unit (SAR/A or SAF/A) to the inputs of the device. The device has an integrated room temperature controller for the control of the room temperature, which can be used directly to control the outputs of the device.

The device supports the ABB i-bus® Tool for advanced diagnosis and improved commissioning.

Description	Mod. width	Order details		Price	Weight	Pack unit
		Type code	Order code	1 piece	1 piece	
				€	kg	pc.
	6	FCC/S 1.4.1.1	2CDG110209R0011		0.215	1

ABB i-bus® KNX

Heating, Ventilation and Air Conditioning



FCC/S 1.5.2.1

Fan Coil Controller, 2 x PWM, 0-10 V, MDRC

For the control of fan coil units. Via two electronic outputs, two thermoelectric or one motor-driven valve drive can be controlled for heating and cooling. For the fan control the device features an analog output for the control of a continuous fan. A relay output switches an additional load of up to 16 A, such as auxiliary heating. Over 4 inputs the room status can be detected and monitored (Use for window contact, dew point sensor, level sensor or temperature sensor). Also it is possible to connect one analog room control unit (SAR/A or SAF/A) to the inputs of the device. The device has an integrated room temperature controller for the control of the room temperature, which can be used directly to control the outputs of the device. The FCC/S 1.5.2.1 features an easy to use manual operation. Both devices support the ABB i-bus® Tool for advanced diagnosis and improved commissioning.

Description	Mod. width	Order details		Price	Weight	Pack unit
		Type code	Order code	1 piece	1 piece	
				€	kg	pc.
	6	FCC/S 1.5.1.1	2CDG110234R0011		0.21	1
Manual Operation	6	FCC/S 1.5.2.1	2CDG110235R0011		0.215	1



CAR/U 4.1.1.1-71

Room Temperature Controller Fan Coil, 2/4 pipe, On/Off, FM

ABB Caldion® Room Temperature Controller for fan coil units with 2 pipe, 2 pipe with electric heater or 4 pipe system, Flush Mounted, BS standard. Available for standalone function or as KNX device with integrated bus coupling unit. Build in temperature sensor, 2 x binary input for window, dewpoint, condensate alarm. Integrated actuator output control for on/off valve and 3 x fan speed control. Dedicated capacitive touch RTC control button for intuitive control, mode operation and frameless design with large display. For British standard installation only.

Description	Mod. width	Order details		Price	Weight	Pack unit
		Type code	Order code	1 piece	1 piece	
				€	kg	pc.
black	-	CAR/U 4.1.1.1-71	2TAZ740010R2001		0.272	1
white	-	CAR/U 4.1.1.1-84	2TAZ740010R0001		0.272	1



CAR/U 4.2.1.1-71

Room Temperature Controller Fan Coil, 2/4 pipe, 0-10V, FM

ABB Caldion® Room Temperature Controller for fan coil units with 2 pipe, 2 pipe with electric heater or 4 pipe system, Flush Mounted, BS standard. Available for standalone function or as KNX device with integrated bus coupling unit. Build in temperature sensor, 2 x binary input for window, dewpoint, condensate alarm. Integrated actuator output control for 0-10V valve and 3 x fan speed control. Dedicated capacitive touch RTC control button for intuitive control, mode operation and frameless design with large display. For British standard installation only.

Description	Mod. width	Order details		Price	Weight	Pack unit
		Type code	Order code	1 piece	1 piece	
				€	kg	pc.
black	-	CAR/U 4.2.1.1-71	2TAZ741010R2001		0.272	1
white	-	CAR/U 4.2.1.1-84	2TAZ741010R0001		0.272	1



FCL/S 2.6.1.1

Blower Actuator, 6 A, MDRC

Controls one blower or fan with up to three fan speeds via step or changeover control. Furthermore a additional equipment like a damper or valve can be switched by one floating output. The fan speed can be directly chosen, increased and decreased as well as controlled by the control value of a external closed-loop controller.

Description	Mod. width	Order details		Price	Weight	Pack
		Type code	Order code	1 piece	1 piece	unit
				€	kg	pc.
1-fold	4	FCL/S 1.6.1.1	2CDG110163R0011		0.18	1
2-fold	6	FCL/S 2.6.1.1	2CDG110164R0011		0.26	1



SAF/A 1.0.1-24

Room Temperature and Fan Coil Control Element, SM

The control element is used in conjunction with the FCC/S Fan Coil Controller or the VC/S Valve Controller for temperature adjustment, measurement and fan speed adjustment.

Description	Mod. width	Order details		Price	Weight	Pack
		Type code	Order code	1 piece	1 piece	unit
				€	kg	pc.
davos/studio white	-	SAF/A 1.0.1-24	2CKA006134A0348			1



SAR/A 1.0.1-24

Room Temperature Control Element, SM

The control element is used in conjunction with the FCC/S Fan Coil Controller or the VC/S Valve Controller for temperature adjustment and measurement.

Description	Mod. width	Order details		Price	Weight	Pack
		Type code	Order code	1 piece	1 piece	unit
				€	kg	pc.
davos/studio white	-	SAR/A 1.0.1-24	2CKA006134A0346			1



6138/11-84-500

Room Thermostat Fan Coil with Display, SM

Sends control values for the room to the Fan Coil Actuators or devices with the respective outputs (e.g. Room Master). The intuitive control operation allows each user to individually set the room temperature and the fan speed. The large LC display can display the actual and target temperatures, the current operating mode as well as the fan speeds. With integrated Bus Coupler.

Description	Mod. width	Order details		Price	Weight	Pack
		Type code	Order code	1 piece	1 piece	unit
				€	kg	pc.
aluminium silver	-	6138/11-83-500	2CKA006138A0005		0.092	1
davos/studio white	-	6138/11-84-500	2CKA006138A0003		0.092	1

ABB i-bus® KNX

Heating, Ventilation and Air Conditioning



LGS/A 1.2

Air Quality Sensor with Room Temperature Controller, SM

For the control and measuring of the room air quality and temperature. Accurately measures the CO₂ concentration (390...10.000 ppm), humidity (0...100 %) and temperature (0...50 °C) in a room and sends the values on the bus. By using the integrated thresholds the measured values can be monitored. With the integrated controller it is possible to control the room temperature and HVAC actuators. With integrated Bus Coupler.

Description	Mod. width	Order details		Price	Weight	Pack
		Type code	Order code	1 piece	1 piece	unit
				€	kg	pc.
	-	LGS/A 1.2	2CDG120059R0011		0.06	1



AC/S 1.1.1

Application Controller, MDRC

The AC/S Application Controller has predefined Automation Modules for a holistic HVAC Automation Solution from Central HVAC to Room Automation. For example Schedule, Set Point Calculation, Heat Curve Calculation, Data Logging and Device Monitoring. Furthermore own Automation Modules can be created by a graphical Logic Editor. By a web based User Interface the whole system can be monitored and managed.

The AC/S 1.2.1 has additional a built in bidirectional KNX-BACnet/IP Gateway (Server) for data exchange with superordinate Building Management Systems.

The Engineering is done completely by the ETS. An additional external Software is not required. The device has a KNX TP port.

Description	Mod. width	Order details		Price	Weight	Pack
		Type code	Order code	1 piece	1 piece	unit
				€	kg	pc.
Basic	4	AC/S 1.1.1	2CDG110205R0011		0.19	1
BACnet	4	AC/S 1.2.1	2CDG110206R0011		0.19	1

	Heating/Cooling Circuit Controller HCC/S 2.1.x.1	Heating/Cooling Circuit Controller HCC/S 2.2.x.1
General		
Supply voltage	KNX	KNX
Type of installation	DIN-Rail	DIN-Rail
Module width (17.5 mm)	8	8
Number of channels	2	2
Outputs		
3- way mixing valve control type	0 ... 10 V DC	3 – Point
Valve outputs per channel	1	1
Pump control output per channel	1 (5 A)	1 (5 A)
Inputs		
Input for flow temperature measurement per channel	1	1
Input for return flow temperature measurement per channel	1	1
Inputs for pump status monitoring (pump status, pump failure, pump repair mode) per channel	3	3
Manual operation		
Manual operation	HCC/S 2.1.2.1	HCC/S 2.2.2.1
Software functionality		
Integrated temperature controller for heating or cooling distribution circuits	■	■
Forced operation	■	■
Cyclical monitoring of input values	■	■
Flow temperature limitation	■	■
Safety shutdown temperature	■	■
Manual valve overwrite	■	■
Valve purge	■	■
Manual pump overwrite	■	■
Pump control in dependence of control value	■	■
Channel bundling for double pump systems	■	■

- ■ = Function is supported
 – = Function is not supported

ABB i-bus® KNX

Heating, Ventilation and Air Conditioning



HCC/S 2.1.2.1

Heating/Cooling Circuit Controller, 2-fold, 0-10 V, MDRC

For the control of heating or cooling circuits. The device has 2 channels, each with an analog output to control the mixing valve (0...10 V) of a heating or cooling circuit as well as a relay output (5 A) to switch the pump of the circuit. Via 3 binary inputs it is possible to monitor the status of the pump (via potential free contacts) and integrate these feedback into the control of the pump. The flow and return flow temperature are measured and used for the calculation of the control value for the valve output in the integrated controller. The set point temperature is received via the KNX bus. By bundling both channels of the device it is also possible to use it for double pump systems.

Description	Mod. width	Order details		Price	Weight	Pack
		Type code	Order code	1 piece	1 piece	unit
				€	kg	pc.
	6	HCC/S 2.1.1.1	2CDG110218R0011		0.28	1
Manual Operation	6	HCC/S 2.1.2.1	2CDG110219R0011		0.285	1



HCC/S 2.2.1.1

Heating/Cooling Circuit Controller, 2-fold, 3-point, MDRC

For the control of heating or cooling circuits. The device has 2 channels, each with two electronic outputs to control a motor-driven mixing valve (3-Point) of a heating or cooling circuit as well as a relay output (5 A) to switch the pump of the circuit. Via 3 binary inputs it is possible to monitor the status of the pump (via potential free contacts) and integrate these feedback into the control of the pump. The flow and return flow temperature are measured and used for the calculation of the control value for the valve output in the integrated controller. The set point temperature is received via the KNX bus. By bundling both channels of the device it is also possible to use it for double pump systems.

Description	Mod. width	Order details		Price	Weight	Pack
		Type code	Order code	1 piece	1 piece	unit
				€	kg	pc.
	6	HCC/S 2.2.1.1	2CDG110220R0011		0.285	1
Manual Operation	6	HCC/S 2.2.2.1	2CDG110221R0011		0.29	1



BCI/S 1.1.1

Boiler/Chiller Interface, 1-fold, MDRC

As interface between the KNX system and a heat generator or chiller. Via an analog output (0...10 V) the set point or set point adjustment temperature can be transmitted to the heat generator/chiller. The set point itself is received via KNX. Via two binary inputs the device can monitor the status of the heat generator/chiller (via potential free contacts) and send it on the KNX bus. A relay output (5 A) is included to switch or enable/disable the heat generator/chiller. With an additional relay output (5 A) the pump of the heat generator/chiller can be switched on and off. Via 3 binary inputs it is possible to monitor the status of the pump (via potential free contacts) and integrate these feedback into the control of the pump. The device supports the ABB i-bus® Tool for advanced diagnosis and improved commissioning.

Description	Mod. width	Order details		Price	Weight	Pack
		Type code	Order code	1 piece	1 piece	unit
				€	kg	pc.
	6	BCI/S 1.1.1	2CDG110222R0011		0.21	1



PM5630-2ETH

AC500 Programmable Logic Controller PM5630

Powerful freely programmable KNX Building Automation Controller with flexible expandable In- and Output Modules. Automation programs based on the globally standardized IEC 61131 programming languages can be executed. Both the graphical and textual programming languages are supported. The programming software ABB Automation Builder based on the established Codesys software enables the easy creation and reuse of automation programs as well as the integration of software libraries. The ABB Automation Builder is integrated with the ETS through an ETS app.

Up to 1000 KNX group objects can be used in the automation program. The KNX relevant settings such as physical address, linking of the controller group objects with group addresses and the KNX sending conditions are set in the ETS and can also be changed at any time without ABB Automation Builder.

The building automation controller has two Ethernet network interfaces. The use is flexible adjustable. In addition to KNXnet/IP communication, these can also be used for other protocols and functions. Among other things, for Modbus TCP and a web server with a freely customizable web interface for display and operation of the system.

The controller has a built-in display, an RS-232/485 interface for i. a. Modbus. The internal clock and data variables can be buffered by a battery. The internal memory of 8 MB can be extended by the memory card slot.

For a complete product the CPU module PM5630-2ETH as well as the Terminal Base TB5600-2ETH are required. To be able to connect the PLC with KNX the KNX Runtime License is required additionally.



TB5600-2ETH

Description	Mod. width	Order details		Price	Weight	Pack
		Type code	Order code	1 piece	1 piece	unit
				€	kg	pc.
AC500 Programmable Logic Controller PM5630	-	PM5630-2ETH	1SAP131000R0278		0.16	1
AC500 Terminal Base TB5600-2ETH		TB5600-2ETH	1SAP110300R0278		0.20	1
AC500 V3 KNX IP Runtime License		PS5604-KNX	1SAP195800R0101		0.01	1

ABB i-bus® KNX

Heating, Ventilation and Air Conditioning



DM200-TOOL

License Automation Builder

License for the engineering software Automation Builder for AC500 PLCs:
This license is valid for a single computer and allows the programming of any number of AC500 PLCs.

Description	Mod. width	Order details		Price	Weight	Pack
		Type code	Order code	1 piece	1 piece	unit
				€	kg	pc.
	-	DM200-TOOL	1SAS010000R0102		0.01	1



DI572

Digital Input Module, 16 DI 240 V AC

Extension module for the AC500 PLC with 16 digital inputs for 100 - 240 V AC. Connection of the cables via pluggable spring terminals.
Terminals (9 + 11 springs) must be ordered additionally.

Description	Mod. width	Order details		Price	Weight	Pack
		Type code	Order code	1 piece	1 piece	unit
				€	kg	pc.
Digital Input Module, 16 DI 240 V AC	-	DI572	1SAP230500R0000		0.14	1
TA565-11/L444711:S500, Terminal block, 11 springs		TA565-11	1TNE968901R3106		0.02	6
TA565-9/L444709:S500, Terminal block, 9 springs		TA565-9	1TNE968901R3105		0.02	6



DC562

Digital Input/Output Module 16DC: 24 V DC/0.5 A

Extension module for the AC500 PLC with 16 switchable digital inputs or outputs for 24 V DC. The electronic transistor outputs switch 0.5 A. Connection of the cables via pluggable spring terminals.
Terminals (9 + 11 springs) must be ordered additionally.

Description	Mod. width	Order details		Price	Weight	Pack
		Type code	Order code	1 piece	1 piece	unit
				€	kg	pc.
Digital Input/Output Module 16DC: 24 V DC/0.5 A	-	DC562	1SAP231900R0000		0.22	1
TA565-11/L444711:S500, Terminal block, 11 springs		TA565-11	1TNE968901R3106		0.02	6
TA565-9/L444709:S500, Terminal block, 9 springs		TA565-9	1TNE968901R3105		0.02	6



DX571

Digital Input/Output Module, 8 Digital Inputs/8 Digital Outputs - Relay

Extension module for the AC500 PLC with 8 digital inputs and 8 digital outputs. The digital inputs process 24 V DC signals. The relay outputs switch a maximum of 2 A at 24 V DC and a maximum of 1.5 A at 120/240 V AC. Connection of the cables via pluggable spring terminals. Terminals (9 + 11 springs) must be ordered additionally.

Description	Mod. width	Order details		Price	Weight	Pack
		Type code	Order code	1 piece	1 piece	unit
				€	kg	pc.
Digital Input/Output Module, 8 Digital Inputs/8 Digital Outputs - Relay	-	DX571	1TNE968902R2302		0.24	1
TA565-11/L444711:S500, Terminal block, 11 springs		TA565-11	1TNE968901R3106		0.02	6
TA565-9/L444709:S500, Terminal block, 9 springs		TA565-9	1TNE968901R3105		0.02	6



DO572

Digital Output Module, 8 Digital Outputs, Triac, 0.3 A

Extension module for the BAC/S Building Automation Controller KNX with 8 digital outputs. The digital triac outputs switch a maximum of 0.3 A at 120/240 V AC. Connection of the cables via pluggable spring terminals. Terminals (9 + 11 springs) must be ordered additionally.

Description	Mod. width	Order details		Price	Weight	Pack
		Type code	Order code	1 piece	1 piece	unit
				€	kg	pc.
Digital Output Module, 8 Digital Outputs, Triac, 0.3 A	-	DO572	1TNE968902R2203		0.16	1
TA565-11/L444711:S500, Terminal block, 11 springs		TA565-11	1TNE968901R3106		0.02	6
TA565-9/L444709:S500, Terminal block, 9 springs		TA565-9	1TNE968901R3105		0.02	6



AX561

Analog Input/Output Module, 4 Analog Inputs/2 Analog Outputs U/I

Extension module for the BAC/S Building Automation Controller KNX with 4 analog inputs and 2 analog outputs. The inputs and outputs support voltage signals from 0 V ... + 10 V, 0 V ... + 5 V, -2.5 V ... + 2.5 V and -5 V ... + 5 V as well as current signals of 0 mA ... 20 mA and 4 mA ... 20 mA. Connection of the cables via pluggable spring terminals. Terminals (9 + 11 springs) must be ordered additionally.

Description	Mod. width	Order details		Price	Weight	Pack
		Type code	Order code	1 piece	1 piece	unit
				€	kg	pc.
Analog Input/Output Module, 4 Analog Inputs/2 Analog Outputs U/I	-	AX561	1TNE968902R1301		0.23	1
TA565-11/L444711:S500, Terminal block, 11 springs		TA565-11	1TNE968901R3106		0.02	6
TA565-9/L444709:S500, Terminal block, 9 springs		TA565-9	1TNE968901R3105		0.02	6

ABB i-bus® KNX

Heating, Ventilation and Air Conditioning



AI562

Analog Input Module, 2 Analog Inputs

Extension module for the BAC/S Building Automation Controller KNX with 2 analog inputs for temperature sensors. Temperature sensors of type Pt100, Pt1000, Ni100, Ni1000 and 150 Ohm, 300 Ohm are supported. Connection of the cables via pluggable spring terminals. Terminals (11 springs) must be ordered additionally.

Description	Mod. width	Order details		Price	Weight	Pack
		Type code	Order code	1 piece	1 piece	unit
				€	kg	pc.
Analog Input Module, 2 Analog Inputs	–	AI562	1TNE968902R1102		0.22	1
TA565-11/L444711:S500, Terminal block, 11 springs		TA565-11	1TNE968901R3106		0.02	6

ABB i-bus® KNX

Automation, Logic and Time Control

	Logic Module	Application Unit, Logic	Application Unit, Time	Logic Controller
	LM/S 1.1	ABL/S 2.1	ABZ/S 2.1	ABA/S 1.2.1
General				
Supply voltage	KNX	KNX	KNX	24 V DC / PoE
Ethernet connection	–	–	–	■
Type of installation	DIN-Rail	DIN-Rail	DIN-Rail	DIN-Rail
Module width (18 mm)	2	2	2	4
Software function				
Logic gates	■	■	–	■
Gate/filter	■	■	–	■
Multiplexer	–	–	–	■
Flip Flop	–	–	–	■
PID Controller	–	–	–	■
Composite function blocks	–	–	–	■
Time delay	■	■	–	■
Staircase lighting/Pulse duration	■	■	–	■
Calculation	□	–	–	■
Min./Max.	■	■	–	■
Comparator/Threshold	■	■	–	■
Format converter	■	–	–	■
Counter	■	–	–	■
Calendar switch program	–	–	■	■
Day routines	–	–	■	■
Week routines	–	–	■	■
Year routines	–	–	■	■
Special days	–	–	■	–
Daylight saving times	–	–	■	–
Telegram multiplier	■	–	■	■
Simulation (offline)	–	–	–	■
Websserver	–	–	–	■
Programming via KNX	■	■	■	■
Programming via Ethernet	–	–	–	■
Max. number of function elements	3	140	30	3000
Monitoring (online)	–	–	–	■

- = Function is not supported
 ■ = Function is supported
 □ = Limited functions

ABB i-bus® KNX

Automation, Logic and Time Control



LM/S 1.1

Logic Module, MDRC

Used to solve a varied range of project-specific control tasks and can implement 3 functions simultaneously. The following functions are available for selection: logic gate, filter, time delay, multiplier, min/max value detector, temperature comparator, toggle values, threshold detection, format converter, scenes, increment/decrement values, staircase lighting.

Description	Mod. width	Order details		Price	Weight	Pack
		Type code	Order code	1 piece	1 piece	unit
				€	kg	pc.
	2	LM/S 1.1	GHQ6310080R011		0.1	1



ABL/S 2.1

Application Unit Logic, MDRC

Allows the compilation of complex logical functions by simply combining different logic elements and gates using a graphical user interface as an ETS plug-in and does not require additional software. 50 logical elements, 50 gates, 30 timer modules and 10 comparators are available.

Description	Mod. width	Order details		Price	Weight	Pack
		Type code	Order code	1 piece	1 piece	unit
				€	kg	pc.
	2	ABL/S 2.1	2CDG110073R0011		0.12	1



ABZ/S 2.1

Application Unit Time, MDRC

It provides a yearly time clock program with 15 daily routines (800 switching events), a weekly schedule and allowance for 100 special days. Additionally, the unit can control up to 300 participants in 30 macro groups, that can be triggered using a single command. In this way, each time controlled switching event can cause a series of actions. The switching times can be modified with the free PZM software without using ETS. PZM Software and additional information on www.abb.com/knx.

Description	Mod. width	Order details		Price	Weight	Pack
		Type code	Order code	1 piece	1 piece	unit
				€	kg	pc.
	2	ABZ/S 2.1	2CDG110072R0011		0.12	1



ABA/S 1.2.1

Logic Controller, MDRC

The device provides extensive logic functions. The logic is defined via a graphic editor integrated in the ETS. Up to 3000 logic gates are possible.

The generated logic can be tested by a simulation function. User-defined function blocks can be created and saved for taking them over into other projects.

The device requires an auxiliary voltage, either 24 V DC or Power over Ethernet (PoE). If timer functions are used the date and time has to be provided via KNX/TP.

Description	Mod. width	Order details		Price	Weight	Pack
		Type code	Order code	1 piece	1 piece	unit
				€	kg	pc.
	4	ABA/S 1.2.1	2CDG110192R0011		0.192	1



FW/S 8.2.1

Radio Time Switch, 8 Channels, MDRC

The Radio Time Switch sends current time and date on the bus. The time can be optionally received via a DCF or GPS antenna. Furthermore the device can be used to easily adjust the time programs.

The device provides 8 channels. Every channel supplies an independent daily, time and/or yearly program. Additionally, special programs (e.g. for vacation or public holiday days) are possible.

Description	Mod. width	Order details		Price	Weight	Pack
		Type code	Order code	1 piece	1 piece	unit
				€	kg	pc.
	3	FW/S 8.2.1	2CDG120039R0011		0.33	1



FAD/A 1.1

DCF Antenna for Radio Time Switch, SM

For the connection to the Radio Time Switch FW/S 8.2.1. The time signal from the DCF 77 transmitter can be received within a radius of approx. 1000 km around Frankfurt.

Description	Mod. width	Order details		Price	Weight	Pack
		Type code	Order code	1 piece	1 piece	unit
				€	kg	pc.
	-	FAD/A 1.1	2CDG120040R0011		0.17	1



FAG/A 1.2

GPS Antenna for Radio Time Switch, SM

For the connection to the Radio Time Switch FW/S 8.2.1. The device receives time and date via GPS signal which is available worldwide.

Description	Mod. width	Order details		Price	Weight	Pack
		Type code	Order code	1 piece	1 piece	unit
				€	kg	pc.
	-	FAG/A 1.2	2CDG120070R0011		0.09	1



PS/E 2.2

Programming Set OBELISK top2 for Radio Time Switch

The programming set contains a memory card PK/E 2.1 for transferring switching programs to the Radio Time Switch and a USB programming adapter for the memory card. The newest version of the software Obelisk top2 for the creation of switching programs for the Radio Time Switch FW/S 8.2.1 can be downloaded on our website.

Description	Mod. width	Order details		Price	Weight	Pack
		Type code	Order code	1 piece	1 piece	unit
				€	kg	pc.
	-	PS/E 2.2	2CDG120071R0011		0.20	1

ABB i-bus® KNX

Automation, Logic and Time Control



PK/E 2.1

Memory Card OBELISK top2 for Radio Time Switch

The memory card can be used for transferring switching programs to Radio Time Switch.

Description	Mod. width	Order details		Price	Weight	Pack
		Type code	Order code	1 piece	1 piece	unit
				€	kg	pc.
	-	PK/E 2.1	2CDG120043R0011		0.02	1



TR/A 1.1

Time Receiver GPS, SM

For the reception and processing of the GPS signal, as well as for brightness and temperature measurement. The sensor measures the brightness and outside temperature and sends them on the KNX bus. Likewise the time, date and geographical coordinates are send to the KNX bus. Additionally the sunrise and sunset times are also send to the bus. With integrated Bus Coupler.

Description	Mod. width	Order details		Price	Weight	Pack
		Type code	Order code	1 piece	1 piece	unit
				€	kg	pc.
	-	TR/A 1.1	2CDG120060R0011		0.09	1

ABB RoomTouch®

As individual as your home



ABB RoomTouch® 4"

- 12 control elements
- KNX Data Secure
- Up to 12 status information can be shown (e.g. fault/alarm messages)
- Haptic feedback (vibration)
- Integrated proximity and brightness sensor and room temperature controller
- Anti-glare mode for use in dark, complementing the day and night mode
- Flexible visualization (1-4 functions per page)
- Integrated binary input and external temperature sensor input
- Commissioning via ETS5/6 and DCA tool

ABB RoomTouch® 5"


- Up to 30 control elements
- Separate fault and alarm messages
- Up to 20 status information can be shown (e.g. fault/alarm messages)
- Acoustic and haptic feedback
- Integrated proximity and brightness sensor and room temperature controller
- Anti-glare mode for use in dark, complementing the day and night mode
- Flexible visualization (1-5 functions per page)
- Integrated binary input and external temperature sensor input
- Metal frame and glass display
- Commissioning via ETS5/6 and DCA tool

ABB i-bus® KNX

Visualisation, Display and Signalling



RT/U12.86.1-825



RT/U12.86.1-811

ABB RoomTouch® 4", FM

NEW

Freely programmable Touch panel up to 12-fold featuring a 4-inch IPS screen with 480*480 resolution that offers home control and monitoring of the free@home, or KNX system.

Control, observe and manage your entire installation on one device: Switching - Dimming - Slider - Blind - RGBW control element - Step switch - Scene switch - Display element - Audio control element. With scene function, logic functions, presence simulation and time programs.

KNX and free@home functions:

- 12 control elements are displayed on a maximum of 12 pages
- 12 fault and alarm messages
- 10 logic functions
- 10 weekly timers
- 10 scene actuators
- 1 integrated temperature controller (RTC)
- Page display with a maximum of 4 touch surfaces on one page
- Primary function 18 fault and alarm messages
- Integrated temperature sensor
- Haptic feedback
- Proximity sensor
- Brightness sensor
- 1 binary input or external temperature sensor input (PT1000 / 6226/T).

External power supply needed: 20-32 V DC (SELV)

Number of bus subscribers: 1

Optional Removal protection: TZE/U.0.xx.CK

Display size: 10,16 cm (4")

Display resolution: 420*420

Display screen: IPS display

Dimensions (L x W x D): (86 mm x 86 mm x 11 mm)

Display surface: glass black (-825), glass white (-811)

Frame color: black matt (-885), white matt (-884)

Class of temperature controller 1 Contribution to space heating energy efficiency 1,0 %.

Description	Mod. width	Order details		Price	Weight	Pack unit
		Type code	Order code	1 piece	1 piece	
				€	kg	pc.
glass black	-	RT/U12.86.1-825	2TMA310011B0003		0.127	1
white glass	-	RT/U12.86.1-811	2TMA310011W0001		0.17	1



6136/27-811-500

ABB RoomTouch® 5", FM

Freely programmable KNX touch display as a control, notification and operation center for e.g. your room. For the display and operation of the following KNX standard functions: switching, dimming, value slider, blind, RGBW LED control, step switch, RTC, scene switch, display element, audio control and Split Unit control. With scene and logic functions and time programs. Displays alerts and malfunctions. Programmable with up to max 30 functions. With a switch input and a temperature sensor input. With a proximity sensor and brightness sensor. It has haptic and acoustic feedback. There is a primary function for entering the room.

External power supply: 20 – 32 V DC (SELV). The freely programmable touch display (5") comes with a HD resolution of 720 x 1280 and a view angle of 160°.

Description	Mod. width	Order details		Price	Weight	Pack
		Type code	Order code	1 piece	1 piece	unit
				€	kg	pc.
white glass	–	RT/U 30.0.1-811	2TMA200050W0007		0.24	1
black glass	–	RT/U 30.0.1-825	2TMA200050B0005		0.24	1



6136/07 UP-500

ABB RoomTouch® Installation Box, FM

For flush mounting and hollow wall panel mounting of the ABB RoomTouch® 5" RT/U30.0.1-8xx. Windproof.

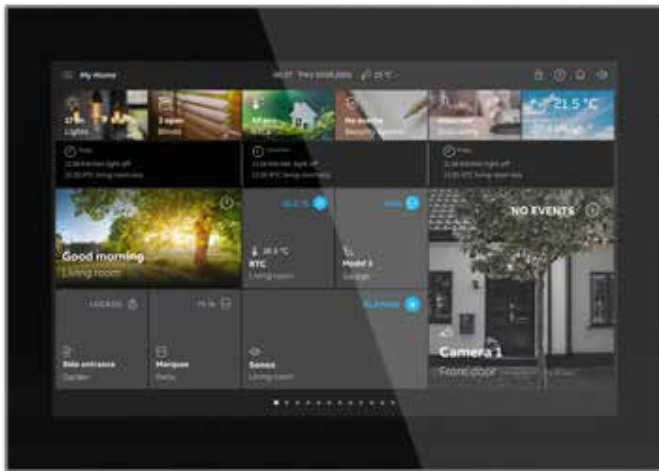
Dimensions flush mounting (H x W x D): 121 mm x 58 mm x 50 mm.

Description	Mod. width	Order details		Price	Weight	Pack
		Type code	Order code	1 piece	1 piece	unit
				€	kg	pc.
Box	–	BOX/U 5.1	2TMA200160B0003		0.10	1

ABB SmartTouch® 10"

Elegant central control for smart buildings

Freely programmable Touch panel featuring a 10-inch IPS screen with 1280 x 800 resolution that combines smart home and building automation and door communication in one device for residential applications, hotels, and commercial buildings. ABB SmartTouch® 10" offers home control and monitoring of the ABB-free@home®, or ABB i-bus® KNX system and the fully integrated functions of ABB-Welcome.



Control, observe and manage your entire installation on one device: Switching – Dimming – Slider – Blind – RGBW control element – Step switch – Scene switch – Display element – Audio control element – RTC control element – VRV control element and display different values such as energy consumption and production. With scene function, logic functions, presence simulation and time programs. ABB SmartTouch® 10" can also be used as an end device for communication with the ABB-Welcome outdoor stations, and as part of the ABB-Welcome door communication system.

—
01

Functions:

- ABB i-bus® KNX: A total of 450 control elements are displayed on a maximum of 25 pages.
- ABB-free@home®: Twisted pair connection provides a single dashboard page with a maximum of 18 controls. Alternatively, for additional control, connection via wi-fi delivers the same amount of control and features as the ABB-free@home® App Next.
- 80 fault and alarm messages
- 30 logic functions
- 40 timers
- presence simulation for 20 participants
- 10 scene actuators (in total 100 scenes are possible to store)
- 3 object RTCs
- Equipped with a hearing loop for coupling the audio signal into hearing aids
- A single page can have up to 18 touch surfaces

Specifications:

- External power supply: 20-32 V DC (SELV) or via the ABB-Welcome system controller.
- Display size: 25,4 cm (10"): Display resolution: 1280 x 800: Display screen: IPS display
- Dimensions (L x W x D): (180.2 mm x 254.6 mm x 17.5 mm)
- Flush or Surface mounted. Can also be mounted on a desktop stand.
- The flat design slim real metal frame sits almost flush with the wall (14 mm) and is available in 4 colors (stainless steel, graphite, gold and rose gold) and black or white glass.

ABB i-bus® KNX

Visualisation, Display and Signalling



ST/U10.1.1-811

ABB SmartTouch® 10"

Freely programmable touch panel featuring a 10-inch IPS screen with 1280*800 resolution that combines smart home automation and door communication in one device for residential applications, hotels, and commercial buildings. ABB SmartTouch® 10" offers home control and monitoring of the ABB-free@home®, or ABB i-bus®KNX system and the fully integrated functions of ABB-Welcome.

Control, observe and manage your entire installation on one device: Switching – Dimming – Slider – Blind – RGBW control element – Step switch – Scene switch – Display element – Audio control element – RTC control element – VRV control element and display different values such as energy consumption and production. With scene function, logic functions, presence simulation and time programs. ABB SmartTouch® 10" can also be used as an end device for communication with the ABB-Welcome outdoor stations, and as part of the ABB-Welcome door communication system.

Description	Mod. width	Order details		Price	Weight	Pack
		Type code	Order code	1 piece	1 piece	unit
				€	kg	pc.
white/stainless	–	ST/U10.1.1-811	2TMA310051W0001		0.793	1
black/stainless	–	ST/U10.1.1-825	2TMA310051B0001		0.793	1
white/graphite	–	ST/U10.2.1-811	2TMA310051W0002		0.953	1
black/graphite	–	ST/U10.2.1-825	2TMA310051B0002		0.953	1
white/satin gold	–	ST/U10.3.1-811	2TMA310051W0003		0.953	1
black/satin gold	–	ST/U10.3.1-825	2TMA310051B0003		0.953	1
white/rose gold	–	ST/U10.4.1-811	2TMA310051W0004		0.953	1
black/rose gold	–	ST/U10.4.1-825	2TMA310051B0004		0.953	1



6136/07 UP-500

Busch-SmartTouch Installation Box, FM

For flush mounting and hollow panel mounting of the Busch-SmartTouch 10" ST/U10.x.1-8xx. Windproof.

Dimensions flush mounting (H x W x D): 152 mm x 235 mm x 60 mm.

Dimensions hollow wall (H x W x D): 146 mm x 227 mm x 50 mm.

Description	Mod. width	Order details		Price	Weight	Pack
		Type code	Order code	1 piece	1 piece	unit
				€	kg	pc.
–	–	6136/07 UP-500	2CKA006136A0212		0.549	1

ABB i-bus® KNX

Visualisation, Display and Signalling




ST/A10.1-811

Surface Mounting Frame for SmartTouch® 10"

Surface mounting frame for mounting the ABB SmartTouch 10" ST/U10.x.1-8xx on:

- standard flush mounted wall box VDE & BS
- Already installed flush mounted installation box:
 - 6136/UP
 - 8136/01 UP-500
 - UP-KAST 2
- to be mounted directly on the wall
- to be mounted on the ABB-Welcome table stand

Description	Mod. width	Order details		Price	Weight	Pack
		Type code	Order code	1 piece	1 piece	unit
				€	kg	pc.
white	-	ST/A10.1-811	2TMA310161W0001		0.144	1
black	-	ST/A10.1-825	2TMA310161B0001		0.144	1



H8236-5W

IP touch 7 LAN / LAN

With integrated induction Loop. Can be used for ABB Welcome IP, ABB i-bus® KNX, ABB-free@home. For ABB-Welcome IP support direct connection to ABB-Welcome App. For ABB-free@home: Up to 4 pages and each with up to 16 control elements. Total 64 control frames. For ABB i-bus® KNX: Up to 8 pages and each with up to 16 control elements. Total 64 control frames. Flush mountable. Power Supply over PoE, local power supply or plug-in power supply (53011PS).

Description	Mod. width	Order details		Price	Weight	Pack
		Type code	Order code	1 piece	1 piece	unit
				€	kg	pc.
white	-	H8236-5W	2TMA130050W0067		0.4875	1
black	-	H8236-5B	2TMA130050B0067		0.4875	1



H8236-4B

IP touch 7 LAN / Wifi

With integrated induction Loop. Can be used for ABB Welcome IP, ABB i-bus® KNX, ABB-free@home. For ABB-Welcome IP support direct connection to ABB-Welcome App. For ABB-free@home: Up to 4 pages and each with up to 16 control elements. Total 64 control frames. For ABB i-bus® KNX: Up to 8 pages and each with up to 16 control elements. Total 64 control frames. Surface/flush/desktop mountable. Power Supply over PoE, local power supply or plug-in power supply (53011PS).

Description	Mod. width	Order details		Price	Weight	Pack
		Type code	Order code	1 piece	1 piece	unit
				€	kg	pc.
white	-	H8236-4W	2TMA130050W0065		0.4875	1
black	-	H8236-4B	2TMA130050B0065		0.4875	1



42361S-W-03




42361S-B-03

Surface-mounted box for IP touch 7

Mounting of IP touch 7" panel on the wall.

- For surface-mounted installation of indoor station.
- The product is packed with accessories to ensure qualified installation.

Description	Mod. width	Order details		Price	Weight	Pack unit
		Type code	Order code	1 piece	1 piece	
				€	kg	pc.
white	-	42361S-W-03	2TMA130160W0021		0.210	1
black	-	42361S-B-03	2TMA130160B0089		0.210	1



H8237-5W

IP touch 10 LAN / LAN

HD resolution display (1280x800px). With integrated induction Loop. Can be used for ABB Welcome IP, ABB i-bus® KNX, ABB-free@home. For ABB-Welcome IP support direct connection to ABB-Welcome App. For ABB-free@home: Up to 4 pages and each with up to 25 control elements. Total 100 control frames. For ABB i-bus® KNX: Up to 8 pages and each with up to 25 control elements. Total 100 control frames. Flush mountable. Power Supply over PoE, local power supply or plug-in power supply (53011PS).

Description	Mod. width	Order details		Price	Weight	Pack unit
		Type code	Order code	1 piece	1 piece	
				€	kg	pc.
white - stainless steel end strip	-	H8237-5W	2TMA130050W0055		1.044	1
black - stainless steel end strip		H8237-5B	2TMA130050B0055		1.044	1



H8237-4B

IP touch 10 LAN / Wifi

HD resolution display (1280x800px). With integrated induction Loop. Can be used for ABB Welcome IP, ABB i-bus® KNX, ABB-free@home. For ABB-Welcome IP support direct connection to ABB-Welcome App. For ABB-free@home: Up to 4 pages and each with up to 25 control elements. Total 100 control frames. For ABB i-bus® KNX: Up to 8 pages and each with up to 25 control elements. Total 100 control frames. Surface/flush/desktop mountable. Power Supply over PoE, local power supply or plug-in power supply (53011PS).


Description	Mod. width	Order details		Price	Weight	Pack unit
		Type code	Order code	1 piece	1 piece	
				€	kg	pc.
white - stainless steel end strip	-	H8237-4W	2TMA130050W0054		1.044	1
black - stainless steel end strip		H8237-4B	2TMA130050B0054		1.044	1

ABB i-bus® KNX

Visualisation, Display and Signalling



42371S-W



42371S-B



42361F



53011PS

Surface-mounted box for IP touch 10

Mounting of IP touch 10 " panel on the wall.

- For surface-mounted installation of indoor station.
- The product is packed with accessories to ensure qualified installation.

Description	Mod. width	Order details		Price	Weight	Pack
		Type code	Order code	1 piece	1 piece	unit
				€	kg	pc.
white	–	42371S-W	2TMA130161W0001		0.221	1
black	–	42371S-B	2TMA130161B0001		0.221	1

Flush-mounting box for IP touch 7 & 10

Flush mounted box & pre-installation box for IP touch 7 & IP touch 10 LAN/Wifi.

Description	Mod. width	Order details		Price	Weight	Pack
		Type code	Order code	1 piece	1 piece	unit
				€	kg	pc.
black	–	42361F	2TMA130160B0132		0.263	1

Plug-in power supply 24 V DC

Plug-in power supply 24 V DC.

Description	Mod. width	Order details		Price	Weight	Pack
		Type code	Order code	1 piece	1 piece	unit
				€	kg	pc.
white	–	53011PS-03	2TMA130160W0029		0.13	1

KNX APP-Control Server

Smartphones, tablets and smartwatches or PCs turn into a practical remote control, thanks to the KNX APP-Control Server. It connects the KNX installation with the IP network and controls all KNX functions in the building.



New features:

- Smart Energy Management
- Remote programming and access
- Modbus TCP and BACnet IP integration
- KNX offline telegram recorder
- Userfriendly and modern UI

Device features worth mentioning:

- External access the the KNX system
- Easy creation of individual scenes
- Integrated weekly timer (with astro function)
- Integrated logic editor
- Recording and display of diagrams
- Sonos and Philips Hue connection
- Connection of IP cameras with MJPEG protocol possible
- Integrated rights and user management
- Alarm messages via e-mail and/or push notification

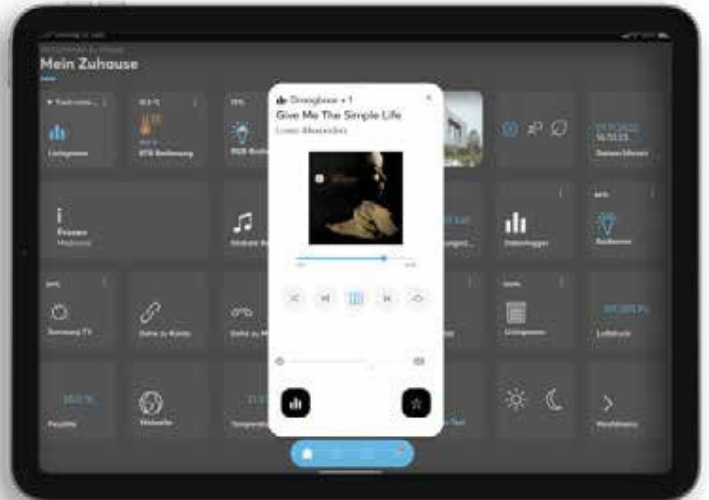


ABB i-bus® KNX

Visualisation, Display and Signalling



CT/S 2.1

KNX APP-Control Server, MDRC

Visualisation server for mobile devices (iOS and Android) and Windows computers.

Not only for visualise and control your complete KNX installation but also:

- Sonos Bridge with a complete integration of the Sonos API (Works with Sonos)
- Can be used as a Bridge between KNX and Philips Hue
- Visualisation of your IP camera's, with support of pan, tilt and zoom
- Unlimited time programs and scenes and they can be edited by the end user
- Integrate Webpages into your design for maybe weather information or traffic information
- Alarm messages can be sent as email or as a push notification (including a snapshot of an IP camera) but can also be heard on your Sonos System
- Can be used as a UPnP bridge, so you can control e.g. your UPnP enabled Receiver via KNX
- Statistics and charts support with 5 period types (hour, day, week, month, year)
- Unrestricted personal profiles with an unlimited number of pages and controls
- Easy to use presence simulation, that can be edit by the end customer and with no limitation of participants
- Visualisation functions: dimmer, RGB(W) control, switch, blind and shutter, heating/cooling, air conditioning, scenes, button row (max. 6 buttons), IP camera, status display, value transmitter, Sonos control, and UPnP control
- Has a flexible and unrestricted Script Editor for more complex logical functions based on LUA
- Automatic cloud backups including scenes, time programs and presence simulation data
- Complete commissioning is online and live. You can do it from everywhere and you don't need to drive to the customer
- First commissioning with Wizard support
- Loading the software into the device can be done without Internet
- Device has a direct KNX interface or can communicate via an IP Interface via the bus
- Visualisation as a list view and/or with background pictures with round, rectangle or transparent controls
- Secured remote access via our Cloud solution (For this function, you pay a monthly fee)
- Functional extensions and updates via firmware and software updates.

Security:

This device supports extensive security options to protect your installation and privacy. All communication between the app your installation and our cloud is encrypted and always based on the highest possible standards. The communication between the different parts always requires a username and password. The end user can also protect pages with a pin code, Touch ID or Face ID. Additionally end users can set up local users with access rights to shield certain parts of the home installation or allow them access only to specific parts.

External power supply: 10-36 V DC (SELV)

Control element: freely programmable touch surfaces

Bus voltage: 24 V

Protection class (Device): IP 20

Temperature range (Device): 0 °C to 70 °C

Dimensions: (L x W x D): 90 mm x 72 mm x 60 mm

Description	Mod. width	Order details		Price	Weight	Pack
		Type code	Order code	1 piece	1 piece	unit
				€	kg	pc.
	4	CT/S 2.1	2CKA006136A0218		0.254	1

Busch-VoiceControl®

Control completely by voice

The building of the future recognises the needs of its users. It reacts individually – automatically and without being asked to do so.



01 Busch-VoiceControl®



01



- Approved solution for the systems Google Assistant, Amazon Alexa, Apple HomeKit
- Integration of lighting, heating and blind control systems
- All voice commands can be used simultaneously
- Control up to 150 functions
- HomeKit certification allows control of the KNX system from other HomeKit devices, such as the iPad, iPhone and Apple TV

ABB i-bus® KNX

Visualisation, Display and Signalling



VCO/S 150.2

Busch-VoiceControl® 2, MDRC

A certified voice control gateway for the combination of a KNX system with a voice control system. Acts as a gateway and guarantees that you can operate the KNX components in a house and query their status using Apple, Amazon and Google devices. This component makes it possible to operate the lighting, blind or room temperature controller using simple voice control. Up to 150 functions can be used. Busch-VoiceControl® is an official certified HomeKit accessory. Complete web-based commissioning. Compatible with ABB i-bus® KNX. External power supply: 10-36 V DC (SELV).

Description	Mod. width	Order details		Price	Weight	Pack unit
		Type code	Order code	1 piece	1 piece	
				€	kg	pc.
	4	VCO/S 150.2	2CKA006136A0220		0.254	1



CP-D 24/2.5

Power Supply Unit, 24 V DC, 2.5 A

For Busch-SmartTouch® 7" 6136/07-8xx-500, Busch-priOn® Power Bus Coupler 6120/13-500 and KNX APP-Control Server CT/S 2.1.

Description	Mod. width	Order details		Price	Weight	Pack unit
		Type code	Order code	1 piece	1 piece	
				€	kg	pc.
	-	CP-D 24/2.5	2CDG120037R0011		0.252	1



UK/S 32.2

Universal I/O Concentrator, 32-fold, MDRC

Used to connect push buttons or signal lamps, e.g. to an operating/display tableau. It has 32 channels which can be freely parameterised as inputs/outputs using the ETS software. The device requires an external 12 or 24 V DC auxiliary power supply.

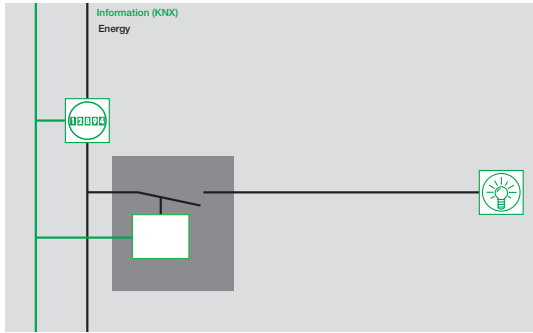
Description	Mod. width	Order details		Price	Weight	Pack unit
		Type code	Order code	1 piece	1 piece	
				€	kg	pc.
	4	UK/S 32.2	2CDG110071R0011		0.18	1

ABB i-bus® KNX

Energy Management

ABB offers various solutions for decentral energy measurement on the basis of the KNX standard.

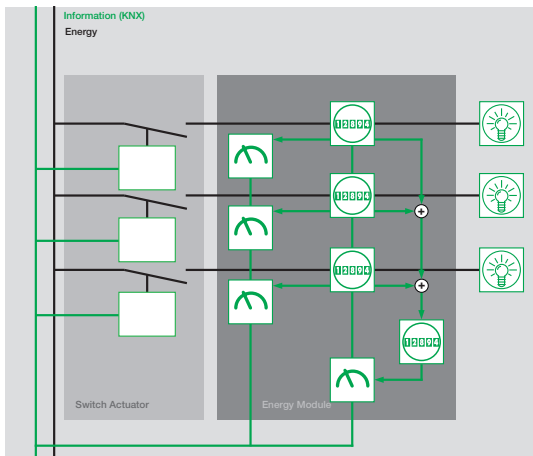
Version 1



Electronic energy meters make the current energy values available on the KNX bus system in conjunction with a KNX interface. The measured data can be intermediately stored, evaluated and visualized from here.



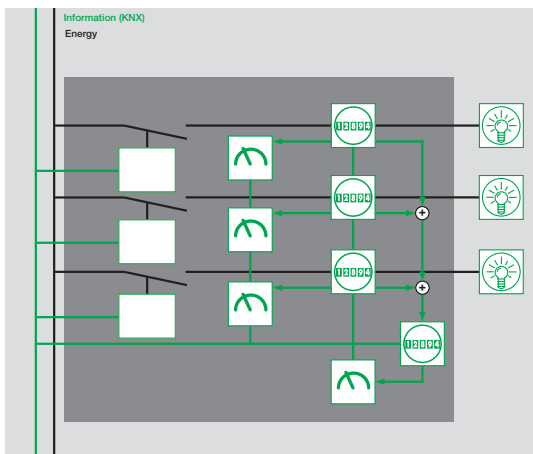
Version 2



The Energy Module can record the energy consumption for the individual devices. It is used particularly when upgrading existing KNX systems and wherever energy measurement is required without switch functions. It facilitates a detailed and transparent insight into the energy consumption of a building. The current meter values can be sent and evaluated.



Version 3



The Energy Actuator facilitates control of the connected consumer loads via the ABB i-bus® KNX. For each of the three switch channels, the individual consumption can be measured in the same way as for the Energy Module. For every channel, the proven functionality of the ABB i-bus® KNX Switch Actuators are available.



 Intermediate meter for electrical energy

 Electrical consumer (load)

 Energy meter

ABB i-bus® KNX

Energy Management

	Energy Module EM/S 3.16.1	Energy Actuator SE/S 3.16.1	Meter Interface Module ZS/S 1.1 ¹⁾
General			
Supply voltage	KNX	KNX	KNX
Type of installation	DIN-Rail	DIN-Rail	DIN-Rail
Module width (18 mm)	4	4	2
Number of channels	3	3	–
Rated current I _n	16/20 A	16/20 A AX (C-Load)	–
Measuring range Current	0.025...20 A	0.025...20 A	Depending on meter connected ²⁾
Measuring range Voltage	95...265 V	95...265 V	Depending on meter connected ²⁾
Measuring range Frequency	45...65 Hz	45...65 Hz	50/60 Hz ± 5 %
Measurement values			
E – Active energy [kWh]	■	■	■
U – Voltage [V]	■	■	■
I – Current [A]	■	■	■
F – Frequency [Hz]	■	■	■
P – Active power [W]	■	■	■
Q – Reactive power [var]	–	–	■
S – Apparent power [VA]	■	■	■
PF – Power factor	■	■	■
CF – Crest factor	■	■	–
General functions			
Function Switch	–	■	–
Function Time	–	■	–
Function Scene	–	■	–
Function Logic	–	■	–
Function Priority	–	■	–
Load control with Energy Actuators as Master (up to ten SE/S 3.16.1 as slaves)	■	■	–
Load control as Slave	–	■	–
Sending delay (for value request)	–	–	■
Commissioning and diagnostic function			
Control and diagnosis via ABB i-bus® Tool	■	■	–

■ = Function is supported

– = Function is not supported

1) = In combination with ABB Energy Meter A and B series

2) = See also Electricity Meters Overview



SE/S 3.16.1

Energy Actuator, 3-fold, 16/20 AX, MDRC

Records the energy consumption of the connected electrical loads in the load circuit. Various electrical variables can be monitored and load peaks can be limited by simple load control. The 3 output channels can be manually operated and display the current switching state. The Energy Actuator can switch resistive, inductive and capacitive loads The switching capacity corresponds to the SA/Sx.16.6.2.

Description	Mod. width	Order details		Price	Weight	Pack
		Type code	Order code	1 piece	1 piece	unit
				€	kg	pc.
	4	SE/S 3.16.1	2CDG110136R0011		0.3	1



EM/S 3.16.1

Energy Module, 3-fold, 16/20 AX, MDRC

Measures energy consumption and various electrical parameters in the terminal current. Active power, Current, Voltage and Frequency can be monitored via threshold values and peak loads can be limited through a simple load control. The measured values are provided via ABB i-bus® KNX.

Description	Mod. width	Order details		Price	Weight	Pack
		Type code	Order code	1 piece	1 piece	unit
				€	kg	pc.
	4	EM/S 3.16.1	2CDG110148R0011		0.2	1



ZS/S 1.1

Meter Interface Module, MDRC

It records consumption and measured values of the electrical energy consumption meters. Using an infra-red interface, the ABB energy meter types of the A- and B-series are incorporated. The information and data which is read can be used, for example, for cost centre accounting, energy optimisation, monitoring of installations and visualisation.

The following values are available (depending on the meter type):

Meter reading		Currents	L1, L2, L3, N
Active energy	Tariff 1-4, total	Phase angle voltage	L1, L2, L3, total
Reactive energy	Tariff 1-4, total	Phase angle current	L1, L2, L3, total
		Quadrant	L1, L2, L3, total
Power values		Mains frequency	
Active power	L1, L2, L3, total		
Reactive power	L1, L2, L3, total	Other	
Apparent power	L1, L2, L3, total	Transformer ratio	Read CT and VT
Phase angle power	L1, L2, L3, total	Power failures	Send and delete
Power factor	L1, L2, L3, total	Tariffs	Read and changeover
		Status information	Send and read
Instrument values		Communication monitoring	
Voltages	L1-N, L2-N, L3-N, L1-L2, L2-L3, L1-L3	Intermediate meter	Read and reset

Description	Mod. width	Order details		Price	Weight	Pack
		Type code	Order code	1 piece	1 piece	unit
				€	kg	pc.
	2	ZS/S 1.1	2CDG110083R0011		0.13	1

Energy Management

ABB EQmatic

With the new ABB EQmatic series, ABB offers a solution for storing, displaying and analyzing the consumption data of electricity, gas, water and heat meters. Thus, energy flows and costs in the building can be monitored and made transparent.

User interface offers helpful features

The commissioning, evaluation and analysis of the data are carried out via the web-based graphical user interface. For a detailed monitoring the devices offer several analysis functions such as historical data analysis, benchmark functions, cost analysis, instantaneous values etc.

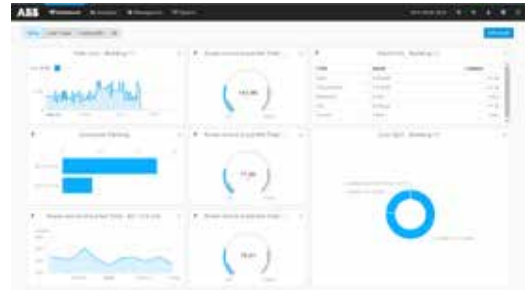
Increased Energy efficiency

This serves to increase energy efficiency and as a basis for further operational optimizations, based on the energy management standard ISO 50001.

High flexibility

Various export functions such as scheduled reports via FTP or E-Mail are available for further data processing.

The data sharing options via Modbus TCP and API allow the integration into supervisory systems.



Intuitive web-based user-interface to access meters easily. It can be flexibly configured to meet specific demands. For a quick overview, metering data and analytic charts can be individually configured and arranged here.



ABB i-bus® KNX Energy Management



QA/S 1.16.1

Energy Analyzer, KNX, 16 Devices, MDRC

Compact and web-based stand-alone device for energy management applications. For monitoring, logging, displaying and analyzing consumption data of up to 16 electricity, gas, water or heat meters via KNX TP. In addition measured values such as temperature, humidity, etc. can be processed and displayed. The alarm function allows early warning (e.g. via E-mail) if any value exceeds defined limits. The user interface provides graphical analysis functions, e.g. dashboard, historical data, instantaneous values, benchmark functions, cost allocation according to consumer groups and more. In order to increase energy efficiency, defined loads can be selectively switched off with the load control function if they exceed a configurable load limit. For further processing data can be exported cyclically (e.g. every month) via E-mail or upload to FTP server. Several data sharing options (e.g. Modbus TCP, Rest API) allow the communication with other systems.

Description	Mod. width	Order details		Price	Weight	Pack
		Type code	Order code	1 piece	1 piece	unit
	4	QA/S 1.16.1	2CDG110224R0011		kg	pc.
					0.19	1

ABB i-bus® KNX Energy Management



QA/S 3.16.1

Energy Analyzer, M-Bus, MDRC*

Compact and web-based stand-alone devices for energy management applications. For monitoring, logging, displaying and analyzing consumption data of up to 16 or 64 electricity, gas, water or heat meters via M-Bus. Automatic detection for ABB EQ meters (A/B-Series). Access to the device via web browser. The user interface provides graphical analysis functions, e.g. dashboard, historical data, instantaneous values, benchmark functions, cost allocation according to consumer groups and more. For further processing data can be exported cyclically (e.g. every month) via E-mail or upload to FTP server. Several data sharing options (e.g. Modbus TCP, Rest API) allow the communication with other systems.

* Pure M-Bus Master, no data routing from M-Bus to KNX

Description	Mod. width	Order details		Price	Weight	Pack
		Type code	Order code	1 piece	1 piece	unit
				€	kg	pc.
M-bus, 16 Devices	4	QA/S 3.16.1	2CDG110226R0011		0.15	1
M-bus, 64 Devices	4	QA/S 3.64.1	2CDG110227R0011		0.15	1



QA/S 3.64.1

Energy Analyzer, Modbus, MDRC*

Compact and web-based stand-alone devices for energy management applications. For monitoring, logging, displaying and analyzing consumption data of up to 16 or 64 electricity, gas, water or heat meters via Modbus RTU. Automatic detection for ABB EQ meters (A/B-Series). Access to the device via web browser. The user interface provides graphical analysis functions, e.g. dashboard, historical data, instantaneous values, benchmark functions, cost allocation according to consumer groups and more. For further processing data can be exported cyclically (e.g. every month) via E-mail or upload to FTP server. Several data sharing options (e.g. Modbus TCP, Rest API) allow the communication with other systems.

* Pure Modbus RTU Master, no data routing from Modbus RTU to KNX

Description	Mod. width	Order details		Price	Weight	Pack
		Type code	Order code	1 piece	1 piece	unit
				€	kg	pc.
Modbus RTU, 16 Devices	4	QA/S 4.16.1	2CDG110228R0011		0.15	1
Modbus RTU, 64 Devices	4	QA/S 4.64.1	2CDG110229R0011		0.15	1



QA/S 4.16.1



QA/S 4.64.1

ABB i-bus® KNX

Safety and Monitoring



SMB/S 1.1

Fault Monitoring Unit, MDRC

It is used to detect and manage up to 100 fault messages which are processed within the unit and can be forwarded to a display unit. Furthermore, an optical and an acoustic collective status signal is provided. Messages can be acknowledged and data losses can be reported.

The devices support message formats to DIN 19 235: messages with continuous lighting, new value messages with simple flashing light, initial value messages with simple acknowledgement, motor messages. Current values can be centrally scanned.

Description	Mod. width	Order details		Price	Weight	Pack
		Type code	Order code	1 piece	1 piece	unit
				€	kg	pc.
	2	SMB/S 1.1	GHQ6310085R0111		0.12	1



EUB/S 1.1

EIB Monitoring Unit, MDRC

Monitors up to 100 bus devices in KNX systems, which can be divided into 5 groups. The devices are monitored to ensure their presence and minimum functionality (send and receive). Monitoring can be undertaken based on the physical address or the group address. A total of four different monitoring modes are available. No additional power supply required, the device is powered from KNX bus.

Description	Mod. width	Order details		Price	Weight	Pack
		Type code	Order code	1 piece	1 piece	unit
				€	kg	pc.
	2	EUB/S 1.1	2CDG110066R0011		0.12	1



BDB/S 1.1

Data Logging Unit, MDRC

It detects local operation cycles and operating hours to plan the maintenance or durability evaluation of the devices. For each of the 35 channels to be monitored, limit values can be set and a message sent if this limit is exceeded. The logging of operating hours can be predetermined for the total or remaining time. These values can be modified via communication objects. No additional power supply required, the device is powered from KNX bus.

Description	Mod. width	Order details		Price	Weight	Pack
		Type code	Order code	1 piece	1 piece	unit
				€	kg	pc.
	2	BDB/S 1.1	2CDG110067R0011		0.12	1

ABB i-bus® KNX

Security – Alarm System KNX



The compact solution for security applications – the Security Terminals

The Security Terminal provides a compact security solution for KNX applications for detection and signalling of intrusion, personal attack and technical hazards. They are used as the interface between the security technology sensors and KNX.

Depending on the configuration, the devices feature 2, 4 or 8 inputs – so-called detector circuits or zones. They are used for monitoring connected passive detectors (e.g. magnetic contacts, glass break sensors, etc.) to the ABB i-bus® KNX as well as for connection of floating contacts in applications with enhanced security requirements.

Through the connection of security technology and KNX, the detectors employed can, in addition to the security functions, also be used for heating control (e.g. window contact signal for control of the heating valve) or lighting control (e.g. central switch off of the lighting when the alarm logic is set).

The Security Terminals can be used as autonomous systems with the integrated alarm logic, in conjunction with the Security Module SCM/S or with an Intrusion Alarm Panel.



The application program offers several functions for security applications, such as

- Direct and delayed setting
- Internal setting with occupancy and external setting when absent
- Setting of the connected detector types
- Reset input and setting input
- Detector monitoring
- Zones (detector circuits) can be switched off
- Different types of alarms
- Setting for freely programmable relay outputs, e.g. for direct control of signalling devices.

	Standard Security			
	MT/U 2.12.2	MT/S 4.12.2M	MT/S 8.12.2M	SCM/S 1.1
General				
Supply voltage	KNX	KNX	KNX	KNX
Auxiliary power supply	12 V DC	12 V DC	12 V DC	–
Type of installation	FM	DIN-Rail	DIN-Rail	DIN-Rail
Module width (18 mm)	–	4	4	2
Inputs (extendable via bus)	2	4	8	0 (64)
Outputs	2 x Relais	3 x Relais	3 x Relais	1 x Relais
Functions				
Connection of conventional security sensors/devices	■	■	■	–
Connection of 4-wired security bus sensors/devices	–	–	–	–
Event log	–	–	–	■ (250)
Remote alarming	Optional via KNX	Optional via KNX	Optional via KNX	Optional via KNX
Back-up power supply				
Optional via NTU/S 12.2000.1 and SU/S 30.640.2	■	■	■	–
Optional via SU/S 30.640.2	–	–	–	■
Integrated back-up power	–	–	–	–
Certifications				
VdS	–	–	–	–
EN 50 131/IEC 62 642	–	–	–	–
Commissioning and diagnostic functions				
Commissioning and diagnostic via webserver	–	–	–	–

■ = Function is supported

– = Function is not supported

ABB i-bus® KNX

Security – Alarm System KNX



SCM/S 1.1

Security Module, MDRC

The module provides the necessary logic functions to link the various KNX devices (e.g. zone terminals) to a security system. Up to 64 different zones can be evaluated via communication objects. Arming, operation and display are also implemented using communication objects. The device has a freely programmable relay output for connection of a signal encoder. An uninterruptable KNX power supply with battery back-up is recommended for security function buffering on mains failure.

Description	Mod. width	Order details		Price	Weight	Pack
		Type code	Order code	1 piece	1 piece	unit
				€	kg	pc.
	2	SCM/S 1.1	2CDG110024R0011		0.13	1



MT/S 8.12.2M

Security Terminal

They are used as the interface between the security technology sensors and the KNX. The device features inputs, so-called zones. They are used for monitoring connected passive detectors, e.g. magnetic contacts and/or glass break sensors on the ABB i-bus® KNX and/or for connection of floating contacts in applications with enhanced security requirements. The device can be used as a system with autonomous alarm logic or in combination with the Security Module SCM/S or an Intrusion Alarm Panel. The device requires an external 12 V DC SELV auxiliary power supply, (e.g. NTU/S 12.2000.1).

Description	Mod. width	Order details		Price	Weight	Pack
		Type code	Order code	1 piece	1 piece	unit
				€	kg	pc.
4-fold, MDRC	4	MT/S 4.12.2M	2CDG110109R0011		0.19	1
8-fold, MDRC	4	MT/S 8.12.2M	2CDG110110R0011		0.19	1
2-fold, FM	–	MT/U 2.12.2	2CDG110111R0011		0.08	1

ABB i-bus® KNX

Security – Components



SAK17

Sealed Lead Acid Battery, 12 V DC, 18 Ah

Sealed lead acid battery for power backup in connection with a uninterruptible power supply or security system.

Description	Mod. width	Order details		Price	Weight	Pack
		Type code	Order code	1 piece	1 piece	unit
				€	kg	pc.
	–	SAK17	GHV9240001V0013		6.487	1



MRS/W

Magnet Reed Contact Set

For opening surveillance of windows and doors, complete for bolting or drilling. Contents: 1 magnet, 1 reed contact with 4.0 m connection cable LIYY 4 x 0.14 mm², 2 housings, 2 spacer plates, 2 flanges and 4 anti-magnetic fixing screws. VdS class B.

Description	Mod. width	Order details		Price	Weight	Pack
		Type code	Order code	1 piece	1 piece	unit
				€	kg	pc.
white	–	MRS/W	GHQ3201972R0001		0.1	1
Saver Set (20 pcs.), white	–	VMRS/W	GHQ3201972R0011		1.99	1



MC-C 1.1

Rolling Door Reed Contact

The Rolling Door Reed Contact Set is mounted mainly on rolling, sliding, and tilting doors. The contact housing is mounted on the ground (a flat support surface is required). Only screws made of anti-magnetic material may be used for mounting. Due to the weatherproof and mechanically stable design of the contact housing, the circuit is mostly protected against damage when rubber-tired vehicles drive over it. The 4-wire cable is protected by a plastic-coated metal hose.

Description	Mod. width	Order details		Price	Weight	Pack
		Type code	Order code	1 piece	1 piece	unit
				€	kg	pc.
VdS Class B, EN Grade 2	–	MC-C1.1	2CDG250006R0011		0.3	1



SPGS/W

Passive Glass Break Sensor

For opening surveillance of windows and doors, complete for bolting or drilling. VdS class B.

Description	Mod. width	Order details		Price	Weight	Pack
		Type code	Order code	1 piece	1 piece	unit
				€	kg	pc.
white	–	SPGS/W	GHV9220004V0009		0.11	1

ABB i-bus® KNX

Security – Components



WRK/W

Lock Bolt Switching Contact with Connection Cable

For installation in the strike plate, for lock monitoring on doors. Water-tight IP 67, with 2.5 m connection cable LIYY 3 x 0.14 mm². VdS class C.

Description	Mod. width	Order details		Price	Weight	Pack
		Type code	Order code	1 piece	1 piece	unit
				€	kg	pc.
		–	WRK/W	2CDG250003R0011	0.03	1



TD-C 1.1

Gas Detector with Relay Contact

The Gas Detector is used for monitoring gas leakage of domestic and commercial rooms. It detects gases like propane, methane and butane as well als acetylene, city gas and natural gas. The detector can be connected to ABB intrusion and fire alarm control panels, as well as ABB i-bus® binary inputs via a potential-free relay contact. Suitable as a stand-alone device. An external power supply with 12-24 V DC is required.

Description	Mod. width	Order details		Price	Weight	Pack
		Type code	Order code	1 piece	1 piece	unit
				€	kg	pc.
		–	TD-C 1.1	2CDG220023R0011	0.167	1



SWM 4

Water Detector for Detector Groups

A resin-encapsulated water detector with gold-plated Termipoint pins, detects water ingress, e.g., pipe fractures, ingress of groundwater and sewage, water damage caused by washing machines and dishwashers etc. before the damage becomes too expensive.

For operation directly on detector circuits of intrusion alarm panels or security terminals.

Description	Mod. width	Order details		Price	Weight	Pack
		Type code	Order code	1 piece	1 piece	unit
				€	kg	pc.
		–	SWM 4	GHQ4030001R0004	0.16	1



SWM 4/RN

Water Detector with Relay, 12 V

Features a potential free changeover contact output, an LED parallel output and a LED display. The detector resets itself automatically when the affected area dries out. The device draws its power from an external 10 ... 23 V DC voltage source.

Description	Mod. width	Order details		Price	Weight	Pack
		Type code	Order code	1 piece	1 piece	unit
				€	kg	pc.
		–	SWM4/RN	GHQ4030001R0012	0.23	1



6833/01-84-500

Busch-Smoke Alarm® ProfessionalLine

For early detection of smouldering fires and open fires with smoke development indoors according to the photooptical measurement principle (Tyndall). With installed Lithium battery. Battery life min. 10 years. With test button and muting. Can be networked with up to 12 detectors using the radio module. Can be networked via 2-wire twisted pair cable with up to 12 detectors. Acoustic alarm: installed horn (85 dBA). Cyclic functional test. Including attachment material – VdS certified. Conform to EN 14604 studio white.

Description	Mod. width	Order details		Price	Weight	Pack
		Type code	Order code	1 piece	1 piece	unit
				€	kg	pc.
Not networkable	–	6833-84-500	2CKA006800A2720		0.154	1
Networkable	–	6833/01-84-500	2CKA006800A2721		0.268	1



6827-84

Busch-Smoke Alarm® Radio Module

For wireless networking of multiple Busch smoke alarms® / heat alarms. With installed Lithium battery. Battery life min. 10 years. Radio frequency: 868 MHz. Range: max. 100 m outdoors, max. 30 m indoors.

Description	Mod. width	Order details		Price	Weight	Pack
		Type code	Order code	1 piece	1 piece	unit
				€	kg	pc.
	–	6828	2CKA006800A2514		0.268	1



6829-84

Busch-Smoke Alarm® Relay

For connecting external systems, e.g. KNX. Relay contact, floating changeover contact 230 V~ max. 5 A. Cable connection: up to 2 x 2 x 1.5 mm². With installed radio module. Rated voltage: 230 V~.

Description	Mod. width	Order details		Price	Weight	Pack
		Type code	Order code	1 piece	1 piece	unit
				€	kg	pc.
studio white	–	6829-84	2CKA006800A2515		0.268	1



SSS

Indoor Siren, 12 V DC

Electronic solid-state siren with intermittent tone for alarm purposes in indoor installations. External dimensions: ø x H = 90 x 37 mm.

Description	Mod. width	Order details		Price	Weight	Pack
		Type code	Order code	1 piece	1 piece	unit
				€	kg	pc.
	–	SSS	GHV9270001V0001		0.17	1

ABB i-bus® KNX

Security – Components



SSF/GB

Siren with Strobe

An aluminium protective housing with additional protective enamel coating. Protected against sabotage by a case tamper contact. The alarm inputs are wired onto a terminal strip. With fixing screw (M4) for potential equalization on the base.

Dimensions: H x W x D = 258 x 205 x 88 mm; Color: RAL 9002 Environmental class III to VdS.

Description	Mod. width	Order details		Price	Weight	Pack unit
		Type code	Order code	1 piece	1 piece	
				€	kg	pc.
	-	SSF/GB	GHQ3050018R0001		1.81	1

Bright prospects for all

We bring energy to buildings and the people within them – whether these are modern single residential units, all kinds of hotels or ground-breaking industrial buildings. For us, power is more than just what comes from the wire. Why? Because it forms the basis of a comfortable life. As a result, we are constantly improving every little detail, looking for the most userfriendly solution and bringing people and technology together. That's what our large company is all about – we do everything to give you the freedom of choice.

A vision for the perfect building

What's key is the synergy created in the building as a whole. It starts with the power that's created using renewable sources of energy, which then feeds into the things that this power can do for the people within – from the infrastructure in the buildings right through to the emotional experience of the occupants, from the lowest parking level right through to the most exquisite pent-house suite. Only when everything intertwines are values created, which you can experience with all your senses.

Building automation from ABB governed by our core values

All ABB solutions are checked against the six core values and constantly improved until they meet the very highest requirements in terms of technology, management and the guests.





Economic efficiency

A hotel building is for the people within. This is the only way to measure the value of what's inside. Every day, development gives rise to performance.

Safety

The building automation technology can't take a break. With a complete system, the management can count on it as a whole – and on the fact that everything is functioning safely.

Energy efficiency

You need energy for absolutely anything you wish to accomplish. That's why, for ABB, it is crucial to never waste energy and to make the most of it at the same time.

Durability

The future always comes quicker than you think. It must be easy to upgrade the technology. The new fits perfectly with what is already there.

Design

Hotels are more than just buildings. They shape the city and are sometimes a key part of the skyline. The aesthetics count – from the largest detail right down to the smallest.

Sustainability

A safe future starts today with technologies which combine all energy-saving capabilities with quality of life.

ABB i-bus® KNX

Guest Room Management

Room Outdoor Sensor with Bus Coupler, FM

Ordering possible only in connection with the design ID. The icons and/or texts are configured by means of a web configuration tool. Freely programmable function "Do not disturb", "Bell" and "Make up room". Push switch function: switching / dimming / blind / sending values / scenes etc. Support of KNX functions through innovative colour concept (yellow=lighting, blue=blind, orange=RTC, magenta=scene and white=neutral/no function assigned) or standard illumination red/green. With integrated KNX bus coupler. With integrated temperature sensor and proximity function. The bus connection is provided via the enclosed bus terminal.



TA/U3.1.1-CG

Description	Standard Design ID	Order details		Price 1 piece	Dimensions mm	Pack unit pc.
		Type code	Order code			
Standard customization ¹⁾	Go to configurator	TA/U3.1.1-CG	2CKA006300A1549		86x86	1
Premium customization ¹⁾	Go to configurator	TA/U3-CG	2CKA006300A1646		86x86	1



TA/U3.2.1-CG

Description	Standard Design ID	Order details		Price 1 piece	Dimensions mm	Pack unit pc.
		Type code	Order code			
Standard customization ¹⁾	Go to configurator	TA/U3.2.1-CG	2CKA006300A1585		86x115	1
Premium customization ¹⁾	Go to configurator	TA/U3-CG	2CKA006300A1646		86x115	1



TA/U3.3.1-CG

Description	Standard Design ID	Order details		Price 1 piece	Dimensions mm	Pack unit pc.
		Type code	Order code			
Standard customization ¹⁾	Go to configurator	TA/U3.3.1-CG	2CKA006300A1597		115x86	1
Premium customization ¹⁾	Go to configurator	TA/U3-CG	2CKA006300A1646		115x86	1

¹⁾ The individual design can be selected via the website:

URL: <https://tacteo-configurator.eu.mybuildings.abb.com/>



TSN/U.2.1-CG

Room Outdoor Sensor with Room Number and Bus Coupler, FM

Ordering possible only in connection with the design ID. The icons and/or texts are configured by means of a web configuration tool. Freely programmable function "Do not disturb", "Bell" and "Make up room". With backlit room number. Push switch function: switching / dimming / blind / sending values / scenes etc. Support of KNX functions through innovative colour concept (yellow=lighting, blue=blind, orange=RTC, magenta=scene and white=neutral/no function assigned) or standard illumination red/green. With integrated KNX bus coupler. The bus connection is provided via the enclosed bus terminal. The device requires a 12...24 V AC/DC external power supply to ensure its operation even with bus voltage failure.

Description	Standard Design ID	Order details		Price 1 piece	Dimensions mm	Pack unit pc.
		Type code	Order code			
Standard customization ¹⁾	Go to configurator	TSN/U.2.1-CG	2CKA006300A1603		86x157	1
Premium customization ¹⁾	Go to configurator	TSN/U-CG	2CKA006300A1653		86x157	1



TP/T 1

USB Programmer - MIFARE

USB programmer for programming MIFARE transponder cards for tacteo access control range. The USB programmer has to be connected to the PC using the USB cable provided with the USB programmer. Cards programming has to be performed, using USB programmer, with ABB RoomGuard Software.

Description	Mod. width	Order details		Price 1 piece	Weight 1 piece	Pack unit pc.
		Type code	Order code			
	-	TP/T 1	2CSY289621R3801		0.08	1



TZE/U.0.2-CK

Removal protection for access control devices for squared, horizontal and room number glass versions

Prevents the disassembly of ABB tacteo® card holders, card readers and external room sensors with/without card readers and room numbers.

Description	Mod. width	Order details		Price 1 piece	Weight 1 piece	Pack unit pc.
		Type code	Order code			
	-	TZE/U.0.2-CK	2CSY245271S3601			



TZE/U.0.3-CK

Removal protection for access control devices for vertical glass versions

Prevents the dismantling of ABB tacteo® card holders, card readers and external room sensors with/without card readers and room numbers.


Description	Mod. width	Order details		Price 1 piece	Weight 1 piece	Pack unit pc.
		Type code	Order code			
	-	TZE/U.0.3-CK	2CSY233741S3611			

¹⁾ The individual design can be selected via the website:

URL: <https://tacteo-configurator.eu.mybuildings.abb.com/>

ABB i-bus® KNX

Guest Room Management



TR/U 1.1

Transponder Reader, MIFARE

The “transponder reader” is a flush-mounting device for British Standard wall boxes, designed to realize access control systems with a communication support based on KNX bus. It is equipped with one relay (4A @24 V AC/DC) and one input to be used for connecting external conventional card-holder (e.g. Millenium wiring accessories card-holder). The output can be programmed in three different ways: “Linked to access control”, receiving in this case switching commands from the device itself (according to transponder card validation); being a standard KNX Switch actuator output, able to be controlled by every KNX standard devices; “linked to card-holder”, that means that the relay is switched according to closing/opening internal input contact available on transponder reader. The bicolor (red-green) LED placed on the front of the device allow you to monitor device operation and can be also switched ON/OFF in the proper color according to KNX telegram (for example for DND/MUR purposes). The transponder reader can be configured with MiniMAC software (will be discontinued) or RoomGuard Software in order to behave as transponder programming device. The transponder reader requires a 12...24 V AC/DC external power supply to ensure its operation even with bus voltage failure.

Description	Mod. width	Order details		Price	Weight	Pack
		Type code	Order code	1 piece	1 piece	unit
				€	kg	pc.
	–	TR/U 1.1	2CSY235683R2001		0.050	1



TH/U 1.1

Transponder Holder, MIFARE

The “transponder holder” is a flush-mounting device for British Standard wall boxes, designed to realize access control systems with a communication support based on KNX bus. It is equipped with one relay (4 A @24 V AC/DC) and one binary input to be used for connecting external conventional push-button for switch, dimmer and shutter functionalities, or for example for connecting window contact or similar.

The output can be programmed as “Linked to access control”, receiving in this case switching commands from the device itself (according to card insertion/removal); or being a standard KNX Switch actuator output, able to be controlled by every KNX-standard devices. The bicolor (red-green) LED placed on the front of the device allow you to monitor device operation and can be also switched ON/OFF in the proper color according to KNX.

The transponder reader requires a 12...24 V AC/DC external power supply to ensure its operation even with bus voltage failure.

The transponder reader is available for ABB Millenium wiring accessories range.

Description	Mod. width	Order details		Price	Weight	Pack
		Type code	Order code	1 piece	1 piece	unit
				€	kg	pc.
	–	TH/U 1.1	2CSY265232R2021		0.018	1

³⁾ The individual design can be selected via the website:

URL: <https://tacteo-configurator.eu.mybuildings.abb.com/>



TR/U 1.1.CH

Transponder Reader, Chiara 2 modules

The “transponder reader” is a flush-mounting device, designed to realize access control systems with a communication support based on KNX bus. It is equipped with one relay (4 A @24 V AC/DC) and one input to be used for connecting external conventional card-holder (e.g. Chiara wiring accessories card-holder).

The output can be programmed in three different ways: “Linked to access control”, receiving in this case switching commands from the device itself (according to transponder card validation); being a standard KNX Switch actuator output, able to be controlled by every KNX-standard devices; “linked to card-holder”, that means that the relay is switched according to closing/opening internal input contact available on transponder reader.

The bicolor (red-green) LED placed on the front of the device allow you to monitor device operation and can be also switched ON/OFF in the proper color according to KNX telegram (for example for DND/MUR purposes).

The transponder reader requires a 12...24 V AC/DC external power supply to ensure its operation even with bus voltage failure.

The transponder reader is available for ABB Chiara wiring accessories range.

Description	Mod. width	Order details		Price	Weight	Pack
		Type code	Order code	1 piece	1 piece	unit
					kg	pc.
	–	TR/U 1.1.CH	2CSK289601R1902			1



TH/U 1.1.CH

Transponder Holder, Chiara 2 modules

The “transponder holder” is a flush-mounting device for British Standard wall boxes, designed to realize access control systems with a communication support based on KNX bus. It is equipped with one relay (4 A @24 V AC/DC) and one binary input to be used for connecting external conventional push-button for switch, dimmer and shutter functionalities, or for example for connecting window contact or similar.

The output can be programmed as “Linked to access control”, receiving in this case switching commands from the device itself (according to card insertion/removal); or being a standard KNX Switch actuator output, able to be controlled by every KNX-standard devices. The bicolor (red-green) LED placed on the front of the device allow you to monitor device operation and can be also switched ON/OFF in the proper color according to KNX.

The transponder reader requires a 12...24 V AC/DC external power supply to ensure its operation even with bus voltage failure.

The transponder reader is available for ABB Chiara wiring accessories range.

Description	Mod. width	Order details		Price	Weight	Pack
		Type code	Order code	1 piece	1 piece	unit
					kg	pc.
	–	TH/U 1.1.CH	2CSK202481R1922			1

ABB i-bus® KNX

Guest Room Management



TS/T 1
TS/T 1.1

Set of Transponder Cards for Millenium, Chiara 2 modules and tacteo design programs

The transponder card uses passive transponder technology operating in radio frequency (MIFARE technology), without the need for contact between the reader and the card itself. The transponder card is read by swiping it in front of the reader at a maximum distance of 20 mm (can be reduced according to installation environment).

Description	Mod. width	Order details		Price	Weight	Pack unit
		Type code	Order code	1 piece	1 piece	
			€	kg	pc.	
10 transponder cards	-	TS/T 1	2CSY259412R2041		0.02	1
1000 transponder cards	-	TS/T 1.1	2CSY232175R2041		1	1



CH/T 2
CH/T 2.1

Set of 5 Transponder Cards for Chiara and Zenit design programs

The transponder card uses passive transponder technology operating in radio frequency, without the need for contact between the reader and the card itself. The transponder card is read by swiping it in front of the reader at a maximum distance of 20 mm.

Description	Mod. width	Order details		Price	Weight	Pack unit
		Type code	Order code	1 piece	1 piece	
			€	kg	pc.	
5 transponder cards	-	CH/T 2	2CSKK5400C		0.005	1
1000 transponder cards	-	CH/T 2.1	2CSY289611R1941		1	1



LT/U 1.1.CH

Transponder Reader, Chiara

The transponder reader is used for access control in the hotel, residential and commercial sectors (office buildings, business centers, laboratories, etc.). The device is equipped with two bistable relays (8 A, 250 V AC), one of which can be assigned to control electronic lock, and three voltage-free, non-optically insulated inputs; the 5-V DC scanning voltage is available on the COM terminal.

The transponder reader requires a 10...32 V DC/12...24 V AC external power supply to ensure its operation even with bus voltage failure.

Description	Mod. width	Order details		Price	Weight	Pack unit
		Type code	Order code	1 piece	1 piece	
			€	kg	pc.	
white	-	LT/U 1.1.CH	2CSKK5000C		0.05	1



PTI/U 1.1.CH

Transponder Holder, Chiara

The transponder holder is equipped with a slot into which the transponder card is inserted. In a hotel application, this allows occupancy recognition and notification at the supervisory level (e.g. on the front desk computer).

Moreover, room status information can be managed by using special cards (minibar status, maintenance status, usability).

The device is equipped with 2 bistable relays (8 A, 250 V AC) and 3 voltage-free, non-optically insulated inputs; the 5-V DC scanning voltage is available on the COM terminal.

The transponder pocket requires a 10...32 V DC/12...24 V AC external power supply to ensure its operation even with bus voltage failure.

Description	Mod. width	Order details		Price	Weight	Pack
		Type code	Order code	1 piece	1 piece	unit
				€	kg	pc.
white	-	PTI/U 1.1.CH	2CSKK5200C		0.05	1



PRT/U 1.1.CH

Transponder Programming Device, Chiara

The device allows the programming of transponder cards.

The device is equipped with 2 bistable relays (8 A, 250 V AC) and 3 voltage-free non-optically insulated inputs; 5 V DC scanning voltage is available on the COM terminal.

The transponder programmer requires a 10...32 V DC/12...24 V AC external power supply to ensure its operation even with bus voltage failure.

Description	Mod. width	Order details		Price	Weight	Pack
		Type code	Order code	1 piece	1 piece	unit
				€	kg	pc.
white	-	PRT/U 1.1.CH	2CSKK5300C		0.05	1

ABB i-bus® KNX

Guest Room Management



RoomGuard software

RoomGuard software

NEW

RoomGuard software for configuration and supervision of ABB Access Control range; Tacteo, Millenium, Zenit and Chiara.

RoomGuard is a web-based scalable solution (licensing model based on number of rooms) accessible by any browser providing greater accessibility for hotel and maintenance staff. Main features and functionality include: Access control (management of keys, groups, time bands and staff cards, definition of access to common areas, and more), room state monitoring, guest check in/check out, front desk room load monitoring, management of guest and employee databases, Occupancy and access records and statistics, front desk management of room climate, and maintenance and diagnostics. RoomGuard features an intuitive and easy to use interface, with straightforward installation and configuration, seamless integration with building automation and third-party software integration. RoomGuard software replaces MiniMAC software.

Description	Mod. width	Order details		Price	Weight	Pack unit
		Type code	Order code	1 piece	1 piece	
				€	kg	pc.
RoomGuard software, 10 readers/rooms	–	RoomGuard-10	2CSY247450R0010	–	–	1
RoomGuard software, 20 readers/rooms	–	RoomGuard-20	2CSY244490R0020	–	–	1
RoomGuard software, 50 readers/rooms	–	RoomGuard-50	2CSY249580R0050	–	–	1
RoomGuard software, 100 readers/rooms	–	RoomGuard-100	2CSY242150R0100	–	–	1
RoomGuard software, 200 readers/rooms	–	RoomGuard-200	2CSY247240R0200	–	–	1
RoomGuard software, PMS interface	–	RoomGuard-PMS	2CSY244280R0999	–	–	1

ABB i-bus® KNX

User Operation – Design Ranges –
Unique diversity of the range

01



02



03



04



05



06



07



08



09



10



11



- 01 tacteo
- 02 ABB Tenton®
- 03 carat®
- 04 pure stainless steel
- 05 Busch-axcent®
- 06 future® linear

- 07 Millenium*
- 08 Zenit for VDE/NEMA markets
- 09 Busch-priOn®
- 10 ABB Trevion®
- 11 Bus Coupling Unit –
for conventional Busch-Jaeger series**

Further information regarding the ABB switch ranges are available on <https://new.abb.com/low-voltage/products/residential-products/switch-ranges>






* Millenium and Zenit series are only available in selected markets.

** Busch-Jaeger switch ranges only available for selected markets. For further information please contact your local ABB office.

ABB i-bus® KNX

User Operation – Design Ranges – Functional Overview

Program	Busch-priOn® suitable for KNX bus coupler 6120/12-101 or 6120/13 (depending on the specific combination)		
			
	6340-xx-101 1/2 gang	6341-xx-101 rotary control element	6342-xx-101 3/6 gang
KNX function			
Switching, rocker switch total	■	-	■
Switching, rocker switch left/right	■	■	■
Dimming, rocker switch total	■	-	■
Dimming, rocker switch left/right	■	-	■
Blind, rocker switch total	■	-	■
Blind, rocker switch total left/right	■	■	■
Short-long operation, rocker switch left/right	■	-	■
Value sender, rocker switch total	■	-	■
Value sender, rocker switch left/right	■	-	■
Value dimming sensor, rocker switch total	■	■	■
Red/green LED status illumination (red/green/off)	-	-	-
RGB LED function illumination + status illumination	1 LED per rocker switch	1 LED per button	1 LED per rocker switch
Setting the RTC operating mode	■	-	■
Value sender, 2 objects, rocker switch left/right	■	-	■
Light scene extension unit with light scene memory function	■	-	■
Level switch, rocker switch total	■	-	■
Level switch, rocker switch total left/right	■	-	■
Multiple operation, rocker switch left/right	■	-	■
IR remote control channels (up to 13 channels)	-	-	-
Light scene unit (8 scenes for up to 8 actuators)	-	-	-
Light scene unit (10 scenes for up to 10 actuators)	-	-	-
Programmable shift key	-	-	-
Proximity function	-	-	-
Room temperature controller only			
Temperature reading	-	-	-
RTC settings	-	-	-
Illuminated display	-	-	-
Fan coil operation for heating and cooling	-	-	-
Media box/CD/DVD/radio			
Short-time timer	-	-	-
Weekly timer	-	-	-
Alarm clock	-	-	-
Messages	-	-	-
Screen saver	-	-	-
Display text/value	-	-	-
Device lock	-	-	-
Logic function (including light scenes)	■	■	■
Busch-Watchdog 4 channels	-	-	-

■ = Function is supported

- = Function is not supported

Program



6345-xx-101



6351-825-101 end strip top with information display, room temperature controller, IR receiver and proximity sensor + 6342-xx-101 3/6 gang

KNX function

Switching, rocker switch total	-	■
Switching, rocker switch left/right	-	■
Dimming, rocker switch total	-	■
Dimming, rocker switch left/right	-	■
Blind, rocker switch total	-	■
Blind, rocker switch total left/right	-	■
Short-long operation, rocker switch left/right	-	■
Value sender, rocker switch total	-	■
Value sender, rocker switch left/right	-	■
Value dimming sensor, rocker switch total	-	■
Red/green LED status illumination (red/green/off)	-	-
RGB LED function illumination + status illumination	-	1 LED per rocker switch
Setting the RTC operating mode	-	■
Value sender, 2 objects, rocker switch left/right	-	■
Light scene extension unit with light scene memory function	-	■
Level switch, rocker switch total	-	■
Level switch, rocker switch total left/right	-	■
Multiple operation, rocker switch left/right	-	■
IR remote control channels (up to 13 channels)	-	■
Light scene unit (8 scenes for up to 8 actuators)	-	-
Light scene unit (10 scenes for up to 10 actuators)	-	-
Programmable shift key	-	-
Proximity function	-	■

Room temperature controller only

Temperature reading	-	-
RTC settings	-	■
Illuminated display	-	■
Fan coil operation for heating and cooling	-	■

Media box/CD/DVD/radio	-	-
Short-time timer	-	-
Weekly timer	-	-
Alarm clock	-	-
Messages	-	-
Screen saver	-	-
Display text/value	-	■
Device lock	-	-

Logic function (including light scenes)	■	■
---	---	---

Busch-Watchdog 4 channels	■	-
---------------------------	---	---

— = Function is supported

- = Function is not supported




ABB i-bus® KNX

User Operation – Design Ranges – Functional Overview

Program	Busch-priOn® suitable for KNX bus coupler 6120/12-101 or 6120/13 (depending on the specific combination)	
	6350-825-101 end strip top with IR receiver and proximity sensor	6352-xx-101 end strip bottom with temperature sensor
KNX function		
Switching, rocker switch total	-	-
Switching, rocker switch left/right	-	-
Dimming, rocker switch total	-	-
Dimming, rocker switch left/right	-	-
Blind, rocker switch total	-	-
Blind, rocker switch total left/right	-	-
Short-long operation, rocker switch left/right	-	-
Value sender, rocker switch total	-	-
Value sender, rocker switch left/right	-	-
Value dimming sensor, rocker switch total	-	-
Red/green LED status illumination (red/green/off)	-	-
RGB LED function illumination + status illumination	-	-
Setting the RTC operating mode	-	-
Value sender, 2 objects, rocker switch left/right	-	-
Light scene extension unit with light scene memory function	-	-
Level switch, rocker switch total	-	-
Level switch, rocker switch total left/right	-	-
Multiple operation, rocker switch left/right	-	-
IR remote control channels (up to 13 channels)	■	-
Light scene unit (8 scenes for up to 8 actuators)	-	-
Light scene unit (10 scenes for up to 10 actuators)	-	-
Programmable shift key	-	-
Proximity function	■	-
Room temperature controller only		
Temperature reading	-	■
RTC settings	-	-
Illuminated display	-	-
Fan coil operation for heating and cooling	-	-
Media box/CD/DVD/radio	-	-
Short-time timer	-	-
Weekly timer	-	-
Alarm clock	-	-
Messages	-	-
Screen saver	-	-
Display text/value	-	-
Device lock	-	-
Logic function (including light scenes)	-	-
Busch-Watchdog 4 channels	-	-

■ = Function is supported

- = Function is not supported




Program	Millenium		
			
	6125/20-500 1/2 gang	6126/20-500 2/4 gang	6129/20-500 3/6 gang
KNX function			
Switching, button pair	■	■	■
Switching, button upper/lower	■	■	■
Dimming, button pair	■	■	■
Dimming, button upper/lower	■	■	■
Blind, button pair	■	■	■
Blind, button upper/lower	■	■	■
Short-long operation, button upper/lower	■	■	■
Value transmitter, button pair	■	■	■
Value transmitter, button upper/lower	■	■	■
Value dimming sensor, button pair	■	■	■
Value dimming sensor, upper/lower	■	■	■
RGB LED function illumination + status illumination	■	■	■
Setting the RTC operating mode	■	■	■
Value transmitter, 2 objects, button upper/lower	■	■	■
Light scene extension unit with light scene memory function	■	■	■
Step switch, button pair	■	■	■
Step switch, button upper/lower	■	■	■
Multiple operation, button upper/lower	■	■	■
IR remote control channels (up to 5 channels)	-	-	-
Room temperature controller only			
Temperature reading	-	-	-
RTC settings	-	-	-
Illuminated display	-	-	-
Fan coil operation for heating and cooling	-	-	-
10 logic channels (incl. light scene, actuator, sequence actuator, logic gates, etc.)	■	■	■
Busch-Watchdog 4 channels	-	-	-

■ = Function is supported

- = Function is not supported




ABB i-bus® KNX

User Operation – Design Ranges – Functional Overview

Program	Millenium		
			
	6129/21-500 3/6 gang with IR	6122/20-500	6124/20-500
KNX function			
Switching, button pair	■	-	-
Switching, button upper/lower	■	-	-
Dimming, button pair	■	-	-
Dimming, button upper/lower	■	-	-
Blind, button pair	■	-	-
Blind, button upper/lower	■	-	-
Short-long operation, button upper/lower	■	-	-
Value transmitter, button pair	■	-	-
Value transmitter, button upper/lower	■	-	-
Value dimming sensor, button pair	■	-	-
Value dimming sensor, upper/lower	■	-	-
RGB LED function illumination + status illumination	■	-	-
Setting the RTC operating mode	■	-	-
Value transmitter, 2 objects, button upper/lower	■	-	-
Light scene extension unit with light scene memory function	■	-	-
Step switch, button pair	■	-	-
Step switch, button upper/lower	■	-	-
Multiple operation, button upper/lower	■	-	-
IR remote control channels (up to 5 channels)	■	-	-
Room temperature controller only			
Temperature reading	-	-	■
RTC settings	-	-	■
Illuminated display	-	-	■
Fan coil operation for heating and cooling	-	-	■
10 logic channels (incl. light scene, actuator, sequence actuator, logic gates, etc.)	■	-	■
Busch-Watchdog 4 channels	-	■	-

■ = Function is supported

- = Function is not supported




Program	Zenit		
			
	6125/98-509 1/2 gang	6126/98-509 2/4 gang	6129/98-509 3/6 gang
KNX function			
Switching, button pair	■	■	■
Switching, button upper/lower	■	■	■
Dimming, button pair	■	■	■
Dimming, button upper/lower	■	■	■
Blind, button pair	■	■	■
Blind, button upper/lower	■	■	■
Short-long operation, button upper/lower	■	■	■
Value transmitter, button pair	■	■	■
Value transmitter, button upper/lower	■	■	■
Value dimming sensor, button pair	■	■	■
Value dimming sensor, upper/lower	■	■	■
RGB LED function illumination + status illumination	■	■	■
Setting the RTC operating mode	■	■	■
Value transmitter, 2 objects, button upper/lower	■	■	■
Light scene extension unit with light scene memory function	■	■	■
Step switch, button pair	■	■	■
Step switch, button upper/lower	■	■	■
Multiple operation, button upper/lower	■	■	■
IR remote control channels (up to 5 channels)	-	-	-
Room temperature controller only			
Temperature reading	-	-	-
RTC settings	-	-	-
Illuminated display	-	-	-
Fan coil operation for heating and cooling	-	-	-
10 logic channels (incl. light scene, actuator, sequence actuator, logic gates, etc.)	■	■	■
Busch-Watchdog 4 channels	-	-	-

■ = Function is supported

- = Function is not supported





ABB i-bus® KNX

User Operation – Design Ranges – Functional Overview

Program	Zenit		
			
	6129/98-509 3/6 gang with IR	6122/98-509	6124/98-509
KNX function			
Switching, button pair	■	-	-
Switching, button upper/lower	■	-	-
Dimming, button pair	■	-	-
Dimming, button upper/lower	■	-	-
Blind, button pair	■	-	-
Blind, button upper/lower	■	-	-
Short-long operation, button upper/lower	■	-	-
Value transmitter, button pair	■	-	-
Value transmitter, button upper/lower	■	-	-
Value dimming sensor, button pair	■	-	-
Value dimming sensor, upper/lower	■	-	-
RGB LED function illumination + status illumination	■	-	-
Setting the RTC operating mode	■	-	-
Value transmitter, 2 objects, button upper/lower	■	-	-
Light scene extension unit with light scene memory function	■	-	-
Step switch, button pair	■	-	-
Step switch, button upper/lower	■	-	-
Multiple operation, button upper/lower	■	-	-
IR remote control channels (up to 5 channels)	■	-	-
Room temperature controller only			
Temperature reading	-	-	■
RTC settings	-	-	■
Illuminated display	-	-	■
Fan coil operation for heating and cooling	-	-	■
10 logic channels (incl. light scene, actuator, sequence actuator, logic gates, etc.)	■	-	■
Busch-Watchdog 4 channels	-	■	-

■ = Function is supported

- = Function is not supported





Program	Multifunction control elements, suitable for KNX bus coupler 6120/12-101 and 6120/13			
				
	6125/02 1/2 gang 6126/02 2/4 gang 6127/02 4/8 gang	6129/01 3/6 gang with IR	6128/28 2/4 gang with RTC	6122/01 standard
KNX function				
Switching, rocker switch total	■	■	■	-
Switching, rocker switch left/right	■	■	■	-
Dimming, rocker switch total	■	■	■	-
Dimming, rocker switch left/right	■	■	■	-
Blind, rocker switch total	■	■	■	-
Venetian blind, rocker switch total left/right	■	■	■	-
Short-long operation, rocker switch left/right	■	■	■	-
Value sender, rocker switch total	■	■	■	-
Value sender, rocker switch left/right	■	■	■	-
Value dimming sensor, rocker switch total	■	■	■	-
Red/green LED status illumination (red/green/off)	-	-	-	-
RGB LED function illumination + status illumination	Two LEDs per rocker switch	Two LEDs per rocker switch	Two LEDs per rocker switch	-
Setting the RTC operating mode	■	■	■	-
Value sender, 2 objects, rocker switch left/right	■	■	■	-
Light scene extension unit with light scene memory function	■	■	■	-
Level switch, rocker switch total	■	■	■	-
Level switch, rocker switch total left/right	■	■	■	-
Multiple operation, rocker switch left/right	■	■	■	-
IR remote control channels (up to 5 channels)	-	■	-	-
Room temperature controller only				
Temperature reading	-	-	■	-
RTC settings	-	-	■	-
Illuminated display	-	-	■	-
Fan coil operation for heating and cooling	-	-	■	-
Logic function (including light scenes)	■	■	■	■
Busch-Watchdog 4 channels	-	-	-	■
ABB				
basic55®	-	-	-	-
future® linear	■	■	■	■
alpha exclusive/nea	-	-	-	-
Busch-axcent®	■	■	■	■
solo®	■	■	■	■
pure stainless steel	■	■	■	■
carat®	■	■	■	■
ocean®	-	-	-	-
All Weather 44	-	-	-	-

■ = Function is supported

- = Function is not supported




ABB i-bus® KNX

User Operation – Design Ranges – Functional Overview

Program	FM Watchdog with integrated bus coupler	Standard control elements, bus coupler included with package	FM push-button coupling unit with integrated bus coupler	
				
	6122/10	6125/01 1 gang 6126/01 2 gang 6127/01 4 gang	6108/06 1/2 gang	6108/07 2/4 gang
KNX function				
Switching, rocker switch total	-	■	■	■
Switching, rocker switch left/right	-	-	■	■
Dimming, rocker switch total	-	■	■	■
Dimming, rocker switch left/right	-	-	■	■
Blind, rocker switch total	-	■	■	■
Venetian blind, rocker switch total left/right	-	-	■	■
Short-long operation, rocker switch left/right	-	-	■	■
Value sender, rocker switch total	-	■	■	■
Value sender, rocker switch left/right	-	-	■	■
Value dimming sensor, rocker switch total	-	-	■	■
Red/green LED status illumination (red/green/off)	-	Two LEDs per rocker switch	-	-
RGB LED function illumination + status illumination	-	-	One LED per rocker switch	One LED per rocker switch
Setting the RTC operating mode	-	-	■	■
Value sender, 2 objects, rocker switch left/right	-	■	■	■
Light scene extension unit with light scene memory function	-	■	■	■
Level switch, rocker switch total	-	-	■	■
Level switch, rocker switch total left/right	-	-	■	■
Multiple operation, rocker switch left/right	-	-	-	-
IR remote control channels (up to 5 channels)	-	-	-	-
Room temperature controller only				
Temperature reading	-	-	■	■
RTC settings	-	-	-	-
Illuminated display	-	-	-	-
Fan coil operation for heating and cooling	-	-	-	-
Logic function (including light scenes)	■	-	-	-
Busch-Watchdog 4 channels	■	-	-	-
ABB				
basic55®	-	-	■	■
future® linear	■	■	■	■
alpha exclusive/nea	-	-	-	-
Busch-axcent®	■	■	■	■
solo®	■	■	■	■
pure stainless steel	■	■	■	■
carat®	■	■	■	■
ocean®	-	-	-	-
All Weather 44	-	-	-	-

■ = Function is supported

- = Function is not supported






Program	FM push-button coupling unit with integrated bus coupler		
			
	6108/60 6-fold KNX sensor	6108/06-AP 1/2 gang	6108/07-AP 2/4 gang
KNX function			
Switching, rocker switch total	■	■	■
Switching, rocker switch left/right	-	■	■
Dimming, rocker switch total	■	■	■
Dimming, rocker switch left/right	-	■	■
Blind, rocker switch total	■	■	■
Venetian blind, rocker switch total left/right	-	■	■
Short-long operation, rocker switch left/right	-	■	■
Value sender, rocker switch total	■	■	■
Value sender, rocker switch left/right	-	■	■
Value dimming sensor, rocker switch total	■	■	■
Red/green LED status illumination (red/green/off)	-	1 LED	-
RGB LED function illumination + status illumination	-	-	-
Setting the RTC operating mode	-	■	■
Value sender, 2 objects, rocker switch left/right	-	■	■
Light scene extension unit with light scene memory function	■	■	■
Level switch, rocker switch total	■	■	■
Level switch, rocker switch total left/right	-	■	■
Multiple operation, rocker switch left/right	-	-	-
IR remote control channels (up to 5 channels)	-	-	-
Room temperature controller only			
Temperature reading	■	-	-
RTC settings	■ (only as slave)	-	-
Illuminated display	-	-	-
Fan coil operation for heating and cooling	■ (only as slave)	-	-
Logic function (including light scenes)	-	-	-
Busch-Watchdog 4 channels	-	-	-
ABB			
basic55®	■	■	■
future® linear	■	■	■
alpha exclusive/nea	■	■	■
Busch-axcent®	■	■	■
solo®	■	■	■
pure stainless steel	■	■	■
carat®	■	■	■
ocean®	-	■	■
All Weather 44	-	■	■

■ = Function is supported

- = Function is not supported





ABB i-bus® KNX

User Operation – Design Ranges – Functional Overview

Program	FM room temperature controller				
					
	6108/18	6109/18	6109/28	6109/08	6109/05
Control element					
Standard function	-	-	-	-	-
Additional function	-	-	-	-	-
Indication					
Display	■	■	■	-	-
Actual temperature display	■	■	■	-	-
Status display via text and/or icon	-	■	■	-	-
RTC					
Manual operation	■	■	■	-	-
Heating and/or cooling with/without additional stage	■	■	■	■	■
Fan coil	■	■	■	■	■
Master/slave	■	■	■	master only	master only
Basic load	■	■	■	■	■
Internal and/or external actual temperature sensor	■	■	■	■	external only
Internal actual temperature sensor	■	■	■	■	■
Air quality					
CO ₂	-	-	■	-	-
Humidity	-	-	■	-	-
Air pressure	-	-	■	-	-
Universal input/binary input					
Switching/alarm	-	■	■	■	■
Dimming	-	■	■	■	■
Blind	-	■	■	■	■
Value	-	■	■	■	■
Scene	-	■	■	■	■
Switching sequences	-	■	■	■	■
Multi	-	■	■	■	■
Pulse counter	-	■	■	■	■
Universal analogue input e.g. external sensors					
0–10 V (external)	-	■	■	■	■
1–10 V (external)	-	■	■	■	■
Upper/lower threshold value	-	■	■	■	■
Universal input of external temperature sensor (PT1000 or 6226/T)					
Actual temperature sensor	-	■	■	■	■
Temperature limiter	-	■	■	■	■
ABB					
basic55®	■	■	■	■	-
future® linear	■	■	■	■	-
alpha exclusive/nea	-	■	■	■	-
Busch-axcent®	■	■	■	■	-
solo®	■	■	■	■	-
pure stainless steel	■	■	■	■	-
carat®	■	■	■	■	-
ocean®	-	-	-	-	-
All Weather 44	-	-	-	-	-

■ = Function is supported




- = Function is not supported

Program		ABB tacteo®			
					
Square (vert.)	(86 mm x 86 mm)	TB/U1.1.1-CG	TB/U2.4.1-CG	TB/U4.4.1-CG	TB/U6.4.1-CG
Square (horiz.)	(86 mm x 86 mm)				
Vertical	(86 mm x 115 mm)	TB/U1.2.1-CG	TB/U2.7.1-CG	TB/U4.7.1-CG	TB/U6.7.1-CG
Horizontal	(115 mm x 86 mm)	TB/U1.3.1-CG	TB/U2.8.1-CG	TB/U4.8.1-CG	TB/U6.8.1-CG
Premium customization		TB/U1-CG	TB/U2-CG	TB/U4-CG	TB/U6-CG
Control element					
Standard function		■	■	■	■
Additional function		■	■	■	■
Indication					
Display		-	-	-	-
Actual temperature display		-	-	-	-
Status display via text and/or icon		-	-	-	-
RTC					
Manual operation		-	-	-	-
Heating and/or cooling with/ without additional stage		-	-	-	-
Fan coil		-	-	-	-
Master/slave		-	-	-	-
Basic load		-	-	-	-
Internal and/or external actual temperature sensor		-	-	-	-
Internal actual temperature sensor		■	■	■	■
Installation					
VDE		■	■	■	■
BS		■	■	■	■
IT	(only as 115 mm x 86 mm)	■	■	■	■
NEMA	(only as 86 mm x 115 mm)	■	■	■	■

— = Function is not supported
 ■ = Function is supported

ABB i-bus® KNX

User Operation – Design Ranges – Functional Overview

Program		ABB tacteo®		
				
Square (vert.)	(86 mm x 86 mm)	TR/U.1.1-CG	TBW/U.1.1-CG	TA/U3.1.1-CG
Square (horiz.)	(86 mm x 86 mm)			
Vertical	(86 mm x 115 mm)	TR/U.2.1-CG	TBW/U.2.1-CG	TA/U3.2.1-CG
Horizontal	(115 mm x 86 mm)	TR/U.3.1-CG	TBW/U.3.1-CG	TA/U3.3.1-CG
Premium customization		TR/U-CG	TBW/U-CG	TA/U3-CG
Control element				
Standard function		■	■	■
Additional function		■	■	–
Indication				
Display		■	–	–
Actual temperature display		■	–	–
Status display via text and/or icon		■	–	–
RTC				
Manual operation		■	–	–
Heating and/or cooling with/ without additional stage		■	–	–
Fan coil		■	–	–
Master/slave		■	–	–
Basic load		■	–	–
Internal and/or external actual temperature sensor		■	–	–
Internal actual temperature sensor		■	■	■
Installation				
VDE		■	■	■
BS		■	■	■
IT	(only as 115 mm x 86 mm)	■	■	■
NEMA	(only as 86 mm x 115 mm)	■	■	■

■ = Function is supported

– = Function is not supported














Program		ABB tacteo®		
				
Vertical	(86 mm x 157 mm)	TB/U12.7.1-CG	TBR/U4.7.1-CG	TSN/U.2.1-CG
Horizontal	(157 mm x 86 mm)	TB/U12.8.1-CG	TBR/U4.8.1-CG	
Premium customization		TB/U12-CG	TBR/U4-CG	TSN/U-CG
Control element				
Standard function		■	■	■
Additional function		■	■	-
Indication				
Display		-	■	-
Actual temperature display		-	■	-
Status display via text and/or icon		-	■	-
RTC				
Manual operation		-	■	-
Heating and/or cooling with/ without additional stage		-	■	-
Fan coil		-	■	-
Master/slave		-	■	-
Basic load		-	■	-
Internal and/or external actual temperature sensor		-	■	-
Internal actual temperature sensor		■	■	■
Installation				
VDE		■	■	■
BS		■	■	■
IT	(only as 157 mm x 86 mm)	-	-	■
NEMA	(only as 86 mm x 157 mm)	■	■	■

ABB i-bus® KNX

User Operation – Design Ranges – Functional Overview

Program	ABB Tenton®			
	Control Elements	Operating function with RTC extension unit	Room temp. controller with oper. Function	RTC w. CO ₂ /humidity sens. a. oper. Function
				
	SB/U8.0.1-xxx SB/U12.0.1-xxx	SBS/U6.0.1-xxx SBS/U10.0.1-xxx	SBR/U6.0.1-xxx SBR/U10.0.1-xxx	SBC/U6.0.1-xxx SBC/U10.0.1-xxx
KNX function Switching, rocker switch total	■	■	■	■
Switching, rocker switch left/right	■	■	■	■
Dimming, rocker switch total	■	■	■	■
Dimming, rocker switch left/right	■	■	■	■
Blind switch rocker tota	■	■	■	■
Blind switch rocker total left/right	■	■	■	■
Short-long operation, switch rocker left/right	■	■	■	■
Value sender rocker switch total	■	■	■	■
Value sender switch rocker left/right	■	■	■	■
Value dimming sensor, switch rocker total	■	■	■	■
Red/green LED status illumination (red/green/off) 1 LED per switch rocker 1 LED per switch rocker	■	■	■	■
RGB LED function illumination + status illumination	■	■	■	■
1 LED per switch rocker	■	■	■	■
Setting the RTC operating mode	■	■	■	■
Value sender, 2 objects, rocker switch left/right	■	■	■	■
Light scene extension unit with light scene memory function	■	■	■	■
Level switch, switch rocker total	■	■	■	■
Level switch, switch rocker total left/right	■	■	■	■
Multiple operation, rocker switch left/right	■	■	■	■
IR remote control channels (up to 13 channels)				
Light scene unit (8 scenes for up to 8 actuators)	■	■	■	■
Light scene unit (10 scenes for up to 10 actuators)	■	■	■	■
Internal RTC function rocker total		■	■	■
Internal RTC function left/right		■	■	■
Programmable shift key				
Proximity function				
Room temperature controller			■	■
Temperature sensor	■	■	■	■
Master/Slave configuration			■	■
Slave configuration		■		
RTC settings			■	■
Base-load operation			■	■
Illuminated display		■	■	■
Fan Coil operation for heating and cooling		■	■	■
CO ₂ -Measurement				■
Humidity-Measurement				■
Dewpoint-management				■
Temperature				■
Device lock	■	■	■	■
Logic function (including light scenes)	■	■	■	■
Busch-Watchdog 4 channels				







Program	PEONIA®					
						
	PEB/U2.0.1-xxx	PEB/U3.0.1-xxx	PEB/U5.0.1-xxx	PEBR/U2.0.1-xxx	PEBR/U3.0.1-xxx	PEBR/U5.0.1-xxx
KNX function						
Switching, rocker switch total	■	■	■	■	■	■
Switching, rocker switch left/right	■	■	■	■	■	■
Dimming, rocker switch total	■	■	■	■	■	■
Dimming, rocker switch left/right	■	■	■	■	■	■
Blind switch rocker total	■	■	■	■	■	■
Blind switch rocker total left/right	■	■	■	■	■	■
Short-long operation, switch rocker left/right	■	■	■	■	■	■
Value sender rocker switch total	■	■	■	■	■	■
Value sender rocker switch left/right	■	■	■	■	■	■
RGB LED function illumination + Status illumination	■	■	■	■	■	■
RGB LED Ambient illumination	■	■	■	■	■	■
Setting the RTC operating mode	■	■	■	■	■	■
Value sender, 2 objects, rocker switch left/right	■	■	■	■	■	■
Light scene extension units with light scene memory function	■	■	■	■	■	■
Step switch, switch rocker total	■	■	■	■	■	■
Step switch, switch rocker left/right	■	■	■	■	■	■
Multiple operation, rocker switch left/right	■	■	■	■	■	■
Proximity function	■	■	■	■	■	■
Energy saving function	■	■	■	■	■	■
Dynamic display	-	-	-	■	■	■
Room temperature controller only						
RTC Capacitive touch button	-	-	-	■	■	■
Vibration feedback	-	-	-	■	■	■
Temperature reading	-	-	-	■	■	■
Single/Master/Slave configuration	-	-	-	■	■	■
RTC setting	-	-	-	■	■	■
Base-load operation	-	-	-	■	■	■
Illumination display	-	-	-	■	■	■
Fan coil operation or heating and cooling	-	-	-	■	■	■
5 Logic channels (incl. Priority, Logic gate, Staircase lighting, Delay, Min/max value transducer, Threshold value hysteresis, Light scene actuator)	■	■	■	■	■	■

■ = Function is supported

- = Function is not supported

ABB i-bus® KNX

User Operation – Design Ranges – Functional Overview

Program	KNX Control Element					
						
	YUB/U1.0.1-001	YUB/U2.0.1-001	YUB/U3.0.1-001	YUB/U4.0.1-001	YUBR/U0.0.1-001	YUBR/U4.0.1-001
KNX function						
Switching, rocker switch total	■	■	■	■	■	■
Switching, rocker switch left/right	■	■	■	■	■	■
Dimming, rocker switch total	■	■	■	■	■	■
Dimming, rocker switch left/right	■	■	■	■	■	■
Blind switch rocker total left/right	■	■	■	■	■	■
Short-long operation, switch rocker left/right	■	■	■	■	■	■
Value sender rocker switch total	■	■	■	■	■	■
Value sender rocker switch left/right	■	■	■	■	■	■
Setting the RTC operating mode	■	■	■	■	■	■
Value sender, 2 objects, rocker switch left/right	■	■	■	■	■	■
Light scene extension units with light scene memory function	■	■	■	■	■	■
Step switch, switch rocker total	■	■	■	■	■	■
Step switch, switch rocker left/right	■	■	■	■	■	■
Multiple operation, rocker switch left/right	■	■	■	■	■	■
Energy saving function	■	■	■	■	■	■
Primary function trigger	■	■	■	■	■	■
LCD display digital labelling - Chinese/English/Icon	■	■	■	■	■	■
LCD display digital labelling - Left/Center/Right	■	■	■	■	■	■
LCD display digital labelling - Status / Orientation illumination	■	■	■	■	■	■
LCD display labelling colour: red/green/blue/orange/white.	■	■	■	■	■	■
LCD Sub display configurable: time / PM2.5 / CO ₂ / Humidity / VOC / temperature	-	-	■	■	■	■
Room temperature controller only						
Delicated RTC control push button	-	-	-	-	■	■
Temperature reading	-	-	-	-	■	■
Single/Master/Slave configuration	-	-	-	-	■	■
Room Temperature Controller system setting & control	-	-	-	-	■	■
Base-load operation	-	-	-	-	■	■
Fan coil operation or heating and cooling	-	-	-	-	■	■
Variable Refrigerant Flow system control	-	-	-	-	■	■
Fresh air system control	-	-	-	-	■	■
Three in one RTC controller configuration	-	-	-	-	■	■
Additional functions						
5 Logic channels (incl. Priority, Logic gate, Staircase lighting, Delay, Min/max value transducer, Threshold value hysteresis, Light scene actuator)	■	■	■	■	■	■

■ = Function is supported

- = Function is not supported

PEONIA®

All in one for smarter life

PEONIA® is a highly smart panel integrated with lighting, temperature, electric doors and windows, air conditioning, floor heating, scene and proximity sensors. All these functions make your life smarter and easier than ever.



reddot award 2019
winner





A unique proximity sensor system that can automatically activate the background lights and scenario mode when you are close to the panel. In addition, the in-built sensor can monitor the temperature. Additional information like PM 2.5, VOC and humidity receive from the KNX bus can be displayed. This information can be displayed on the screen directly. When the air quality is bad, the sensor will open the window and air condition system automatically. This brings convenience and comfort to your daily life.

ABB i-bus® KNX

User Operation – Design Ranges – PEONIA®



PEBR/U2.0.1-201

PEONIA® Control Element, 2/4-fold with Room Temperature Controller, FM

With integrated bus coupling unit and temperature sensor. Proximity sensor, device locking and energy saving function. Switch contact left/right. Replaceable rocker without icon. Push button function: switching/dimming/blind/value sending/step-type switch/lightscene/ fan function.

With base-load operation.

The controller is a constant room temperature controller for ventilator convectors (fan-coil) in 2 and 4 pipe system and conventional heating and cooling systems.

The fan stage can be switched manually or automatic mode.

Delicated capacitive touch RTC control button with vibration feedback, Single/Master/Slave configuration.

LCD display: Setpoint/actual temperature, Fan speed, Operating state, Operating mode.

Configurable: time, PM2.5, CO₂, Humidity, VOC, temperature, Dynamic animation for dimming, blind, scene.

Individual programmable LED per rocker. Top and bottom ambient LED strip.

LED colour: red/green/yellow/blue/red-orange/violet/white.

Temperature range (device): -5 °C to 45 °C. Dimensions (L x W): 86 mm x 86 mm.

For British standard installation only.

Description	Mod. width	Order details		Price	Weight	Pack
		Type code	Order code	1 piece	1 piece	unit
				€	kg	pc.
gloss White	-	PEBR/U2.0.1-002	2TAZ730210R0020		0.212	1
matt White	-	PEBR/U2.0.1-001	2TAZ730210R0010		0.212	1
matt Black	-	PEBR/U2.0.1-201	2TAZ730210R2010		0.212	1
matt Silver	-	PEBR/U2.0.1-131	2TAZ730210R1310		0.212	1
matt Platinum	-	PEBR/U2.0.1-151	2TAZ730210R1510		0.212	1
matt Champagne Gold	-	PEBR/U2.0.1-411	2TAZ730210R4110		0.212	1



PEBR/U3.0.1-201

PEONIA® Control Element 3/6-fold with Room Temperature Controller, FM

With integrated bus coupling unit and temperature sensor.

Proximity sensor, device locking and energy saving function.

Switch contact left/right. Replaceable rocker without icon.

Push button function: switching/dimming/blind/value sending/step-type switch/lightscene/fan function. With base-load operation.

The controller is a constant room temperature controller for ventilator convectors (fan-coil) in 2 and 4 pipe system and conventional heating and cooling systems. The fan stage can be switched manually or automatic mode.

Delicated capacitive touch RTC control button with vibration feedback, Single/Master/Slave configuration.

LCD display: Setpoint/actual temperature, Fan speed, Operating state, Operating mode.

Configurable: time, PM2.5, CO₂, Humidity, VOC, temperature, Dynamic animation for dimming, blind, scene.

Individual programmable LED per rocker. Top and bottom ambient LED strip.

LED colour: red/green/yellow/blue/red-orange/violet/white.

Temperature range (device): -5 °C to 45 °C. Dimensions (L x W): 105 mm x 86 mm.

For British standard installation only.

Description	Mod. width	Order details		Price	Weight	Pack unit
		Type code	Order code	1 piece	1 piece	
				€	kg	pc.
gloss White	-	PEBR/U3.0.1-002	2TAZ730310R0020		0.253	1
matt White	-	PEBR/U3.0.1-001	2TAZ730310R0010		0.253	1
matt Black	-	PEBR/U3.0.1-201	2TAZ730310R2010		0.253	1
matt Silver	-	PEBR/U3.0.1-131	2TAZ730310R1310		0.253	1
matt Platinum	-	PEBR/U3.0.1-151	2TAZ730310R1510		0.253	1
matt Champagne Gold	-	PEBR/U3.0.1-411	2TAZ730310R4110		0.253	1

ABB i-bus® KNX

User Operation – Design Ranges – PEONIA®



PEBR/U5.0.1-201

PEONIA® Control Element 5/10-fold with Room Temperature Controller, FM

With integrated bus coupling unit and temperature sensor. Proximity sensor, device locking and energy saving function.

Switch contact left/right. Replaceable rocker without icon.

Push button function: switching/dimming/blind/value sending/step-type switch/lightscene/ fan function.

With base-load operation. The controller is a constant room temperature controller for ventilator convectors (fan-coil).

In 2 and 4 pipe system and conventional heating and cooling systems. The fan stage can be switched manually or automatic mode.

Delicated capacitive touch RTC control button with vibration feedback, Single/Master/Slave configuration.

LCD display: Setpoint/actual temperature, Fan speed, Operating state, Operating mode.

Configurable: time, PM2.5, CO₂, Humidity, VOC, temperature, Dynamic animation for dimming, blind, scene.

Individual programmable LED per rocker. Top and bottom ambient LED strip.

LED colour: red/green/yellow/blue/red-orange/violet/white.

Temperature range (device): -5 °C to 45 °C. Dimensions (L x W): 141 mm x 86 mm.

For British standard installation only.

Description	Mod. width	Order details		Price	Weight	Pack unit
		Type code	Order code	1 piece	1 piece	
				€	kg	pc.
gloss White	-	PEBR/U5.0.1-002	2TAZ730510R0020		0.284	1
matt White	-	PEBR/U5.0.1-001	2TAZ730510R0010		0.284	1
matt Black	-	PEBR/U5.0.1-201	2TAZ730510R2010		0.284	1
matt Silver	-	PEBR/U5.0.1-131	2TAZ730510R1310		0.284	1
matt Platinum	-	PEBR/U5.0.1-151	2TAZ730510R1510		0.284	1
matt Champagne Gold	-	PEBR/U5.0.1-411	2TAZ730510R4110		0.284	1



PEB/U2.0.1-201

PEONIA® Control Element 2/4-fold, FM

With integrated bus coupling unit and temperature sensor.
 Proximity sensor, device locking and energy saving function.
 Switch contact left/right. Replaceable rocker without icon.
 Push button function: switching/dimming/blind/value sending/step-type switch/lightscene.
 Individual programmable LED per rocker. Top and bottom ambient LED strip.
 LED colour: red/green/yellow/blue/red-orange/violet/white.
 Dimensions (L x W): 86 mm x 86 mm.
 For British standard installation only.

Description	Mod. width	Order details		Price	Weight	Pack
		Type code	Order code	1 piece	1 piece	unit
			€	kg	pc.	
gloss White	-	PEB/U2.0.1-002	2TAZ730200R0020		0.204	1
matt White	-	PEB/U2.0.1-001	2TAZ730200R0010		0.204	1
matt Black	-	PEB/U2.0.1-201	2TAZ730200R2010		0.204	1
matt Silver	-	PEB/U2.0.1-131	2TAZ730200R1310		0.204	1
matt Platinum	-	PEB/U2.0.1-151	2TAZ730200R1510		0.204	1
matt Champagne Gold	-	PEB/U2.0.1-411	2TAZ730200R4110		0.204	1



PEB/U3.0.1-201

PEONIA® Control Element 3/6-fold, FM

With integrated bus coupling unit and temperature sensor.
 Proximity sensor, device locking and energy saving function.
 Switch contact left/right. Replaceable rocker without icon.
 Push button function: switching/dimming/blind/value sending/step-type switch/lightscene.
 Individual programmable LED per rocker. Top and bottom ambient LED strip.
 LED colour: red/green/yellow/blue/red-orange/violet/white.
 Dimensions (L x W): 86 mm x 86 mm.
 For British standard installation only.

Description	Mod. width	Order details		Price	Weight	Pack
		Type code	Order code	1 piece	1 piece	unit
			€	kg	pc.	
gloss White	-	PEB/U3.0.1-002	2TAZ730300R0020		0.205	1
matt White	-	PEB/U3.0.1-001	2TAZ730300R0010		0.205	1
matt Black	-	PEB/U3.0.1-201	2TAZ730300R2010		0.205	1
matt Silver	-	PEB/U3.0.1-131	2TAZ730300R1310		0.205	1
matt Platinum	-	PEB/U3.0.1-151	2TAZ730300R1510		0.205	1
matt Champagne Gold	-	PEB/U3.0.1-411	2TAZ730300R4110		0.205	1

ABB i-bus® KNX

User Operation – Design Ranges – PEONIA®



PEB/U5.0.1-201

PEONIA® Control Element 5/10-fold, FM

With integrated bus coupling unit and temperature sensor.
 Proximity sensor, device locking and energy saving function.
 Switch contact left/right. Replaceable rocker without icon.
 Push button function: switching/dimming/blind/value sending/step-type switch/lightscene.
 Individual programmable LED per rocker. Top and bottom ambient LED strip.
 LED colour: red/green/yellow/blue/red-orange/violet/white.
 Dimensions (L x W): 144 mm x 86 mm.
 For British standard installation only.

Description	Mod. width	Order details		Price	Weight	Pack
		Type code	Order code	1 piece	1 piece	unit
				€	kg	pc.
gloss White	–	PEB/U5.0.1-002	2TAZ730500R0020		0.275	1
matt White	–	PEB/U5.0.1-001	2TAZ730500R0010		0.275	1
matt Black	–	PEB/U5.0.1-201	2TAZ730500R2010		0.275	1
matt Silver	–	PEB/U5.0.1-131	2TAZ730500R1310		0.275	1
matt Platinum	–	PEB/U5.0.1-151	2TAZ730500R1510		0.275	1
matt Champagne Gold	–	PEB/U5.0.1-411	2TAZ730500R4110		0.275	1



PESX/2.10.1-201

Replaceable rocker without icon for PEONIA® Control Element, PEB/U2.0.1-xxx

Dimensions (L x W): 43 mm x 78 mm.
 For British standard installation only.

Description	Mod. width	Order details		Price	Weight	Pack
		Type code	Order code	1 piece	1 piece	unit
				€	kg	pc.
gloss White	–	PESX/2.10.1-002	2TAZ730000R0020		0.087	1
matt White	–	PESX/2.10.1-001	2TAZ730000R0010		0.087	1
matt Black	–	PESX/2.10.1-201	2TAZ730000R2010		0.087	1
matt Silver	–	PESX/2.10.1-131	2TAZ730000R1310		0.087	1
matt Platinum	–	PESX/2.10.1-151	2TAZ730000R1510		0.087	1
matt Champagne Gold	–	PESX/2.10.1-411	2TAZ730000R4110		0.087	1



PESB/2.10.1-201

Replaceable rocker with lighting icon for PEONIA® Control Element, PEB/U2.0.1-xxx

Dimensions (L x W): 43 mm x 78 mm.
 For British standard installation only.

Description	Mod. width	Order details		Price	Weight	Pack
		Type code	Order code	1 piece	1 piece	unit
				€	kg	pc.
gloss White	–	PESB/2.10.1-002	2TAZ730000R0021		0.087	1
matt White	–	PESB/2.10.1-001	2TAZ730000R0011		0.087	1
matt Black	–	PESB/2.10.1-201	2TAZ730000R2011		0.087	1
matt Silver	–	PESB/2.10.1-131	2TAZ730000R1311		0.087	1
matt Platinum	–	PESB/2.10.1-151	2TAZ730000R1511		0.087	1
matt Champagne Gold	–	PESB/2.10.1-411	2TAZ730000R4111		0.087	1



PESD/2.10.1-201

Replaceable rocker with dimming icon for PEONIA® Control Element, PEB/U2.0.1-xxx

Dimensions (L x W): 43 mm x 78 mm.

For British standard installation only.

Description	Mod. width	Order details		Price	Weight	Pack unit
		Type code	Order code	1 piece	1 piece	
				€	kg	pc.
gloss White	-	PESD/2.10.1-002	2TAZ730000R0024		0.087	1
matt White	-	PESD/2.10.1-001	2TAZ730000R0014		0.087	1
matt Black	-	PESD/2.10.1-201	2TAZ730000R2014		0.087	1
matt Silver	-	PESD/2.10.1-131	2TAZ730000R1314		0.087	1
matt Platinum	-	PESD/2.10.1-151	2TAZ730000R1514		0.087	1
matt Champagne Gold	-	PESD/2.10.1-411	2TAZ730000R4114		0.087	1



PESJ/2.10.1-201

Replaceable rocker with blind icon for PEONIA® Control Element, PEB/U2.0.1-xxx

Dimensions (L x W): 43 mm x 78 mm.

For British standard installation only.

Description	Mod. width	Order details		Price	Weight	Pack unit
		Type code	Order code	1 piece	1 piece	
				€	kg	pc.
gloss White	-	PESJ/2.10.1-002	2TAZ730000R0023		0.087	1
matt White	-	PESJ/2.10.1-001	2TAZ730000R0013		0.087	1
matt Black	-	PESJ/2.10.1-201	2TAZ730000R2013		0.087	1
matt Silver	-	PESJ/2.10.1-131	2TAZ730000R1313		0.087	1
matt Platinum	-	PESJ/2.10.1-151	2TAZ730000R1513		0.087	1
matt Champagne Gold	-	PESJ/2.10.1-411	2TAZ730000R4113		0.087	1



PESR/2.10.1-201

Replaceable rocker with temperature icon for PEONIA® Control Element, PEB/U2.0.1-xxx


Dimensions (L x W): 43 mm x 78 mm.

For British standard installation only.

Description	Mod. width	Order details		Price	Weight	Pack unit
		Type code	Order code	1 piece	1 piece	
				€	kg	pc.
gloss White	-	PESR/2.10.1-002	2TAZ730000R0022		0.087	1
matt White	-	PESR/2.10.1-001	2TAZ730000R0012		0.087	1
matt Black	-	PESR/2.10.1-201	2TAZ730000R2012		0.087	1
matt Silver	-	PESR/2.10.1-131	2TAZ730000R1312		0.087	1
matt Platinum	-	PESR/2.10.1-151	2TAZ730000R1512		0.087	1
matt Champagne Gold	-	PESR/2.10.1-411	2TAZ730000R4112		0.087	1

ABB i-bus® KNX

User Operation – Design Ranges – PEONIA®



PESF/2.10.1-201

Replaceable rocker with fan icon for PEONIA® Control Element, PEB/U2.0.1-xxx

Dimensions (L x W): 43 mm x 78 mm.

For British standard installation only.

Description	Mod. width	Order details		Price	Weight	Pack unit
		Type code	Order code	1 piece	1 piece	
				€	kg	pc.
gloss White	–	PESF/2.10.1-002	2TAZ730000R0025		0.087	1
matt White	–	PESF/2.10.1-001	2TAZ730000R0015		0.087	1
matt Black	–	PESF/2.10.1-201	2TAZ730000R2015		0.087	1
matt Silver	–	PESF/2.10.1-131	2TAZ730000R1315		0.087	1
matt Platinum	–	PESF/2.10.1-151	2TAZ730000R1515		0.087	1
matt Champagne Gold	–	PESF/2.10.1-411	2TAZ730000R4115		0.087	1



PESZ/2.10.1-201

Replaceable rocker with scene icon for PEONIA® Control Element, PEB/U2.0.1-xxx

Dimensions (L x W): 43 mm x 78 mm.

For British standard installation only.

Description	Mod. width	Order details		Price	Weight	Pack unit
		Type code	Order code	1 piece	1 piece	
				€	kg	pc.
gloss White	–	PESZ/2.10.1-002	2TAZ730000R0026		0.087	1
matt White	–	PESZ/2.10.1-001	2TAZ730000R0016		0.087	1
matt Black	–	PESZ/2.10.1-201	2TAZ730000R2016		0.087	1
matt Silver	–	PESZ/2.10.1-131	2TAZ730000R1316		0.087	1
matt Platinum	–	PESZ/2.10.1-151	2TAZ730000R1516		0.087	1
matt Champagne Gold	–	PESZ/2.10.1-411	2TAZ730000R4116		0.087	1



PESX/35.10.1-201

Replaceable rocker without icon for PEONIA® Control Element,

PEB/U3.0.1-xxx, PEB/U5.0.1-xxx

Dimensions (L x W): 29 mm x 78 mm.

For British standard installation only.

Description	Mod. width	Order details		Price	Weight	Pack unit
		Type code	Order code	1 piece	1 piece	
				€	kg	pc.
gloss White	–	PESX/35.10.1-002	2TAZ730001R0020		0.074	1
matt White	–	PESX/35.10.1-001	2TAZ730001R0010		0.074	1
matt Black	–	PESX/35.10.1-201	2TAZ730001R2010		0.074	1
matt Silver	–	PESX/35.10.1-131	2TAZ730001R1310		0.074	1
matt Platinum	–	PESX/35.10.1-151	2TAZ730001R1510		0.074	1
matt Champagne Gold	–	PESX/35.10.1-411	2TAZ730001R4110		0.074	1



PESB/35.10.1-201

**Replaceable rocker with lighting icon for PEONIA® Control Element,
PEB/U3.0.1-xxx, PEB/U5.0.1-xxx**

Dimensions (L x W): 29 mm x 78 mm.

For British standard installation only.

Description	Mod. width	Order details		Price	Weight	Pack unit
		Type code	Order code	1 piece	1 piece	
				€	kg	pc.
gloss White	-	PESB/35.10.1-002	2TAZ730001R0021		0.074	1
matt White	-	PESB/35.10.1-001	2TAZ730001R0011		0.074	1
matt Black	-	PESB/35.10.1-201	2TAZ730001R2011		0.074	1
matt Silver	-	PESB/35.10.1-131	2TAZ730001R1311		0.074	1
matt Platinum	-	PESB/35.10.1-151	2TAZ730001R1511		0.074	1
matt Champagne Gold	-	PESB/35.10.1-411	2TAZ730001R4111		0.074	1



PESD/35.10.1-201

**Replaceable rocker with dimming icon for PEONIA® Control Element,
PEB/U3.0.1-xxx, PEB/U5.0.1-xxx**

Dimensions (L x W): 29 mm x 78 mm.

For British standard installation only.

Description	Mod. width	Order details		Price	Weight	Pack unit
		Type code	Order code	1 piece	1 piece	
				€	kg	pc.
gloss White	-	PESD/35.10.1-002	2TAZ730001R0024		0.074	1
matt White	-	PESD/35.10.1-001	2TAZ730001R0014		0.074	1
matt Black	-	PESD/35.10.1-201	2TAZ730001R2014		0.074	1
matt Silver	-	PESD/35.10.1-131	2TAZ730001R1314		0.074	1
matt Platinum	-	PESD/35.10.1-151	2TAZ730001R1514		0.074	1
matt Champagne Gold	-	PESD/35.10.1-411	2TAZ730001R4114		0.074	1



PESJ/35.10.1-201

**Replaceable rocker with blind icon for PEONIA® Control Element,
PEB/U3.0.1-xxx, PEB/U5.0.1-xxx**

Dimensions (L x W): 29 mm x 78 mm.

For British standard installation only.

Description	Mod. width	Order details		Price	Weight	Pack unit
		Type code	Order code	1 piece	1 piece	
				€	kg	pc.
gloss White	-	PESJ/35.10.1-002	2TAZ730001R0023		0.074	1
matt White	-	PESJ/35.10.1-001	2TAZ730001R0013		0.074	1
matt Black	-	PESJ/35.10.1-201	2TAZ730001R2013		0.074	1
matt Silver	-	PESJ/35.10.1-131	2TAZ730001R1313		0.074	1
matt Platinum	-	PESJ/35.10.1-151	2TAZ730001R1513		0.074	1
matt Champagne Gold	-	PESJ/35.10.1-411	2TAZ730001R4113		0.074	1

ABB i-bus® KNX

User Operation – Design Ranges – PEONIA®



PESR/35.10.1-201

Replaceable rocker with temperature icon for PEONIA® Control Element, PEB/U3.0.1-xxx, PEB/U5.0.1-xxx

Dimensions (L x W): 29 mm x 78 mm.

For British standard installation only.

Description	Mod. width	Order details		Price	Weight	Pack
		Type code	Order code	1 piece	1 piece	unit
				€	kg	pc.
gloss White	–	PESR/35.10.1-002	2TAZ730001R0022		0.074	1
matt White	–	PESR/35.10.1-001	2TAZ730001R0012		0.074	1
matt Black	–	PESR/35.10.1-201	2TAZ730001R2012		0.074	1
matt Silver	–	PESR/35.10.1-131	2TAZ730001R1312		0.074	1
matt Platinum	–	PESR/35.10.1-151	2TAZ730001R1512		0.074	1
matt Champagne Gold	–	PESR/35.10.1-411	2TAZ730001R4112		0.074	1



PESF/35.10.1-201

Replaceable rocker with fan icon for PEONIA® Control Element, PEB/U3.0.1-xxx, PEB/U5.0.1-xxx

Dimensions (L x W): 29 mm x 78 mm.

For British standard installation only.

Description	Mod. width	Order details		Price	Weight	Pack
		Type code	Order code	1 piece	1 piece	unit
				€	kg	pc.
gloss White	–	PESF/35.10.1-002	2TAZ730001R0025		0.074	1
matt White	–	PESF/35.10.1-001	2TAZ730001R0015		0.074	1
matt Black	–	PESF/35.10.1-201	2TAZ730001R2015		0.074	1
matt Silver	–	PESF/35.10.1-131	2TAZ730001R1315		0.074	1
matt Platinum	–	PESF/35.10.1-151	2TAZ730001R1515		0.074	1
matt Champagne Gold	–	PESF/35.10.1-411	2TAZ730001R4115		0.074	1



PESZ/35.10.1-201

Replaceable rocker with scene icon for PEONIA® Control Element, PEB/U3.0.1-xxx, PEB/U5.0.1-xxx

Dimensions (L x W): 29 mm x 78 mm.

For British standard installation only.

Description	Mod. width	Order details		Price	Weight	Pack
		Type code	Order code	1 piece	1 piece	unit
				€	kg	pc.
gloss White	–	PESZ/35.10.1-002	2TAZ730001R0026		0.074	1
matt White	–	PESZ/35.10.1-001	2TAZ730001R0016		0.074	1
matt Black	–	PESZ/35.10.1-201	2TAZ730001R2016		0.074	1
matt Silver	–	PESZ/35.10.1-131	2TAZ730001R1316		0.074	1
matt Platinum	–	PESZ/35.10.1-151	2TAZ730001R1516		0.074	1
matt Champagne Gold	–	PESZ/35.10.1-411	2TAZ730001R4116		0.074	1



PESX/235.10.1-201

Replaceable rocker without icon for PEONIA® Control Element, PEBR/Ux.0.1-xxx

Dimensions (L x W): 18 mm x 78 mm.

For British standard installation only.

Description	Mod. width	Order details		Price	Weight	Pack
		Type code	Order code	1 piece	1 piece	unit
				€	kg	pc.
gloss White	–	PESX/235.10.1-002	2TAZ730010R0020		0.065	1
matt White	–	PESX/235.10.1-001	2TAZ730010R0010		0.065	1
matt Black	–	PESX/235.10.1-201	2TAZ730010R2010		0.065	1
matt Silver	–	PESX/235.10.1-131	2TAZ730010R1310		0.065	1
matt Platinum	–	PESX/235.10.1-151	2TAZ730010R1510		0.065	1
matt Champagne Gold	–	PESX/235.10.1-411	2TAZ730010R4110		0.065	1



PESB/235.10.1-201

Replaceable rocker with lighting icon for PEONIA® Control Element, PEBR/Ux.0.1-xxx

Dimensions (L x W): 18 mm x 78 mm.

For British standard installation only.

Description	Mod. width	Order details		Price	Weight	Pack
		Type code	Order code	1 piece	1 piece	unit
				€	kg	pc.
gloss White	–	PESB/235.10.1-002	2TAZ730010R0021		0.065	1
matt White	–	PESB/235.10.1-001	2TAZ730010R0011		0.065	1
matt Black	–	PESB/235.10.1-201	2TAZ730010R2011		0.065	1
matt Silver	–	PESB/235.10.1-131	2TAZ730010R1311		0.065	1
matt Platinum	–	PESB/235.10.1-151	2TAZ730010R1511		0.065	1
matt Champagne Gold	–	PESB/235.10.1-411	2TAZ730010R4111		0.065	1



PESD/235.10.1-201

Replaceable rocker with dimming icon for PEONIA® Control Element, PEBR/Ux.0.1-xxx

Dimensions (L x W): 18 mm x 78 mm.

For British standard installation only.

Description	Mod. width	Order details		Price	Weight	Pack
		Type code	Order code	1 piece	1 piece	unit
				€	kg	pc.
gloss White	–	PESD/235.10.1-002	2TAZ730010R0024		0.065	1
matt White	–	PESD/235.10.1-001	2TAZ730010R0014		0.065	1
matt Black	–	PESD/235.10.1-201	2TAZ730010R2014		0.065	1
matt Silver	–	PESD/235.10.1-131	2TAZ730010R1314		0.065	1
matt Platinum	–	PESD/235.10.1-151	2TAZ730010R1514		0.065	1
matt Champagne Gold	–	PESD/235.10.1-411	2TAZ730010R4114		0.065	1

ABB i-bus® KNX

User Operation – Design Ranges – PEONIA®



PESJ/235.10.1-201

Replaceable rocker with blind icon for PEONIA® Control Element, PEBR/Ux.0.1-xxx

Dimensions (L x W): 18 mm x 78 mm.

For British standard installation only.

Description	Mod. width	Order details		Price	Weight	Pack unit
		Type code	Order code	1 piece	1 piece	
				€	kg	pc.
gloss White	–	PESJ/235.10.1-002	2TAZ730010R0023		0.065	1
matt White	–	PESJ/235.10.1-001	2TAZ730010R0013		0.065	1
matt Black	–	PESJ/235.10.1-201	2TAZ730010R2013		0.065	1
matt Silver	–	PESJ/235.10.1-131	2TAZ730010R1313		0.065	1
matt Platinum	–	PESJ/235.10.1-151	2TAZ730010R1513		0.065	1
matt Champagne Gold	–	PESJ/235.10.1-411	2TAZ730010R4113		0.065	1



PESR/235.10.1-201

Replaceable rocker with temperature icon for PEONIA® Control Element, PEBR/Ux.0.1-xxx

Dimensions (L x W): 18 mm x 78 mm.

For British standard installation only.

Description	Mod. width	Order details		Price	Weight	Pack unit
		Type code	Order code	1 piece	1 piece	
				€	kg	pc.
gloss White	–	PESR/235.10.1-002	2TAZ730010R0022		0.065	1
matt White	–	PESR/235.10.1-001	2TAZ730010R0012		0.065	1
matt Black	–	PESR/235.10.1-201	2TAZ730010R2012		0.065	1
matt Silver	–	PESR/235.10.1-131	2TAZ730010R1312		0.065	1
matt Platinum	–	PESR/235.10.1-151	2TAZ730010R1512		0.065	1
matt Champagne Gold	–	PESR/235.10.1-411	2TAZ730010R4112		0.065	1



PESF/235.10.1-201

Replaceable rocker with fan icon for PEONIA® Control Element, PEBR/Ux.0.1-xxx

Dimensions (L x W): 18 mm x 78 mm.

For British standard installation only.

Description	Mod. width	Order details		Price	Weight	Pack unit
		Type code	Order code	1 piece	1 piece	
				€	kg	pc.
gloss White	–	PESF/235.10.1-002	2TAZ730010R0025		0.065	1
matt White	–	PESF/235.10.1-001	2TAZ730010R0015		0.065	1
matt Black	–	PESF/235.10.1-201	2TAZ730010R2015		0.065	1
matt Silver	–	PESF/235.10.1-131	2TAZ730010R1315		0.065	1
matt Platinum	–	PESF/235.10.1-151	2TAZ730010R1515		0.065	1
matt Champagne Gold	–	PESF/235.10.1-411	2TAZ730010R4115		0.065	1



PESZ/235.10.1-201

Replaceable rocker with scene icon for PEONIA® Control Element, PEBR/Ux.0.1-xxx

Dimensions (L x W): 18 mm x 78 mm.

For British standard installation only.

Description	Mod. width	Order details		Price	Weight	Pack unit
		Type code	Order code	1 piece	1 piece	
				€	kg	pc.
gloss White	-	PESZ/235.10.1-002	2TAZ730010R0026		0.065	1
matt White	-	PESZ/235.10.1-001	2TAZ730010R0016		0.065	1
matt Black	-	PESZ/235.10.1-201	2TAZ730010R2016		0.065	1
matt Silver	-	PESZ/235.10.1-131	2TAZ730010R1316		0.065	1
matt Platinum	-	PESZ/235.10.1-151	2TAZ730010R1516		0.065	1
matt Champagne Gold	-	PESZ/235.10.1-411	2TAZ730010R4116		0.065	1

ABB i-bus® KNX Control Element

Versatile, Ingenious in one



ABB i-bus® KNX Control Element is an innovative product of ABB’s smart building control system, this product is suitable for public and commercial building installation. With a people-oriented design experience in mind, the control element looks simple yet is assembled with a combination of LCD screen with physical push buttons to give the user an intuitive operating experience. The control element can be used for various control functions such as lighting, air conditioning, floor heating, electric doors, blinds, and scenes, etc. At the same time, the flexible configuration and display of digital labels furthermore provide good features that can benefit customers in terms of cost and operation.



ABB i-bus® KNX

User Operation – Design Ranges – KNX Control Element



YUB/U1.0.1-001

ABB i-bus® KNX Control Element 1/2-fold, FM

NEW

Frameless design with integrated bus coupling unit. Switching rockers on left/right with device locking and energy saving function. Push button function: switching/dimming/blind/ value sending/step-type switch/light scene. LCD display Individual configurable: digital labelling and status/orientation illumination. LCD display labelling colour: red/green/blue/ orange/white.

Dimensions (L x W): 86 mm x 86 mm. For British standard installation only.

Description	Mod. width	Order details		Price	Weight	Pack
		Type code	Order code	1 piece	1 piece	unit
				€	kg	pc.
white	–	YUB/U1.0.1-001	2TYZ120001R0600			1
silver	–	YUB/U1.0.1-131	2TYZ120001R0300			1
champagne Gold	–	YUB/U1.0.1-411	2TYZ120001R0500			1



YUB/U2.0.1-001

ABB i-bus® KNX Control Element 2/4-fold, FM

NEW

Frameless design with integrated bus coupling unit. Switching rockers on left/right with device locking and energy saving function. Push button function: switching/dimming/blind/ value sending/step-type switch/light scene. LCD display Individual configurable: digital labelling and status/orientation illumination. LCD display labelling colour: red/green/blue/ orange/white.

Dimensions (L x W): 86 mm x 86 mm. For British standard installation only.

Description	Mod. width	Order details		Price	Weight	Pack
		Type code	Order code	1 piece	1 piece	unit
				€	kg	pc.
white	–	YUB/U2.0.1-001	2TYZ120002R0600			1
silver	–	YUB/U2.0.1-131	2TYZ120002R0300			1
champagne Gold	–	YUB/U2.0.1-411	2TYZ120002R0500			1



YUB/U3.0.1-001

ABB i-bus® KNX Control Element 3/6-fold, FM

NEW

Frameless design with integrated bus coupling unit. Switching rockers on left/right with device locking and energy saving function. Push button function: switching/dimming/blind/ value sending/step-type switch/light scene. LCD display Individual configurable: digital labelling and status/orientation illumination. LCD display labelling colour: red/green/blue/ orange/white.

Dimensions (L x W): 86 mm x 86 mm. For British standard installation only.

Description	Mod. width	Order details		Price	Weight	Pack
		Type code	Order code	1 piece	1 piece	unit
				€	kg	pc.
white	–	YUB/U3.0.1-001	2TYZ120003R0600			1
silver	–	YUB/U3.0.1-131	2TYZ120003R0300			1
champagne Gold	–	YUB/U3.0.1-411	2TYZ120003R0500			1

ABB i-bus® KNX

User Operation – Design Ranges – KNX Control Element



YUB/U4.0.1-001

ABB i-bus® KNX Control Element 4/8-fold, FM

NEW

Frameless design with integrated bus coupling unit. Switching rockers on left/right with device locking and energy saving function. Push button function: switching/dimming/blind/value sending/step-type switch/light scene. LCD display Individual configurable: digital labelling and status/orientation illumination. LCD display labelling colour: red/green/blue/orange/white. LCD Sub display configurable: time, PM2.5, CO₂, Humidity, VOC, temperature. Dimensions (L x W): 86 mm x 86 mm. For British standard installation only.

Description	Mod. width	Order details		Price 1 piece	Weight 1 piece	Pack unit
		Type code	Order code			
white	–	YUB/U4.0.1-001	2TYZ120004R0600			1
silver	–	YUB/U4.0.1-131	2TYZ120004R0300			1
champagne Gold	–	YUB/U4.0.1-411	2TYZ120004R0500			1



YUBR/U0.0.1-001

ABB i-bus® KNX Room Temperature Controller, FM

NEW

Frameless design with integrated bus coupling unit. Switching rockers on left/right with device locking and energy saving function. With base-load operation. The controller is a room temperature controller suitable for ventilator convectors (fan-coil) in 2 and 4 pipe system heating and cooling systems, Variable Refrigerant Flow system (VRF/VRV), Floor heating system and Fresh air system. Fan stage adjustable from the controller. Deliciated RTC control button for easy access, can operate in Single/Master/Slave configuration. LCD display RTC: Setpoint/actual temperature, Fan speed, Operating state, Operating mode. LCD Sub display configurable: time, PM2.5, CO₂, Humidity, VOC, temperature. LCD display labelling colour: red/green/blue/orange/white. Temperature range (device): –5 °C to 45 °C. Dimensions (L x W): 86 mm x 86 mm. For British standard installation only.

Description	Mod. width	Order details		Price 1 piece	Weight 1 piece	Pack unit
		Type code	Order code			
white	–	YUBR/U0.0.1-001	2TYZ120102R0600			1
silver	–	YUBR/U0.0.1-131	2TYZ120102R0300			1
champagne Gold	–	YUB/U4.0.1-411	2TYZ120102R0500			1

ABB i-bus® KNX

User Operation – Design Ranges – KNX Control Element



YUBR/U4.0.1-001

ABB i-bus® KNX Room Temperature Controller with 2/4-fold Control Element, FM

NEW

Frameless design with integrated bus coupling unit. Switching rockers on left/right with device locking and energy saving function. Push button function: switching/dimming/blind/value sending/step-type switch/light scene. LCD display Individual configurable: digital labelling and status/orientation illumination. With base-load operation. The controller is a room temperature controller suitable for ventilator convectors (fan-coil) in 2 and 4 pipe system heating and cooling systems, Variable Refrigerant Flow system (VRF/VRV), Floor heating system and Fresh air system. Fan stage adjustable from the controller. Delicately RTC control button for easy access, can operate in Single/Master/Slave configuration. LCD display RTC: Setpoint/actual temperature, Fan speed, Operating state, Operating mode. LCD Sub display configurable: time, PM2.5, CO₂, Humidity, VOC, temperature. LCD display labelling colour: red/green/blue/orange/white. Temperature range (device): -5 °C to 45 °C. Dimensions (L x W): 86 mm x 86 mm. For British standard installation only.

Description	Mod. width	Order details		Price	Weight	Pack unit
		Type code	Order code	1 piece	1 piece	
				€	kg	pc.
white	-	YUBR/U4.0.1-001	2TYZ120104R0600			1
silver	-	YUBR/U4.0.1-131	2TYZ120104R0300			1
champagne Gold	-	YUBR/U4.0.1-411	2TYZ120104R0500			1

ABB tacteo®


A smart sensor for everything




—
The extra-flat KNX sensor fits into any environment

Flat and theft-proof

The frameless and extra-flat KNX sensor with a diameter of 9.5 mm sits almost flush with the wall and blends harmoniously into any wall design. Peace of mind is provided by the optional removal guard, which protects the KNX sensor from theft.





Secure access control for the hospitality industry

Hotel access control

The ABB tacteo® KNX range offers secure access control for the hospitality industry. It is particularly practical that the sensor performs all of a hotel's management tasks, which can be controlled from a central point such as the reception desk.



The capacitive glass sensors
react without contact

Intuitive operation

The capacitive KNX glass sensors react without any touch or contact. When moving your hand towards the sensor, the status lighting switches on automatically. On the other hand, touching the sensor with the entire palm of your hand triggers a preprogrammed function – such as “switching on the light”. With a tap of the finger the desired function can be activated. Easy operation is also ensured by the tried-and-tested colour control concept.



ABB i-bus® KNX

User Operation – Design Ranges – ABB tacteo®

Touch Control Element with Bus Coupler, FM

Freely configurable multifunction control element. The icons and/or texts are configured by means of a web configuration tool. With integrated KNX bus coupler. With integrated temperature sensor and proximity function. Push switch function: switching / dimming / blind / sending values / scenes etc. Support of KNX functions through innovative colour concept (yellow=lighting, blue=blind, orange=RTC, magenta=scene and white=neutral/no function assigned) or standard illumination red/green. The bus connection is provided via the enclosed bus terminal.



TB/U1.1.1-CG

1-fold

Description	Standard Design ID	Order details		Price 1 piece	Dimensions mm	Pack unit pc.
		Type code	Order code			
Standard customization ¹⁾	Go to configurator	TB/U1.1.1-CG	2CKA006300A1538		86x86	1
Premium customization ¹⁾	Go to configurator	TB/U1-CG	2CKA006300A1641		86x86	1



TB/U2.4.1-CG

2-fold


Description	Standard Design ID	Order details		Price 1 piece	Dimensions mm	Pack unit pc.
		Type code	Order code			
Standard customization ¹⁾	Go to configurator	TB/U2.4.1-CG	2CKA006300A1539		86x86	1
Premium customization ¹⁾	Go to configurator	TB/U2-CG	2CKA006300A1642		86x86	1



TB/U2.5.1-CG

2-fold

Description	Standard Design ID	Order details		Price 1 piece	Dimensions mm	Pack unit pc.
		Type code	Order code			
Standard customization ¹⁾	Go to configurator	TB/U2.5.1-CG	2CKA006300A1540		86x86	1
Premium customization ¹⁾	Go to configurator	TB/U2-CG	2CKA006300A1642		86x86	1




TB/U4.4.1-CG

4-fold

Description	Standard Design ID	Order details		Price 1 piece	Dimensions mm	Pack unit pc.
		Type code	Order code			
Standard customization ¹⁾	Go to configurator	TB/U4.4.1-CG	2CKA006300A1541		86x86	1
Premium customization ¹⁾	Go to configurator	TB/U4-CG	2CKA006300A1643		86x86	1

¹⁾ The individual design can be selected via the website:

URL: <https://tacteo-configurator.eu.mybuildings.abb.com/>



TB/U4.5.1-CG

4-fold

Description	Standard Design ID	Order details		Price 1 piece	Dimensions	Pack unit
		Type code	Order code			
Standard customization ¹⁾	Go to configurator	TB/U4.5.1-CG	2CKA006300A1612	€	86x86 mm	1 pc.
Premium customization ¹⁾	Go to configurator	TB/U4-CG	2CKA006300A1643	€	86x86 mm	1 pc.



TB/U6.4.1-CG

6-fold

Description	Standard Design ID	Order details		Price 1 piece	Dimensions	Pack unit
		Type code	Order code			
Standard customization ¹⁾	Go to configurator	TB/U6.4.1-CG	2CKA006300A1542	€	86x86 mm	1 pc.
Premium customization ¹⁾	Go to configurator	TB/U6-CG	2CKA006300A1644	€	86x86 mm	1 pc.



TB/U6.5.1-CG

6-fold

Description	Standard Design ID	Order details		Price 1 piece	Dimensions	Pack unit
		Type code	Order code			
Standard customization ¹⁾	Go to configurator	TB/U6.5.1-CG	2CKA006300A1602	€	86x86 mm	1 pc.
Premium customization ¹⁾	Go to configurator	TB/U6-CG	2CKA006300A1644	€	86x86 mm	1 pc.



TB/U12.7.1-CG

12-fold

Description	Standard Design ID	Order details		Price 1 piece	Dimensions	Pack unit
		Type code	Order code			
Standard customization ¹⁾	Go to configurator	TB/U12.7.1-CG	2CKA006300A1543	€	86x157 mm	1 pc.
Premium customization ¹⁾	Go to configurator	TB/U12-CG	2CKA006300A1645	€	86x157 mm	1 pc.



TB/U12.8.1-CG

12-fold

Description	Standard Design ID	Order details		Price 1 piece	Dimensions	Pack unit
		Type code	Order code			
Standard customization ¹⁾	Go to configurator	TB/U12.8.1-CG	2CKA006300A1544	€	157x86 mm	1 pc.
Premium customization ¹⁾	Go to configurator	TB/U12-CG	2CKA006300A1645	€	157x86 mm	1 pc.

¹⁾ The individual design can be selected via the website:

URL: <https://tacteo-configurator.eu.mybuildings.abb.com/>

ABB i-bus® KNX

User Operation – Design Ranges – ABB tacteo®



TBR/U4.7.1-CG



TBR/U4.8.1-CG



TR/U.1.1-CG

Touch Control Element with Room Temperature Controller and Bus Coupler, 4-fold, FM

Freely configurable multifunction control element. The icons and/or texts are configured by means of a web configuration tool. Support of KNX functions through innovative colour concept (yellow=lighting, blue=blind, orange=RTC, magenta=scene and white=neutral/no function assigned) or standard illumination red/green. Rocker switch left/right (switching/dimming/blind/value sender/light scenes/fan function). The controller is a constant room temperature controller for ventilator convectors (fan coils) in 2-pipe and 4-pipe systems and conventional heating or cooling systems. The fan stage can be switched manually or in automatic mode. Class of temperature controller 1. Contribution to space heating energy efficiency 1,0 %. With integrated KNX bus coupler.

Description	Standard Design ID	Order details		Price 1 piece	Dimensions	Pack unit
		Type code	Order code			
Standard customization ¹⁾	Go to configurator	TBR/U4.7.1-CG	2CKA006300A1545	€	86x157 mm	1 pc.
Premium customization ¹⁾	Go to configurator	TBR/U4-CG	2CKA006300A1648	€	86x157 mm	1 pc.
Standard customization ¹⁾	Go to configurator	TBR/U4.8.1-CG	2CKA006300A1546	€	157x86 mm	1 pc.
Premium customization ¹⁾	Go to configurator	TBR/U4-CG	2CKA006300A1648	€	157x86 mm	1 pc.

Touch Room Temperature Controller with Bus Coupler, FM

Ordering possible only in connection with the design ID. The icons and/or texts are configured by means of a web configuration tool. Support of KNX functions through innovative colour concept (yellow=lighting, blue=blind, orange=RTC, magenta=scene and white=neutral/no function assigned) or standard illumination red/green. The controller is a constant room temperature controller for ventilator convectors (fan coils) in 2-pipe and 4-pipe systems and conventional heating or cooling systems. The fan stage can be switched manually or in automatic mode. Class of temperature controller 1. Contribution to space heating energy efficiency 1,0 %. With integrated KNX bus coupler.

Description	Standard Design ID	Order details		Price 1 piece	Dimensions	Pack unit
		Type code	Order code			
Standard customization ¹⁾	Go to configurator	TR/U.1.1-CG	2CKA006300A1547	€	86x86 mm	1 pc.
Premium customization ¹⁾	Go to configurator	TR/U-CG	2CKA006300A1647	€	86x86 mm	1 pc.

¹⁾ The individual design can be selected via the website:

URL: <https://tacteo-configurator.eu.mybuildings.abb.com/>



TBW/U.1.1-CG

Busch-Watchdog® 180 Sensor Standard with Bus Coupler, FM

Ordering possible only in connection with the design ID. Movement detector with up to 4 channels. The bus can be connected via enclosed terminal block. With integrated temperature sensor. With integrated KNX bus coupler.

Description	Standard Design ID	Order details		Price 1 piece	Dimensions mm	Pack unit pc.
		Type code	Order code			
Standard customization ¹⁾	Go to configurator	TBW/U.1.1-CG	2CKA006300A1548	€	86x86	1
Premium customization ¹⁾	Go to configurator	TBW/U-CG	2CKA006300A1654	€	86x86	1



TA/U3.1.1-CG

Room Outdoor Sensor with Bus Coupler, FM

Ordering possible only in connection with the design ID. The icons and/or texts are configured by means of a web configuration tool. Freely programmable function "Do not disturb", "Bell" and "Make up room". Push switch function: switching / dimming / blind / sending values / scenes etc. Support of KNX functions through innovative colour concept (yellow=lighting, blue=blind, orange=RTC, magenta=scene and white=neutral/no function assigned) or standard illumination red/green. With integrated KNX bus coupler. With integrated temperature sensor and proximity function. The bus connection is provided via the enclosed bus terminal.

Description	Standard Design ID	Order details		Price 1 piece	Dimensions mm	Pack unit pc.
		Type code	Order code			
Standard customization ¹⁾	Go to configurator	TA/U3.1.1-CG	2CKA006300A1549	€	86x86	1
Premium customization ¹⁾	Go to configurator	TA/U3-CG	2CKA006300A1646	€	86x86	1



TSN/U.2.1-CG

Room Outdoor Sensor with Room Number and Bus Coupler, FM

Ordering possible only in connection with the design ID. The icons and/or texts are configured by means of a web configuration tool. Freely programmable function "Do not disturb", "Bell" and "Make up room". With backlit room number. Push switch function: switching / dimming / blind / sending values / scenes etc. Support of KNX functions through innovative colour concept (yellow=lighting, blue=blind, orange=RTC, magenta=scene and white=neutral/no function assigned) or standard illumination red/green. The bus connection is provided via the enclosed bus terminal. The device requires a 12...24 V AC/DC external power supply to ensure its operation even with bus voltage failure.

Description	Standard Design ID	Order details		Price 1 piece	Dimensions mm	Pack unit pc.
		Type code	Order code			
Standard customization ¹⁾	Go to configurator	TSN/U.2.1-CG	2CKA006300A1603	€	86x157	1
Premium customization ^{1) 2)}	Go to configurator	TSN/U-CG	2CKA006300A1653	€	86x157	1

¹⁾ The individual design can be selected via the website:

URL: <https://tacteo-configurator.eu.mybuildings.abb.com/>

ABB i-bus® KNX

User Operation – Design Ranges – ABB tacteo®


Touch Control Element with Bus Coupler, FM

Freely configurable multifunction control element. The icons and/or texts are configured by means of a web configuration tool. With integrated KNX bus coupler. With integrated temperature sensor and proximity function. Push switch function: switching / dimming / blind / sending values / scenes etc. Support of KNX functions through innovative colour concept (yellow=lighting, blue=blind, orange=RTC, magenta=scene and white=neutral/no function assigned) or standard illumination red/green. The bus connection is provided via the enclosed bus terminal.



TB/U1.3.1-CG

1-fold						
Description	Standard Design ID	Order details		Price 1 piece	Dimensions	Pack unit
		Type code	Order code			
Standard customization ¹⁾	Go to configurator	TB/U1.3.1-CG	2CKA006300A1590		115x86	1
Premium customization ^{1) 2)}	Go to configurator	TB/U1-CG	2CKA006300A1641		115x86	1



TB/U2.8.1-CG

2-fold						
Description	Standard Design ID	Order details		Price 1 piece	Dimensions	Pack unit
		Type code	Order code			
Standard customization ¹⁾	Go to configurator	TB/U2.8.1-CG	2CKA006300A1579		115x86	1
Premium customization ^{1) 2)}	Go to configurator	TB/U2-CG	2CKA006300A1642		115x86	1



TB/U4.8.1-CG

4-fold						
Description	Standard Design ID	Order details		Price 1 piece	Dimensions	Pack unit
		Type code	Order code			
Standard customization ¹⁾	Go to configurator	TB/U4.8.1-CG	2CKA006300A1593		115x86	1
Premium customization ^{1) 2)}	Go to configurator	TB/U4-CG	2CKA006300A1643		115x86	1



TB/U6.8.1-CG

6-fold						
Description	Standard Design ID	Order details		Price 1 piece	Dimensions	Pack unit
		Type code	Order code			
Standard customization ¹⁾	Go to configurator	TB/U6.8.1-CG	2CKA006300A1594		115x86	1
Premium customization ^{1) 2)}	Go to configurator	TB/U6-CG	2CKA006300A1644		115x86	1

¹⁾ The individual design can be selected via the website:

URL: <https://tacteo-configurator.eu.mybuildings.abb.com/>



TR/U.3.1-CG

Touch Room Temperature Controller with Bus Coupler, FM

Ordering possible only in connection with the design ID. The icons and/or texts are configured by means of a web configuration tool. Support of KNX functions through innovative colour concept (yellow=lighting, blue=blind, orange=RTC, magenta=scene and white=neutral/no function assigned) or standard illumination red/green. Control element with room thermostat function for controlling TSA/K 230.1, TSA/K 24.1 in connection with KNX-Heating actuator, commercially available valve drives or analogue valve drives (continuous controllers). The controller is a constant room temperature controller for ventilator convectors (fan coils) in 2-pipe and 4-pipe systems and conventional heating or cooling systems. The fan stage can be switched manually or in automatic mode. Class of temperature controller 1. Contribution to space heating energy efficiency 1,0 %. With integrated KNX bus coupler.

Description	Standard Design ID	Order details		Price 1 piece	Dimensions mm	Pack unit
		Type code	Order code			
Standard customization ¹⁾	Go to configurator	TR/U.3.1-CG	2CKA006300A1595	€	115x86	1
Premium customization ^{1) 2)}	Go to configurator	TR/U-CG	2CKA006300A1647	€	115x86	1



TBW/U.3.1-CG

Busch-Watchdog® 180 Sensor Standard with Bus Coupler, FM

Ordering possible only in connection with the design ID. Movement detector with up to 4 channels. The bus can be connected via enclosed terminal block. With integrated temperature sensor. With integrated KNX bus coupler.

Description	Standard Design ID	Order details		Price 1 piece	Dimensions mm	Pack unit
		Type code	Order code			
Standard customization ¹⁾	Go to configurator	TBW/U.3.1-CG	2CKA006300A1596	€	115x86	1
Premium customization ^{1) 2)}	Go to configurator	TBW/U-CG	2CKA006300A1654	€	115x86	1



TA/U3.3.1-CG

Room Outdoor Sensor with Bus Coupler, FM

Ordering possible only in connection with the design ID. The icons and/or texts are configured by means of a web configuration tool. Freely programmable function "Do not disturb", "Bell" and "Make up room". Push switch function: switching / dimming / blind / sending values / scenes etc. Support of KNX functions through innovative colour concept (yellow=lighting, blue=blind, orange=RTC, magenta=scene and white=neutral/no function assigned) or standard illumination red/green. With integrated KNX bus coupler. With integrated temperature sensor and proximity function. The bus connection is provided via the enclosed bus terminal.

Description	Standard Design ID	Order details		Price 1 piece	Dimensions mm	Pack unit
		Type code	Order code			
Standard customization ¹⁾	Go to configurator	TA/U3.3.1-CG	2CKA006300A1597	€	115x86	1
Premium customization ^{1) 2)}	Go to configurator	TA/U3-CG	2CKA006300A1646	€	115x86	1

¹⁾ The individual design can be selected via the website:

URL: <https://tacteo-configurator.eu.mybuildings.abb.com/>

ABB i-bus® KNX

User Operation – Design Ranges – ABB tacteo®

Touch Control Element with Bus Coupler, FM

Freely configurable multifunction control element. The icons and/or texts are configured by means of a web configuration tool. With integrated KNX bus coupler. With integrated temperature sensor and proximity function. Push switch function: switching / dimming / blind / sending values / scenes etc. Support of KNX functions through innovative colour concept (yellow=lighting, blue=blind, orange=RTC, magenta=scene and white=neutral/no function assigned) or standard illumination red/green. The bus connection is provided via the enclosed bus terminal.



TB/U1.2.1-CG

1-fold

Description	Standard Design ID	Order details		Price 1 piece	Dimensions mm	Pack unit
		Type code	Order code			
Standard customization ¹⁾	Go to configurator	TB/U1.2.1-CG	2CKA006300A1578	€	86x115	1
Premium customization ^{1) 2)}	Go to configurator	TB/U1-CG	2CKA006300A1641	€	86x115	1



TB/U2.7.1-CG

2-fold

Description	Standard Design ID	Order details		Price 1 piece	Dimensions mm	Pack unit
		Type code	Order code			
Standard customization ¹⁾	Go to configurator	TB/U2.7.1-CG	2CKA006300A1580	€	86x115	1
Premium customization ^{1) 2)}	Go to configurator	TB/U2-CG	2CKA006300A1642	€	86x115	1



TB/U4.7.1-CG

4-fold

Description	Standard Design ID	Order details		Price 1 piece	Dimensions mm	Pack unit
		Type code	Order code			
Standard customization ¹⁾	Go to configurator	TB/U4.7.1-CG	2CKA006300A1581	€	86x115	1
Premium customization ^{1) 2)}	Go to configurator	TB/U4-CG	2CKA006300A1643	€	86x115	1



TB/U6.7.1-CG

6-fold

Description	Standard Design ID	Order details		Price 1 piece	Dimensions mm	Pack unit
		Type code	Order code			
Standard customization ¹⁾	Go to configurator	TB/U6.7.1-CG	2CKA006300A1582	€	86x115	1
Premium customization ^{1) 2)}	Go to configurator	TB/U6-CG	2CKA006300A1644	€	86x115	1

¹⁾ The individual design can be selected via the website:

URL: <https://tacteo-configurator.eu.mybuildings.abb.com/>



TR/U.2.1-CG

Touch Room Temperature Controller with Bus Coupler, FM

Ordering possible only in connection with the design ID. The icons and/or texts are configured by means of a web configuration tool. Support of KNX functions through innovative colour concept (yellow=lighting, blue=blind, orange=RTC, magenta=scene and white=neutral/no function assigned) or standard illumination red/green. Control element with room thermostat function for controlling TSA/K 230.1, TSA/K 24.1 in connection with KNX-Heating actuator, commercially available valve drives or analogue valve drives (continuous controllers). The controller is a constant room temperature controller for ventilator convectors (fan coils) in 2-pipe and 4-pipe systems and conventional heating or cooling systems. The fan stage can be switched manually or in automatic mode. Class of temperature controller 1. Contribution to space heating energy efficiency 1,0 %. With integrated KNX bus coupler.

Description	Standard Design ID	Order details		Price 1 piece	Dimensions mm	Pack unit
		Type code	Order code			
Standard customization ¹⁾	Go to configurator	TR/U.2.1-CG	2CKA006300A1583	€	86x115	1
Premium customization ^{1) 2)}	Go to configurator	TR/U-CG	2CKA006300A1647	€	86x115	1



TBW/U.2.1-CG

Busch-Watchdog® 180 Sensor Standard with Bus Coupler, FM

Ordering possible only in connection with the design ID. Movement detector with up to 4 channels. The bus can be connected via enclosed terminal block. With integrated temperature sensor. With integrated KNX bus coupler.

Description	Standard Design ID	Order details		Price 1 piece	Dimensions mm	Pack unit
		Type code	Order code			
Standard customization ¹⁾	Go to configurator	TBW/U.2.1-CG	2CKA006300A1584	€	86x115	1
Premium customization ^{1) 2)}	Go to configurator	TBW/U-CG	2CKA006300A1654	€	86x115	1

¹⁾ The individual design can be selected via the website:

URL: <https://tacteo-configurator.eu.mybuildings.abb.com/>

ABB i-bus® KNX

User Operation – Design Ranges – ABB tacteo®



TA/U3.2.1-CG

Room Outdoor Sensor with Bus Coupler, FM

Ordering possible only in connection with the design ID. The icons and/or texts are configured by means of a web configuration tool. Freely programmable function "Do not disturb", "Bell" and "Make up room". Push switch function: switching / dimming / blind / sending values / scenes etc. Support of KNX functions through innovative colour concept (yellow=lighting, blue=blind, orange=RTC, magenta=scene and white=neutral/no function assigned) or standard illumination red/green. With integrated KNX bus coupler. With integrated temperature sensor and proximity function. The bus connection is provided via the enclosed bus terminal. The device is mounted exclusively via the Italian flush-mounted device box according to EN60670 (CEI 23-48).

Description	Standard Design ID	Order details		Price 1 piece	Dimensions mm	Pack unit
		Type code	Order code			
Standard customization ¹⁾	Go to configurator	TA/U3.2.1-CG	2CKA006300A1585	€	86x115	1
Premium customization ¹⁾²⁾	Go to configurator	TA/U3-CG	2CKA006300A1646	€	86x115	1

¹⁾ The individual design can be selected via the website:

URL: <https://tacteo-configurator.eu.mybuildings.abb.com/>



TZW/U.0.1.CK

Removal protection tool

Tools for the removal of a device with installed removal protection TZE/U.0.11.CK. Installation is carried out on the flush-mounted insert of the device.

Description	Mod. width	Order details		Price	Weight	Pack
		Type code	Order code	1 piece	1 piece	unit
				€	kg	pc.
	-	TZW/U.0.1.CK	2CKA006300A1611			



TZE/U.0.1.CK

Removal protection for Control Elements

Prevents the disassembly of ABB Tenton® and Busch tacteo® control elements, room temperature controllers, external room sensors and movement detectors.

The tool with the mounted removal protection is disassembled using mounting tool TZW/U.x.x-CK.

Description	Mod. width	Order details		Price	Weight	Pack
		Type code	Order code	1 piece	1 piece	unit
				€	kg	pc.
	-	TZE/U.0.1.CK	2CKA006300A1633			



TZE/U.0.2.CK

Removal protection for access control devices for squared, horizontal and room number glass versions

Prevents the disassembly of ABB tacteo® card holders, card readers and external room sensors with/without card readers and room numbers.

Description	Mod. width	Order details		Price	Weight	Pack
		Type code	Order code	1 piece	1 piece	unit
				€	kg	pc.
	-	TZE/U.0.2.CK	2CSY245271S3601			



TZE/U.0.3.CK

Removal protection for access control devices for vertical glass versions

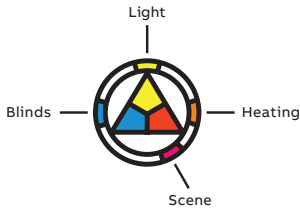
Prevents the dismantling of ABB tacteo® card holders, card readers and external room sensors with/without card readers and room numbers.

Description	Mod. width	Order details		Price	Weight	Pack
		Type code	Order code	1 piece	1 piece	unit
				€	kg	pc.
	-	TZE/U.0.3.CK	2CSY233741S3611			

ABB i-bus® KNX

User Operation – Design Ranges – Busch-priOn®

Busch-priOn® allows you to control and monitor functions for the entire room. Light, scenes, timer, blind control unit, heating control unit – all functions are controlled simply and intuitively via a rotary dial, and freely programmable functions can be called up via the rocker switches. Busch-priOn® is a non-fixed, modular concept.



Colours that make life easier.

A consistent colour coding concept and durable LED technology make Busch-priOn® extremely easy to operate. The dial lights up in the colours of the coding system, thus providing feedback on the function currently selected. Yellow stands for lighting, blue for the blind control unit, magenta for light scenes and orange for the heating control unit. These colours are also found on the rocker switches of the control element panels.

01



The rotary control element is equipped with a freely programmable button which can be pressed and turned. It can be used to switch and dim individual lamps, but also to switch on whole groups of lamps with one press of a button and vary their brightness continuously via the dial.

Function

Dimming | Blinds | Value | Light scenes | Logic functions | Time functions

Features

Illuminated dial | Colour coding concept | Anti-theft protection | Day/night operation

02



The single control element is equipped with a freely programmable "large" operating button. It can be assigned to one topic and can carry out a maximum of two commands.


Function

Switching | Dimming | Blinds | Value | Buttons | Light scenes | Logic functions | Time functions

Features

Illuminated rocker switch | Colour coding concept | Freely programmable control button | Anti-theft protection | Replaceable labelling symbol (Fig. shows Lighting labelling symbol)

03



The triple control element is equipped with 3 freely programmable control buttons. Each can be assigned to one topic and can carry out a maximum of two commands.

Function

Switching | Dimming | Blinds | Value | Buttons | Light scenes | Logic functions | Time functions

Features

Illuminated rocker switches | Colour coding concept | Freely programmable control buttons | Anti-theft protection | Replaceable labelling symbol (Fig. shows labelling symbols Lighting, Blinds and Scene)

- 01 Rotary control element
- 02 1 gang control element
- 03 3 gang control element



reddot design award
best of the best 2008

Busch-priOn® received special commendment in the category "best of the best," winning the "red dot award: communication design 2008" for its interface design.

01



A single-line display with integrated room temperature controller has been designed for the Busch-priOn® 3 gang control element, technically reduced to the basics and optically elegant. It is particularly easy to read due to the monochromatic design for white on black information. The room temperature controller, information function like time and date, up to 17 freely programmable text displays, IR sensor and proximity sensor have been integrated into the display. The design of the display is available in the colour and material "glass black" only.

02



Busch-priOn® is ideal in combination with the carat® switch series, which has surfaces in the same design.

03



The Busch-priOn® flush-mounted movement sensor can be used individually or with other Busch-priOn® modules. Practical because users thus do not have to look for the light switch and are greeted with light when first entering a dark room.

01 3 gang control element with single-line display and temperature controller

02 carat® glass black

03 Flush-mounted movement sensor

ABB i-bus® KNX

User Operation – Design Ranges –
Planning aid for Busch-priOn®

End strips without function

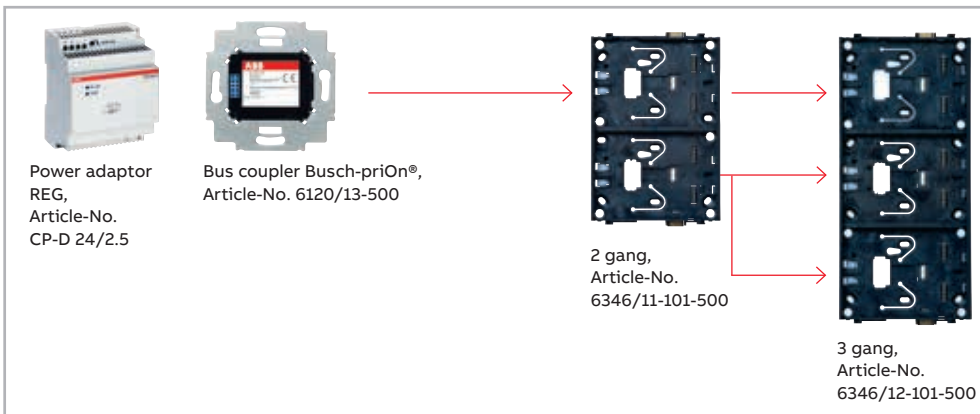
	
studio white, Article-No. 6348-24G-101-500	glass black, Article-No. 6348-825-101-500
	
white glass, Article-No. 6348-811-101-500	stainless steel, Article-No. 6348-860-101-500

Support frame, bus coupler



Note:

This power adaptor can supply up to 15 power bus couplers with current.







End strip



Commissioning adaptor,
Article-No. 6149/21-500

End strips without function


studio white, Article-No. 6349-24G-101-500

white glass, Article-No. 6349-811-101-500

glass black, Article-No. 6349-825-101-500

stainless steel, Article-No. 6349-860-101-500

End strip with IR proximity function




glass black,
Article-No.
6350-825-101-500

Note:
only combinable
with 3 gang control
element




Single-line
display and room
thermostat,
Article-No.
6351-825-101-500




Control element,
1 gang,
Article-No.
6340-825-101-500



Control element,
3 gang, Article-No.
6342-825-101-500



Rotary control
element, 1 gang,
Article-No.
6341-825-101-500



Busch-Watchdog,
180 FM,
Article-No.
6345-825-101-500


Labelling symbols




Labelling inserts for blinds, lighting,
RTC and scene. The colours are repeated in the
Busch-Jaeger colour concept.

End strips with temperature sensor.

Not combinable with FM actuators.



studio white,
Article-No. 6352-24G-101-500



white glass,
Article-No. 6352-811-101-500



glass black,
Article-No. 6352-825-101-500



stainless steel,
Article-No. 6352-860-101-500

ABB i-bus® KNX

User Operation – Design Ranges – Busch-priOn®



6120/12-101-500

Bus Coupler, FM

for Busch-priOn® support frame 1-fold 6346/10-10x and control elements 6122/0x-xxx, 6124/0x-xxx, 6125/0x-xxx, 6126/0x-xxx, 6127/0x-xxx, 6128/0x-xxx and 6129/0x-xxx.

Description	Mod. width	Order details		Price	Weight	Pack
		Type code	Order code	1 piece	1 piece	unit
				€	kg	pc.
	–	6120/12-101-500	2CKA006120A0075		0.068	1
swiss version	–	6120/12-101-508	2CKA006120A0076		0.068	1



6120/13-500

Power Bus Coupler, FM, Busch-priOn®

For Busch-priOn® base frame 1-fold, 2-fold and 3-fold. Separate power supply required. The KNX connection is used exclusively for bus communication.

Description	Mod. width	Order details		Price	Weight	Pack
		Type code	Order code	1 piece	1 piece	unit
				€	kg	pc.
	–	6120/13-500	2CKA006120A0072		0.095	1
swiss version	–	6120/13-508	2CKA006120A0073		0.095	1




6346/10-101-500

Base Frame, 1-fold, Busch-priOn®

For Busch-priOn® for seating and contact connection of rotary control elements, operating element 1-fold and 3-fold as well as the top/bottom finishing strip. For contacting with the Bus Coupler priOn or Power Bus Coupler priOn.

Description	Mod. width	Order details		Price	Weight	Pack
		Type code	Order code	1 piece	1 piece	unit
				€	kg	pc.
	–	6346/10-101-500	2CKA006310A0135		0.012	1




6346/11-101-500

Base Frame, 2-fold, Busch-priOn®

For Busch-priOn® for seating and contact connection of 8.89 cm (3.5") TFT colour display with rotary control element, rotary control element 1-fold and 3-fold as well as the top/bottom finishing strip. For contacting with the Power Bus Coupler priOn.

Description	Mod. width	Order details		Price	Weight	Pack
		Type code	Order code	1 piece	1 piece	unit
				€	kg	pc.
	–	6346/11-101-500	2CKA006310A0137		0.116	1



6346/12-101-500

Base Frame, 3-fold, Busch-priOn®

For Busch-priOn® for seating and contact connection of 8.89 cm (3.5") TFT colour display with rotary control element, rotary control element 1-fold and 3-fold as well as the top/bottom finishing strip. For contacting with the Power Bus Coupler priOn.

Description	Mod. width	Order details		Price	Weight	Pack
		Type code	Order code	1 piece	1 piece	unit
			€	kg	pc.	
	-	6346/12-101-500	2CKA006310A0139		0.159	1



6340-825-101-500

Control Element, 1-fold, Busch-priOn®

Freely programmable multi-function operation element for installation in the Base Frame 1-fold, 2-fold or 3-fold. Supports the KNX functions with innovative colour concept on the labelling symbols or standard lighting in red/green. The accompanying symbol can be substituted by other alternative labelling symbols.

Description	Mod. width	Order details		Price	Weight	Pack
		Type code	Order code	1 piece	1 piece	unit
			€	kg	pc.	
studio white, high gloss	-	6340-24G-101-500	2CKA006310A0109		0.188	1
white glass	-	6340-811-101-500	2CKA006310A0168		0.164	1
glas black	-	6340-825-101-500	2CKA006310A0108		0.145	1
stainless steel	-	6340-866-101-500	2CKA006310A0106		0.325	1



6342-825-101-500

Control Element, 3-fold, Busch-priOn®

Freely programmable multi-function operation element for installation in the Base Frame 1-fold, 2-fold or 3-fold. Supports the KNX functions with innovative colour concept on the labelling symbols or standard lighting in red/green. The accompanying symbol can be substituted by other alternative labelling symbols.

Description	Mod. width	Order details		Price	Weight	Pack
		Type code	Order code	1 piece	1 piece	unit
			€	kg	pc.	
studio white, high gloss	-	6342-24G-101-500	2CKA006310A0125		0.191	1
white glass	-	6342-811-101-500	2CKA006310A0172		0.203	1
glas black	-	6342-825-101-500	2CKA006310A0124		0.203	1
stainless steel	-	6342-866-101-500	2CKA006310A0122		0.32	1



6341-825-101-500

Rotary Control Element, 1-fold, Busch-priOn®

Freely programmable multi-function rotary control element for installation in the Base Frame 1-fold, 2-fold or 3-fold. Supports the KNX functions with innovative colour concept on the rotary knob or standard lighting in red/green. Rotary knob stainless steel.

Description	Mod. width	Order details		Price	Weight	Pack
		Type code	Order code	1 piece	1 piece	unit
			€	kg	pc.	
studio white, high gloss	-	6341-24G-101-500	2CKA006310A0117		0.218	1
white glass	-	6341-811-101-500	2CKA006310A0170		0.23	1
glas black	-	6341-825-101-500	2CKA006310A0116		0.175	1
stainless steel	-	6341-866-101-500	2CKA006310A0114		0.336	1

ABB i-bus® KNX

User Operation – Design Ranges – Busch-priOn®



6345-825-101-500

Busch Watchdog® 180 FM Sensor, Busch-priOn®

Sends switching commands with motion detection in combination with the bus coupler Busch-priOn®. Programmable via ETS for automatic and semi-automatic operation.

Description	Mod. width	Order details		Price	Weight	Pack unit
		Type code	Order code	1 piece	1 piece	
				€	kg	pc.
studio white, high gloss	–	6345-24G-101-500	2CKA006310A0081		0.188	1
white glass	–	6345-811-101-500	2CKA006310A0176		0.166	1
glas black	–	6345-825-101-500	2CKA006310A0080		0.167	1
stainless steel	–	6345-866-101-500	2CKA006310A0078		0.325	1

6348-825-101-500

Top End Strip, Busch-priOn®

For mounting on Base Frame 1-fold to 3-fold.

Description	Mod. width	Order details		Price	Weight	Pack unit
		Type code	Order code	1 piece	1 piece	
				€	kg	pc.
studio white, high gloss	–	6348-24G-101-500	2CKA006310A0147		0.024	1
white glass	–	6348-811-101-500	2CKA006310A0178		0.034	1
glas black	–	6348-825-101-500	2CKA006310A0146		0.027	1
stainless steel	–	6348-860-101-500	2CKA006310A0144		0.048	1

6350-825-101-500

Top End Strip with IR Receiver and Proximity Sensor, Busch-priOn®

For mounting on Base Frame 1-fold to 3-fold. With integrated IR receiver for control by IR handheld control as well as integrated proximity function.

Description	Mod. width	Order details		Price	Weight	Pack unit
		Type code	Order code	1 piece	1 piece	
				€	kg	pc.
glas black	–	6350-825-101-500	2CKA006310A0157		0.037	1

6349-825-101-500

Bottom End Strip, without logo, Busch-priOn®

For mounting on Base Frame 1-fold to 3-fold.

Description	Mod. width	Order details		Price	Weight	Pack
		Type code	Order code	1 piece	1 piece	unit
			€	kg	pc.	
studio white, high gloss	-	6349-24G-101-500	2CKA006310A0155		0.024	1
white glass	-	6349-811-101-500	2CKA006310A0180		0.035	1
glas black	-	6349-825-101-500	2CKA006310A0154		0.027	1
stainless steel	-	6349-860-101-500	2CKA006310A0152		0.048	1

6352-825-101-500

Bottom End Strip with Temperature Sensor, Busch-priOn®

For mounting on Base Frame 1-fold to 3-fold. Provides the value measured by the temperature sensor to the 8.89 cm (3.5") TFT colour display or the room thermostat.

Description	Mod. width	Order details		Price	Weight	Pack
		Type code	Order code	1 piece	1 piece	unit
			€	kg	pc.	
studio white, high gloss	-	6352-24G-101-500	2CKA006310A0165		0.024	1
white glass	-	6352-811-101-500	2CKA006310A0182		0.04	1
glas black	-	6352-825-101-500	2CKA006310A0164		0.024	1
stainless steel	-	6352-860-101-500	2CKA006310A0162		0.048	1



6351/08-825-500

Top End Strip with Display, Room Thermostat, IR Receiver and Proximity Sensor, Busch-priOn®

Top end strip for installation on 1 gang to 3 gang support frame (6346/10-101, 6346/11-101 and 6346/12-101). With integrated IR receiver for control using the Busch remote control 6010-25 or 6020-.../6121... and integrated proximity function. For heating and cooling (PI, PWM or 2-point). For control of up to 5-level ventilation actuators. With manual adjustment of fan levels. Master/slave configuration. With base-load operation. Display of up to 17 functions as text and/or icon. Only in connection with 1-gang rotary control element (6341-xxx-101) and 3-gang control element (6342-xxx-101) possible. Incl. 10 logic channels (light scene actuator, sequence actuator, logic gates, etc.). Detection range: frontal: 0.5 m, lateral: 0.5 m. Detection angle: 100°. Mounting height: 1.1 m. Protection class (Device): IP 20. Temperature range (Device): -5 °C to 45 °C.

Dimensions: (L x W x D): 33.4 mm x 106.6 mm x 15.5 mm

Description	Mod. width	Order details		Price	Weight	Pack
		Type code	Order code	1 piece	1 piece	unit
			€	kg	pc.	
glas black	-	6351/08-825-500	2CKA006310A0183		0.064	1

ABB i-bus® KNX

User Operation – Design Ranges – Busch-priOn®



6353/20-860-500

Inscription Symbols, Busch-priOn®

For Busch-priOn® operating element 1-fold to 3-fold with different symbols.

Description	Mod. width	Order details		Price	Weight	Pack
		Type code	Order code	1 piece	1 piece	unit
				€	kg	pc.
lighting	–	6353/20-860-500	2CKA006310A0093		0.011	1
blind	–	6353/30-860-500	2CKA006310A0094		0.011	1
Room Temperature	–	6353/40-860-500	2CKA006310A0095		0.011	1
scene	–	6353/50-860-500	2CKA006310A0096		0.011	1



6149/21-500

Commissioning Interface / Adapter

6120/12-101-500 and 6120/13-500 via USB port or via SD card slot.

With integrated battery for independent operation for up to 8 h.

Description	Mod. width	Order details		Price	Weight	Pack
		Type code	Order code	1 piece	1 piece	unit
				€	kg	pc.
	–	6149/21-500	2CKA006133A0201		0.15	1



CP-D 24/2.5

Power Supply Unit, 24 V DC, 2.5 A

6120/12-101-500 and 6120/13-500 via USB port or via SD card slot.

With integrated battery for independent operation for up to 8 h.

Description	Mod. width	Order details		Price	Weight	Pack
		Type code	Order code	1 piece	1 piece	unit
				€	kg	pc.
	–	CP-D 24/2.5	2CDG120037R0011		0.252	1

HVAC room automation

Solutions for HVAC room automation

ABB's room automation solutions ensure that all functions in a room are operated as efficiently as possible to save operational costs and improve the space environment.

For perfect climate conditions in a room

ABB's portfolio includes controllers for fan coils, radiators, floor heating and cooling ceiling applications, and devices for operating that can be easily installed on the wall or above the ceiling. Room control units are determined for small to medium commercial buildings. The whole ABB i-bus® KNX product portfolio is compatible with ClimaECO.



Easy installation and commissioning

Room Control Unit, SAR/A

The room temperature control unit allows every kind of room to be individually and conveniently heated or cooled as needed.

- Can be connected directly to FCC/S and VC/S
- Easy installation and commissioning
- Optimal price/performance
- No power supply needed

User operation products



High degree of functionality

ClimaECO Room Controller

ABB has optimized its range of KNX room control units for commercial buildings. The result: easy-to-use room thermostats.

- Available with integrated room temperature controller and CO₂/humidity sensor
- Can be flush or surface-mounted
- Control of all room functions from HVAC to shading and lighting

ABB i-bus® KNX

User Operation – Design Ranges – ABB Tenton®



SBS/U6.0.1-84

Control Element with RTC Slave Unit, 6-fold

Freely configurable multifunction control element. Room Thermostat slave with max. 6 gang control. With labelling field. Transparent labelling sheet with standard symbols included in delivery. Support of KNX functions through innovative colour concept (yellow=lighting, blue=blind, orange=RTC, magenta=scene and white=neutral/no function assigned) or standard illumination red/green. Rocker switch left/right (switching/dimming/blind/value sender/light scenes/fan function). With integrated temperature sensor. With actual value temperature display. With display of set-value temperature. The bus can be connected via enclosed terminal block.

Description	Mod. width	Order details		Price	Weight	Pack
		Type code	Order code	1 piece	1 piece	unit
				€	kg	pc.
davos/studio white	-	SBS/U6.0.1-84	2CKA006330A0002			1
studio white matt	-	SBS/U6.0.1-884	2CKA006330A0036			1
black matt	-	SBS/U6.0.1-885	2CKA006330A0037			1
aluminium silver	-	SBS/U6.0.1-83	2CKA006330A0038			1



SBR/U6.0.1-84

Room Temperature Controller with Control Element, 6-fold

Freely configurable multifunction control element. With integrated KNX bus coupler. With labelling field. Support of KNX functions through innovative colour concept (yellow=lighting, blue=blind, orange=RTC, magenta=scene and white=neutral/no function assigned) or standard illumination red/green. Push switch function: switching / dimming / blind / sending values / scenes etc. For activating heating, ventilation and fan coil actuators. Master/slave configuration. With base-load operation. The fan stage can be switched manually or in automatic mode. Class of temperature controller 1.

Description	Mod. width	Order details		Price	Weight	Pack
		Type code	Order code	1 piece	1 piece	unit
				€	kg	pc.
davos/studio white	-	SBR/U6.0.1-84	2CKA006330A0004			1
studio white matt	-	SBR/U6.0.1-884	2CKA006330A0042			1
black matt	-	SBR/U6.0.1-885	2CKA006330A0043			1
aluminium silver	-	SBR/U6.0.1-83	2CKA006330A0044			1



SBS/U10.0.1-84

Control Element with RTC Slave Unit, 10-fold

Freely configurable multifunction control element. With labelling field. Transparent labelling sheet with standard symbols included in delivery. Support of KNX functions through innovative colour concept (yellow=lighting, blue=blind, orange=RTC, magenta=scene and white=neutral/no function assigned) or standard illumination red/green. Rocker switch left/right (switching/dimming/blind/value sender/light scenes/fan function). With integrated temperature sensor. With actual value temperature display. With display of set-value temperature. The bus can be connected via enclosed terminal block.

Description	Mod. width	Order details		Price	Weight	Pack
		Type code	Order code	1 piece	1 piece	unit
				€	kg	pc.
davos/studio white	-	SBS/U10.0.1-84	2CKA006330A0006			1
studio white matt	-	SBS/U10.0.1-884	2CKA006330A0048			1
black matt	-	SBS/U10.0.1-885	2CKA006330A0049			1
aluminium silver	-	SBS/U10.0.1-83	2CKA006330A0050			1



SBR/U10.0.1-84

Room Temperature Controller with Control Element, 10-fold

Freely configurable multifunction control element. With integrated KNX bus coupler. With labelling field. Support of KNX functions through innovative colour concept (yellow=lighting, blue=blind, orange=RTC, magenta=scene and white=neutral/no function assigned) or standard illumination red/green. Push switch function: switching / dimming / blind / sending values / scenes etc. Master/slave configuration. With base-load operation. The controller is a constant room temperature controller for ventilator convectors (fan coils) in 2-pipe and 4-pipe systems and conventional heating or cooling systems. The fan stage can be switched manually or in automatic mode. Class of temperature controller 1.

Description	Mod. width	Order details		Price	Weight	Pack
		Type code	Order code	1 piece	1 piece	unit
				€	kg	pc.
davos/studio white	-	SBR/U10.0.1-84	2CKA006330A0008			1
studio white matt	-	SBR/U10.0.1-884	2CKA006330A0054			1
black matt	-	SBR/U10.0.1-885	2CKA006330A0055			1
aluminium silver	-	SBR/U10.0.1-83	2CKA006330A0056			1



SBC/U6.0.1-84

RTC with CO₂/Humidity Sensor and Control Element

Control element with room temperature controller function and CO₂/moisture/air pressure sensor. With integrated KNX bus coupler. With labelling field. Support of KNX functions through innovative colour concept (yellow=lighting, blue=blind, orange=RTC, magenta=scene and white=neutral/no function assigned) or standard illumination red/green. Push switch function: switching / dimming / blind / sending values / scenes etc. For activating heating, ventilation and fan coil actuators. Master/slave configuration. With base-load operation. The fan stage can be switched manually or in automatic mode. Class of temperature controller 1.

Description	Mod. width	Order details		Price	Weight	Pack
		Type code	Order code	1 piece	1 piece	unit
				€	kg	pc.
davos/studio white, 6-fold	-	SBC/U6.0.1-84	2CKA006330A0010			1
studio white matt, 6-fold	-	SBC/U6.0.1-884	2CKA006330A0060			1
black matt, 6-fold	-	SBC/U6.0.1-885	2CKA006330A0061			1
aluminium silver, 6-fold	-	SBC/U6.0.1-83	2CKA006330A0062			1
davos/studio white, 10-fold	-	SBC/U10.0.1-84	2CKA006330A0012			1
studio white matt, 10-fold	-	SBC/U10.0.1-884	2CKA006330A0066			1
black matt, 10-fold	-	SBC/U10.0.1-885	2CKA006330A0067			1
aluminium silver, 10-fold	-	SBC/U10.0.1-83	2CKA006330A0068			1

ABB i-bus® KNX

User Operation – Design Ranges – ABB Tenton®



SB/U8.0.1-84

Control Element

With integrated KNX bus coupler. With labelling field. Support of KNX functions through innovative colour concept (yellow=lighting, blue=blind, orange=RTC, magenta=scene and white=neutral/no function assigned) or standard illumination red/green.

Push switch function: switching / dimming / blind / sending values / scenes etc. With integrated temperature sensor. Number of bus subscribers: 1

Description	Mod. width	Order details		Price	Weight	Pack unit
		Type code	Order code	1 piece	1 piece	
				€	kg	pc.
davos/studio white, 8-fold	–	SB/U8.0.1-84	2CKA006330A0014			1
studio white matt, 8-fold	–	SB/U8.0.1-884	2CKA006330A0072			1
black matt, 8-fold	–	SB/U8.0.1-885	2CKA006330A0073			1
aluminium silver, 8-fold	–	SB/U8.0.1-83	2CKA006330A0074			1
davos/studio white, 12-fold	–	SB/U12.0.1-84	2CKA006330A0016			1
studio white matt, 12-fold	–	SB/U12.0.1-884	2CKA006330A0078			1
black matt, 12-fold	–	SB/U12.0.1-885	2CKA006330A0079			1
aluminium silver, 12-fold	–	SB/U12.0.1-83	2CKA006330A0080			1



SAS/A.0.1-84

Support Frame, small, SM

Surface-mounted housing for mounting 8 gang control element, RT with 6 gang control element.

Description	Mod. width	Order details		Price	Weight	Pack unit
		Type code	Order code	1 piece	1 piece	
				€	kg	pc.
davos/studio white	–	SAS/A.0.1-84	2CKA006330A0018			1
studio white matt	–	SAS/A.0.1-884	2CKA006330A0084			1
black matt	–	SAS/A.0.1-885	2CKA006330A0085			1
aluminium silver	–	SAS/A.0.1-83	2CKA006330A0086			1



SAB/A.0.1-84

Support Frame, large, SM

Surface-mounted housing for mounting 12 gang control element, RT with 10 gang control element.

Description	Mod. width	Order details		Price	Weight	Pack unit
		Type code	Order code	1 piece	1 piece	
				€	kg	pc.
davos/studio white	–	SAB/A.0.1-84	2CKA006330A0020			1
studio white matt	–	SAB/A.0.1-884	2CKA006330A0090			1
black matt	–	SAB/A.0.1-885	2CKA006330A0091			1
aluminium silver	–	SAB/A.0.1-83	2CKA006330A0092			1



SLS/A.0.1-84

Cover for Label Area, small, RTC

Marking coverplate for RTR with 6 gang control element.

Description	Mod. width	Order details		Price	Weight	Pack
		Type code	Order code	1 piece	1 piece	unit
				€	kg	pc.
davos/studio white	-	SLS/A.0.1-84	2CKA006330A0022			1
studio white matt	-	SLS/A.0.1-884	2CKA006330A0097			1
black matt	-	SLS/A.0.1-885	2CKA006330A0098			1
aluminium silver	-	SLS/A.0.1-83	2CKA006330A0099			1



SLM/A.0.1-84

Cover for Label Area, Control Element, small

Marking coverplate for 8 gang control element.

Description	Mod. width	Order details		Price	Weight	Pack
		Type code	Order code	1 piece	1 piece	unit
				€	kg	pc.
davos/studio white	-	SLM/A.0.1-84	2CKA006330A0024			1
studio white matt	-	SLM/A.0.1-884	2CKA006330A0105			1
black matt	-	SLM/A.0.1-885	2CKA006330A0106			1
aluminium silver	-	SLM/A.0.1-83	2CKA006330A0107			1



SLB/A.0.1-84

Cover for Label Area, large, RTC

Upper marking coverplate for RT with 10-fold control element.

Description	Mod. width	Order details		Price	Weight	Pack
		Type code	Order code	1 piece	1 piece	unit
				€	kg	pc.
davos/studio white	-	SLB/A.0.1-84	2CKA006330A0026			1
studio white matt	-	SLB/A.0.1-884	2CKA006330A0113			1
black matt	-	SLB/A.0.1-885	2CKA006330A0114			1
aluminium silver	-	SLB/A.0.1-83	2CKA006330A0115			1

ABB i-bus® KNX

User Operation – Design Ranges – ABB Tenton®



SLX/A.0.1-84

Cover for Label Area, Control Element, large


Marking coverplate for 12 gang control element.

Description	Mod. width	Order details		Price	Weight	Pack unit
		Type code	Order code	1 piece	1 piece	
				€	kg	pc.
davos/studio white	–	SLX/A.0.1-84	2CKA006330A0028			1
studio white matt	–	SLX/A.0.1-884	2CKA006330A0121			1
black matt	–	SLX/A.0.1-885	2CKA006330A0122			1
aluminium silver	–	SLX/A.0.1-83	2CKA006330A0123			1


Bottom end strips without manufacturer logo

Bottom end strip for mounting on SBC/U, SBR/U, SBS/U and SB/U.

Description	Mod. width	Order details		Price	Weight	Pack unit
		Type code	Order code	1 piece	1 piece	
				€	kg	pc.
davos/studio white	–	SLY/A.0.1-84	2CKA006330A0030			1
studio white matt	–	SLY/A.0.1-884	2CKA006330A0129			1
black matt	–	SLY/A.0.1-885	2CKA006330A0130			1
aluminium silver	–	SLY/A.0.1-83	2CKA006330A0131			1



SLY/A.0.1-84



Switch design:
Busch-art linear®

The latest generation of
smart sensor technology
ABB Trevion®

ABB Trevion®

A touch of perfection

Design and functionality have never been so in sync! ABB Trevion®'s display and control elements match many of our switch design ranges. With its innovative swipe - and rotation functions, animated light guide, and customizable display and control elements, it adds a touch of perfection to any home! solutions.abb/trevion

Let's write the future. Together.



ABB i-bus® KNX

User Operation – Design Ranges – ABB Trevion®
Busch-balance®/ABB SAGA™



SD/U12.55.1-825

Touch Display 2.4", 55 x 55 mm, FM

NEW

Freely programmable touch panel 1 – up to 12-fold featuring a 2.4-inch IPS screen with 240*240 resolution that offers home control and monitoring of the free@home, or KNX system. Control, observe and manage your entire installation on one device: Switching - Dimming - Slider - Blind - RGBW control element - Step switch - Scene switch - Display element - Audio control element. With scene function, logic functions, presence simulation and time programs.

KNX functions:

- A total 12 control elements are displayed on a maximum of 12 pages
- 12 fault and alarm messages
- 10 logic functions
- 10 weekly timers
- 10 scene actuators
- 1 integrated temperature controller (RTC)
- Page display with a maximum of 4 touch surfaces on one page
- Primary function
- Integrated temperature sensor
- Haptic feedback
- Proximity sensor
- Brightness sensor
- 1 binary input or external temperature sensor input (PT1000 / 6226/T)

External power supply needed: 20-32 V DC (SELV)

Number of bus subscribers: 1

Optional Removal protection: TZE/U.0.xx.CK

Display size: 6.10 cm (2.4")

Display resolution: 240*240

Display screen: IPS display

Dimensions (L x W x D): (55 mm x 55 mm x 32 mm)

Display surface: glass black (-825)

Class of temperature controller 1 Contribution to space heating energy efficiency 1,0 %.

Description	Mod. width	Order details		Price	Weight	Pack
		Type code	Order code	1 piece	1 piece	unit
				€	kg	pc.
glass black	-	SD/U12.55.1-825	2TMA310011B0001		0.069	1



KK/U4.55.1

Control Element, 55 x 55 mm**NEW**

Freely configurable multifunction keypad 1- up to 4-fold with acoustic feedback. Communication over separat bus coupler unit (BA/U1.0.1). Operation via tapping or swiping of the parametrized functions, e.g., switching, dimming, blind / shutter control, scene.

- Primary function
- Integrated temperature sensor
- Buzzer for acoustic feedback
- Support of functions/status through innovative RGB light guide concept
- Day/night mode
- Orientation light
- Alarm function supported over light guide and acoustic feedback, e.g. 5 logic channels for KNX
- Light scene actuator
- Logic gates, etc.
- Sequencer
- Staircase function

Optional Removal protection: CSE/U0.1.xx.CK

Number of bus subscribers: 1

Description	Mod. width	Order details		Price	Weight	Pack unit
		Type code	Order code	1 piece	1 piece	
				€	kg	pc.
white	-	KK/U4.55.1	2CKA006115A0506		0.0296	1



BA/U1.0.1

Bus Coupling Unit KNX**NEW**

KNX bus coupler unit for keypad 1- up to 4-fold devices: KK/U4.55.1, KK/U4.63.1 and KK/U4.70.1.

Bus connection via enclosed terminal block

Description	Mod. width	Order details		Price	Weight	Pack unit
		Type code	Order code	1 piece	1 piece	
				€	kg	pc.
	-	BA/U1.0.1	2CKA006120A0080		0.121	1

ABB i-bus® KNX

User Operation – Design Ranges – ABB Trevion®
Busch-balance®/ABB SAGA™



LFW/A.0.55.1-CK

Cover customized

NEW

Freely configurable labeling field for keypad 1 – 4-fold (KK/U4.55.1).
Ordering possible only with the unique design ID.
The icons and/or texts are configured over a web configuration tool.

Description	Mod. width	Order details		Price	Weight	Pack
		Type code	Order code	1 piece	1 piece	unit
				€	kg	pc.
alpine white	–	LFW/A.0.55.1-CK	2CKA006199A0162		0.0076	1



LFW/A.4.55.1-914

Cover without Icon, 1 – 4-fold

NEW

Labeling field without icon/text for keypad 1 – 4-fold (KK/U4.55.1).

Description	Mod. width	Order details		Price	Weight	Pack
		Type code	Order code	1 piece	1 piece	unit
				€	kg	pc.
1-fold	–	LFW/A.1.55.1-914	2CKA006199A0170		0.0076	1
2-fold	–	LFW/A.2.55.1-914	2CKA006199A0171		0.0076	1
3-fold	–	LFW/A.3.55.1-914	2CKA006199A0172		0.0076	1
4-fold	–	LFW/A.4.55.1-914	2CKA006199A0173		0.0076	1



LFBT/A.1.55.1-914

Cover with Light Icon, 1-fold Button

NEW

Labeling field with light icon for keypad 1 – 4-fold (KK/U4.55.1).

Description	Mod. width	Order details		Price	Weight	Pack
		Type code	Order code	1 piece	1 piece	unit
				€	kg	pc.
alpine white	–	LFBT/A.1.55.1-914	2CKA006199A0174		0.0076	1



LFJT/A.1.55.1-914

Cover with Blind Icon, 1-fold Button

NEW

Labeling field with blind icon for keypad 1 – 4-fold (KK/U4.55.1).

Description	Mod. width	Order details		Price	Weight	Pack
		Type code	Order code	1 piece	1 piece	unit
				€	kg	pc.
alpine white	–	LFJT/A.1.55.1-914	2CKA006199A0175		0.0076	1



LFST/A.1.55.1-914

Cover with Scene Icon, 1-fold Button

NEW

Labeling field with one scene icon for keypad 1 – 4-fold (KK/U4.55.1).

Description	Mod. width	Order details		Price	Weight	Pack
		Type code	Order code	1 piece	1 piece	unit
				€	kg	pc.
alpine white	–	LFST/A.1.55.1-914	2CKA006199A0176		0.0076	1



LFDW/A.1.55.1-914

Cover with Dim Icon, 1-fold Rocker**NEW**

Labeling field with one dimming icon for keypad 1 – 4-fold (KK/U4.55.1).

Description	Mod. width	Order details		Price	Weight	Pack
		Type code	Order code	1 piece	1 piece	unit
				€	kg	pc.
alpine white	–	LFDW/A.1.55.1-914	2CKA006199A0344		0.0076	1



LFJW/A.1.55.1-914

Cover with Blind Icon, 1-fold Rocker**NEW**

Labeling field with blind icon for keypad 1 – 4-fold (KK/U4.55.1).

Description	Mod. width	Order details		Price	Weight	Pack
		Type code	Order code	1 piece	1 piece	unit
				€	kg	pc.
alpine white	–	LFJW/A.1.55.1-914	2CKA006199A0345		0.0076	1



LFAW/A.1.55.1-914

Cover with Up/Down Icon, 1-fold Rocker**NEW**

Labeling field with up/down icon for keypad 1 – 4-fold (KK/U4.55.1).

Description	Mod. width	Order details		Price	Weight	Pack
		Type code	Order code	1 piece	1 piece	unit
				€	kg	pc.
alpine white	–	LFAW/A.1.55.1-914	2CKA006199A0346		0.0076	1



LFBT/A.2.55.1-914

Cover with Light Icon, 2-fold Button**NEW**

Labeling field with light icon for keypad 1 – 4-fold (KK/U4.55.1).

Description	Mod. width	Order details		Price	Weight	Pack
		Type code	Order code	1 piece	1 piece	unit
				€	kg	pc.
alpine white	–	LFBT/A.2.55.1-914	2CKA006199A0347		0.0076	1



LFJT/A.2.55.1-914

Cover with Blind Icon, 2-fold Button**NEW**

Labeling field with blind icon for keypad 1 – 4-fold (KK/U4.55.1).

Description	Mod. width	Order details		Price	Weight	Pack
		Type code	Order code	1 piece	1 piece	unit
				€	kg	pc.
alpine white	–	LFJT/A.2.55.1-914	2CKA006199A0348		0.0076	1



LFST/A.2.55.1-914

Cover with Scene Icon, 2-fold Button**NEW**

Labeling field with one scene icon for keypad 1 – 4-fold (KK/U4.55.1).

Description	Mod. width	Order details		Price	Weight	Pack
		Type code	Order code	1 piece	1 piece	unit
				€	kg	pc.
alpine white	–	LFST/A.2.55.1-914	2CKA006199A0349		0.0076	1

ABB i-bus® KNX

User Operation – Design Ranges – ABB Trevion®
Busch-balance®/ABB SAGA™



LFDW/A.2.55.1-914

Cover with Dim/Blind Icon, 2-fold Rocker

NEW

Labeling field with one dimming- and one blind-icon for keypad 1 – 4-fold (KK/U4.55.1).

Description	Mod. width	Order details		Price	Weight	Pack
		Type code	Order code	1 piece	1 piece	unit
		€	kg	pc.		
alpine white	–	LFDW/A.2.55.1-914	2CKA006199A0350		0.0076	1



LFAW/A.2.55.1-914

Cover with Up/Down Icon, 2-fold Rocker

NEW

Labeling field with up/down icon for keypad 1 – 4-fold (KK/U4.55.1).

Description	Mod. width	Order details		Price	Weight	Pack
		Type code	Order code	1 piece	1 piece	unit
		€	kg	pc.		
alpine white	–	LFAW/A.2.55.1-914	2CKA006199A0351		0.0076	1



LFMW/A.4.55.1-914

Cover with Music Icon, 4-fold Button

NEW

Labeling field with Stop/Play/Volume icon for keypad 1 – 4-fold (KK/U4.55.1).

Description	Mod. width	Order details		Price	Weight	Pack
		Type code	Order code	1 piece	1 piece	unit
		€	kg	pc.		
alpine white	–	LFMW/A.4.55.1-914	2CKA006199A0352		0.0076	1



CSE/U0.1.1.CK

Removal protection

NEW

Description	Mod. width	Order details		Price	Weight	Pack
		Type code	Order code	1 piece	1 piece	unit
		€	kg	pc.		
	–	CSE/U0.1.1.CK	2CKA006199A0512			1

ABB i-bus® KNX

User Operation – Design Ranges – ABB Trevion®

future® linear/solo®/carat®/pure stainless steel/Busch-axcent®/Dynasty®



SD/U12.63.1-825

Touch Display 2.4", 63 x 63 mm, FM

NEW

Freely programmable touch panel 1 – up to 12-fold featuring a 2.4-inch IPS screen with 240*240 resolution that offers home control and monitoring of the free@home, or KNX system. Control, observe and manage your entire installation on one device: Switching - Dimming - Slider - Blind - RGBW control element - Step switch - Scene switch - Display element - Audio control element. With scene function, logic functions, presence simulation and time programs.

KNX functions:

- A total 12 control elements are displayed on a maximum of 12 pages.
- 12 fault and alarm messages
- 10 logic functions
- 10 weekly timers
- 10 scene actuators
- 1 integrated temperature controller (RTC)
- Page display with a maximum of 4 touch surfaces on one page
- Primary function
- Integrated temperature sensor
- Haptic feedback
- Proximity sensor
- Brightness sensor
- 1 binary input or external temperature sensor input (PT1000 / 6226/T)

External power supply needed: 20-32 V DC (SELV)

Number of bus subscribers: 1

Optional Removal protection: TZE/U.0.xx.CK

Display size: 6.10 cm (2.4")

Display resolution: 240*240

Display screen: IPS display

Dimensions (L x W x D): (63 mm x 63 mm x 32 mm)

Display surface: glass black (-825)

Class of temperature controller 1 Contribution to space heating energy efficiency 1,0 %.

Description	Mod. width	Order details		Price	Weight	Pack
		Type code	Order code	1 piece	1 piece	unit
				€	kg	pc.
glass black	-	SD/U12.63.1-825	2TMA310011B0002		0.0076	1

ABB i-bus® KNX

User Operation – Design Ranges – ABB Trevion®

future® linear/solo®/carat®/pure stainless steel/Busch-axcent®/Dynasty®



KK/U4.63.1

Control Element, 63 x 63 mm

NEW

Freely configurable multifunction keypad 1- up to 4-fold with acoustic feedback. Communication over separat bus coupler unit (BA/U1.0.1). Operation via tapping or swiping of the parametrized functions, e.g., switching, dimming, blind/shutter control, scene.

- Primary function
- Integrated temperature sensor
- Buzzer for acoustic feedback
- Support of functions/status through innovative RGB light guide concept
- Day/night mode
- Orientation light
- Alarm function supported over light guide and acoustic feedback, e.g. 5 logic channels for KNX
- Light scene actuator
- Logic gates, etc.
- Sequencer
- Staircase function

Optional Removal protection: CSE/U0.1.xx.CK

Number of bus subscribers: 1

Description	Mod. width	Order details		Price	Weight	Pack unit
		Type code	Order code	1 piece	1 piece	
				€	kg	pc.
white	–	KK/U4.63.1	2CKA006115A0504		0.0271	1



BA/U1.0.1

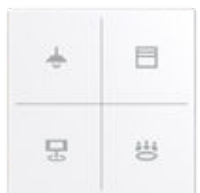
Bus Coupling Unit KNX

NEW

KNX bus coupler unit for keypad 1- up to 4-fold devices: KK/U4.55.1, KK/U4.63.1 and KK/U4.70.1.

Bus connection via enclosed terminal block.

Description	Mod. width	Order details		Price	Weight	Pack unit
		Type code	Order code	1 piece	1 piece	
				€	kg	pc.
	–	BA/U1.0.1	2CKA006120A0080		0.121	1



LFW/A.0.63.1-CK

Cover customized

NEW

Freely configurable labeling field for keypad 1 – 4-fold (KK/U4.63.1.)

Ordering possible only with the unique design ID.

The icons and/or texts are configured over a web configuration tool.

Description	Mod. width	Order details		Price	Weight	Pack unit
		Type code	Order code	1 piece	1 piece	
				€	kg	pc.
pure plastics	–	LFW/A.0.63.1-CK	2CKA006199A0041		0.0076	1
painted plastics	–	LFW/A.0.63.1-CKL	2CKA006199A0514		0.0076	1



LFW/A.1.63.1-81

Cover without Icon, 1-fold

Labeling field without icon/text for keypad 1 – 4-fold (KK/U4.63.1).

NEW

Description	Mod. width	Order details		Price	Weight	Pack
		Type code	Order code	1 piece	1 piece	unit
				€	kg	pc.
anthracite	–	LFW/A.1.63.1-81	2CKA006199A0098		0.0076	1
ivory white	–	LFW/A.1.63.1-82	2CKA006199A0099		0.0076	1
aluminium silver	–	LFW/A.1.63.1-83	2CKA006199A0100		0.0076	1
studio white	–	LFW/A.1.63.1-84	2CKA006199A0101		0.0076	1
studio white matt	–	LFW/A.1.63.1-884	2CKA006199A0102		0.0076	1
black matt	–	LFW/A.1.63.1-885	2CKA006199A0103		0.0076	1
stainless steel	–	LFW/A.1.63.1-866	2CKA006199A0105		0.0076	1



LFW/A.2.63.1-81

Cover with Design Line, 2-fold

Labeling field with design line for keypad 1 – 4-fold (KK/U4.63.1).

NEW

Description	Mod. width	Order details		Price	Weight	Pack
		Type code	Order code	1 piece	1 piece	unit
				€	kg	pc.
anthracite	–	LFW/A.2.63.1-81	2CKA006199A0107		0.0076	1
aluminium silver	–	LFW/A.2.63.1-83	2CKA006199A0109		0.0076	1
studio white	–	LFW/A.2.63.1-84	2CKA006199A0110		0.0076	1
studio white matt	–	LFW/A.2.63.1-884	2CKA006199A0111		0.0076	1
black matt	–	LFW/A.2.63.1-885	2CKA006199A0112		0.0076	1
stainless steel	–	LFW/A.2.63.1-866	2CKA006199A0114		0.0076	1



LFW/A.3.63.1-81

Cover with Design Line, 3-fold

Labeling field with design line for keypad 1 – 4-fold (KK/U4.63.1).

NEW

Description	Mod. width	Order details		Price	Weight	Pack
		Type code	Order code	1 piece	1 piece	unit
				€	kg	pc.
anthracite	–	LFW/A.3.63.1-81	2CKA006199A0116		0.0076	1
ivory white	–	LFW/A.3.63.1-82	2CKA006199A0117		0.0076	1
aluminium silver	–	LFW/A.3.63.1-83	2CKA006199A0118		0.0076	1
studio white	–	LFW/A.3.63.1-84	2CKA006199A0119		0.0076	1
studio white matt	–	LFW/A.3.63.1-884	2CKA006199A0120		0.0076	1
black matt	–	LFW/A.3.63.1-885	2CKA006199A0121		0.0076	1
stainless steel	–	LFW/A.3.63.1-866	2CKA006199A0123		0.0076	1

ABB i-bus® KNX

User Operation – Design Ranges – ABB Trevion®

future® linear/solo®/carat®/pure stainless steel/Busch-axcent®/Dynasty®



LFW/A.1.63.1-81

Cover with Design Line, 4-fold

Labeling field with design line for keypad 1 – 4-fold (KK/U4.63.1).

NEW

Description	Mod. width	Order details		Price	Weight	Pack
		Type code	Order code	1 piece	1 piece	unit
				€	kg	pc.
anthracite	–	LFW/A.4.63.1-81	2CKA006199A0125		0.0076	1
aluminium silver	–	LFW/A.4.63.1-83	2CKA006199A0127		0.0076	1
studio white	–	LFW/A.4.63.1-84	2CKA006199A0128		0.0076	1
studio white matt	–	LFW/A.4.63.1-884	2CKA006199A0129		0.0076	1
black matt	–	LFW/A.4.63.1-885	2CKA006199A0130		0.0076	1
stainless steel	–	LFW/A.4.63.1-866	2CKA006199A0132		0.0076	1



LFBT/A.1.63.1-81

Cover with Light Icon, 1-fold Button

Labeling field with light icon for keypad 1 – 4-fold (KK/U4.63.1).

NEW

Description	Mod. width	Order details		Price	Weight	Pack
		Type code	Order code	1 piece	1 piece	unit
				€	kg	pc.
anthracite	–	LFBT/A.1.63.1-81	2CKA006199A0134		0.0076	1
ivory white	–	LFBT/A.1.63.1-82	2CKA006199A0135		0.0076	1
aluminium silver	–	LFBT/A.1.63.1-83	2CKA006199A0136		0.0076	1
studio white	–	LFBT/A.1.63.1-84	2CKA006199A0137		0.0076	1
studio white matt	–	LFBT/A.1.63.1-884	2CKA006199A0138		0.0076	1
black matt	–	LFBT/A.1.63.1-885	2CKA006199A0139		0.0076	1
stainless steel	–	LFBT/A.1.63.1-866	2CKA006199A0141		0.0076	1



LFJT/A.1.63.1-81

Cover with Blind Icon, 1-fold Button

Labeling field with blind icon for keypad 1 – 4-fold (KK/U4.63.1).

NEW

Description	Mod. width	Order details		Price	Weight	Pack
		Type code	Order code	1 piece	1 piece	unit
				€	kg	pc.
anthracite	–	LFJT/A.1.63.1-81	2CKA006199A0143		0.0076	1
aluminium silver	–	LFJT/A.1.63.1-83	2CKA006199A0145		0.0076	1
studio white	–	LFJT/A.1.63.1-84	2CKA006199A0146		0.0076	1
studio white matt	–	LFJT/A.1.63.1-884	2CKA006199A0147		0.0076	1
black matt	–	LFJT/A.1.63.1-885	2CKA006199A0148		0.0076	1
stainless steel	–	LFJT/A.1.63.1-866	2CKA006199A0150		0.0076	1




LFBT/A.1.63.1-81

Cover with Scene Icon, 1-fold Button**NEW**

Labeling field with scene icon for keypad 1 – 4-fold (KK/U4.63.1).

Description	Mod. width	Order details		Price	Weight	Pack
		Type code	Order code	1 piece	1 piece	unit
				€	kg	pc.
anthracite	–	LFST/A.1.63.1-81	2CKA006199A0152		0.0076	1
ivory white	–	LFST/A.1.63.1-82	2CKA006199A0153		0.0076	1
aluminium silver	–	LFST/A.1.63.1-83	2CKA006199A0154		0.0076	1
studio white	–	LFST/A.1.63.1-84	2CKA006199A0155		0.0076	1
studio white matt	–	LFST/A.1.63.1-884	2CKA006199A0156		0.0076	1
black matt	–	LFST/A.1.63.1-885	2CKA006199A0157		0.0076	1
stainless steel	–	LFST/A.1.63.1-866	2CKA006199A0159		0.0076	1




LFDW/A.1.63.1-81

Cover with Dim Icon, 1-fold Rocker**NEW**

Labeling field with one dimming icon for keypad 1 – 4-fold (KK/U4.63.1).

Description	Mod. width	Order details		Price	Weight	Pack
		Type code	Order code	1 piece	1 piece	unit
				€	kg	pc.
anthracite	–	LFDW/A.1.63.1-81	2CKA006199A0263		0.0076	1
aluminium silver	–	LFDW/A.1.63.1-83	2CKA006199A0265		0.0076	1
studio white	–	LFDW/A.1.63.1-84	2CKA006199A0266		0.0076	1
studio white matt	–	LFDW/A.1.63.1-884	2CKA006199A0267		0.0076	1
black matt	–	LFDW/A.1.63.1-885	2CKA006199A0268		0.0076	1
stainless steel	–	LFDW/A.1.63.1-866	2CKA006199A0270		0.0076	1



LFJW/A.1.63.1-81

Cover with Blind Icon, 1-fold Rocker**NEW**


Labeling field with blind icon for keypad 1 – 4-fold (KK/U4.63.1).

Description	Mod. width	Order details		Price	Weight	Pack
		Type code	Order code	1 piece	1 piece	unit
				€	kg	pc.
anthracite	–	LFJW/A.1.63.1-81	2CKA006199A0271		0.0076	1
ivory white	–	LFJW/A.1.63.1-82	2CKA006199A0272		0.0076	1
aluminium silver	–	LFJW/A.1.63.1-83	2CKA006199A0273		0.0076	1
studio white	–	LFJW/A.1.63.1-84	2CKA006199A0274		0.0076	1
studio white matt	–	LFJW/A.1.63.1-884	2CKA006199A0275		0.0076	1
black matt	–	LFJW/A.1.63.1-885	2CKA006199A0276		0.0076	1
stainless steel	–	LFJW/A.1.63.1-866	2CKA006199A0278		0.0076	1

ABB i-bus® KNX

User Operation – Design Ranges – ABB Trevion®

future® linear/solo®/carat®/pure stainless steel/Busch-axcent®/Dynasty®



LFAW/A.1.63.1-81

Cover with Up/Down Icon, 1-fold Button

NEW

Labeling field with up/down icon for keypad 1 – 4-fold (KK/U4.63.1).

Description	Mod. width	Order details		Price	Weight	Pack
		Type code	Order code	1 piece	1 piece	unit
				€	kg	pc.
anthracite	–	LFAW/A.1.63.1-81	2CKA006199A0279		0.0076	1
aluminium silver	–	LFAW/A.1.63.1-83	2CKA006199A0281		0.0076	1
studio white	–	LFAW/A.1.63.1-84	2CKA006199A0282		0.0076	1
studio white matt	–	LFAW/A.1.63.1-884	2CKA006199A0283		0.0076	1
black matt	–	LFAW/A.1.63.1-885	2CKA006199A0284		0.0076	1
stainless steel	–	LFAW/A.1.63.1-866	2CKA006199A0286		0.0076	1



LFBT/A.2.63.1-81

Cover with Light Icon, 2-fold Button

NEW

Labeling field with light icon for keypad 1 – 4-fold (KK/U4.63.1).

Description	Mod. width	Order details		Price	Weight	Pack
		Type code	Order code	1 piece	1 piece	unit
				€	kg	pc.
anthracite	–	LFBT/A.2.63.1-81	2CKA006199A0287		0.0076	1
ivory white	–	LFBT/A.2.63.1-82	2CKA006199A0288		0.0076	1
aluminium silver	–	LFBT/A.2.63.1-83	2CKA006199A0289		0.0076	1
studio white	–	LFBT/A.2.63.1-84	2CKA006199A0290		0.0076	1
studio white matt	–	LFBT/A.2.63.1-884	2CKA006199A0291		0.0076	1
black matt	–	LFBT/A.2.63.1-885	2CKA006199A0292		0.0076	1
stainless steel	–	LFBT/A.2.63.1-866	2CKA006199A0294		0.0076	1



LFJT/A.2.63.1-81

Cover with Blind Icon, 2-fold Button

NEW

Labeling field with blind icon for keypad 1 – 4-fold (KK/U4.63.1).

Description	Mod. width	Order details		Price	Weight	Pack
		Type code	Order code	1 piece	1 piece	unit
				€	kg	pc.
anthracite	–	LFJT/A.2.63.1-81	2CKA006199A0295		0.0076	1
aluminium silver	–	LFJT/A.2.63.1-83	2CKA006199A0297		0.0076	1
studio white	–	LFJT/A.2.63.1-84	2CKA006199A0298		0.0076	1
studio white matt	–	LFJT/A.2.63.1-884	2CKA006199A0299		0.0076	1
black matt	–	LFJT/A.2.63.1-885	2CKA006199A0300		0.0076	1
stainless steel	–	LFJT/A.2.63.1-866	2CKA006199A0302		0.0076	1



LFST/A.2.63.1-81

Cover with Scene Icon, 2-fold Button**NEW**

Labeling field with scene icon for keypad 1 – 4-fold (KK/U4.63.1).

Description	Mod. width	Order details		Price	Weight	Pack
		Type code	Order code	1 piece	1 piece	unit
				€	kg	pc.
anthracite	–	LFST/A.2.63.1-81	2CKA006199A0303		0.0076	1
ivory white	–	LFST/A.2.63.1-82	2CKA006199A0304		0.0076	1
aluminium silver	–	LFST/A.2.63.1-83	2CKA006199A0305		0.0076	1
studio white	–	LFST/A.2.63.1-84	2CKA006199A0306		0.0076	1
studio white matt	–	LFST/A.2.63.1-884	2CKA006199A0307		0.0076	1
black matt	–	LFST/A.2.63.1-885	2CKA006199A0308		0.0076	1
stainless steel	–	LFST/A.2.63.1-866	2CKA006199A0310		0.0076	1



LFDW/A.2.63.1-81

Cover with Dim/Blind Icon, 2-fold Rocker**NEW**

Labeling field with one dimming- and one blind-icon for keypad 1 – 4-fold (KK/U4.63.1).

Description	Mod. width	Order details		Price	Weight	Pack
		Type code	Order code	1 piece	1 piece	unit
				€	kg	pc.
anthracite	–	LFDW/A.2.63.1-81	2CKA006199A0311		0.0076	1
aluminium silver	–	LFDW/A.2.63.1-83	2CKA006199A0313		0.0076	1
studio white	–	LFDW/A.2.63.1-84	2CKA006199A0314		0.0076	1
studio white matt	–	LFDW/A.2.63.1-884	2CKA006199A0315		0.0076	1
black matt	–	LFDW/A.2.63.1-885	2CKA006199A0316		0.0076	1
stainless steel	–	LFDW/A.2.63.1-866	2CKA006199A0318		0.0076	1



LFAW/A.2.63.1-81

Cover with Up/Down Icon, 2-fold Rocker**NEW**

Labeling field with two up/down icons for keypad 1 – 4-fold (KK/U4.63.1).

Description	Mod. width	Order details		Price	Weight	Pack
		Type code	Order code	1 piece	1 piece	unit
				€	kg	pc.
anthracite	–	LFAW/A.2.63.1-81	2CKA006199A0319		0.0076	1
ivory white	–	LFAW/A.2.63.1-82	2CKA006199A0320		0.0076	1
aluminium silver	–	LFAW/A.2.63.1-83	2CKA006199A0321		0.0076	1
studio white	–	LFAW/A.2.63.1-84	2CKA006199A0322		0.0076	1
studio white matt	–	LFAW/A.2.63.1-884	2CKA006199A0323		0.0076	1
black matt	–	LFAW/A.2.63.1-885	2CKA006199A0324		0.0076	1
stainless steel	–	LFAW/A.2.63.1-866	2CKA006199A0326		0.0076	1

ABB i-bus® KNX

User Operation – Design Ranges – ABB Trevion®

future® linear/solo®/carat®/pure stainless steel/Busch-axcent®/Dynasty®



LFMW/A.4.63.1-81

Cover with Music Icon, 4-fold Button

NEW

Labeling field with Stop/Play/Volume icon for keypad 1 – 4-fold (KK/U4.63.1).

Description	Mod. width	Order details		Price	Weight	Pack
		Type code	Order code	1 piece	1 piece	unit
				€	kg	pc.
anthracite	–	LFMW/A.4.63.1-81	2CKA006199A0327		0.0076	1
ivory white	–	LFMW/A.4.63.1-82	2CKA006199A0328		0.0076	1
aluminium silver	–	LFMW/A.4.63.1-83	2CKA006199A0329		0.0076	1
studio white	–	LFMW/A.4.63.1-84	2CKA006199A0330		0.0076	1
studio white matt	–	LFMW/A.4.63.1-884	2CKA006199A0331		0.0076	1
black matt	–	LFMW/A.4.63.1-885	2CKA006199A0332		0.0076	1
stainless steel	–	LFMW/A.4.63.1-866	2CKA006199A0334		0.0076	1



CSE/U0.1.1.CK

Removal protection

NEW

Description	Mod. width	Order details		Price	Weight	Pack
		Type code	Order code	1 piece	1 piece	unit
				€	kg	pc.
	–	CSE/U0.1.1.CK	2CKA006199A0512			1

ABB i-bus® KNX

User Operation – Design Ranges – ABB Trevion®
Busch-art linear®/ALBA



SD/U12.70.1-4015

Touch Display 2.4", 70 x 70 mm, FM

NEW

Freely programmable touch panel 1 – up to 12-fold featuring a 2.4-inch IPS screen with 240*240 resolution that offers home control and monitoring of the free@home, or KNX system. Control, observe and manage your entire installation on one device: Switching - Dimming - Slider - Blind - RGBW control element - Step switch - Scene switch - Display element - Audio control element. With scene function, logic functions, presence simulation and time programs.

KNX functions:

- A total 12 control elements are displayed on a maximum of 12 pages.
- 18 fault and alarm messages
- 10 logic functions
- 10 weekly timers
- 10 scene actuators
- 1 integrated temperature controller (RTC)
- Page display with a maximum of 4 touch surfaces on one page
- Primary function
- Integrated temperature sensor
- Haptic feedback
- Proximity sensor
- Brightness sensor
- 1 binary input or external temperature sensor input (PT1000 / 6226/T)

External power supply needed: 20-32 V DC (SELV)

Number of bus subscribers: 1

Optional Removal protection: TZE/U.0.xx.CK

Display size: 6.10 cm (2.4")

Display resolution: 240*240

Display screen: IPS display

Dimensions (L x W x D): (69.5 mm x 69.5 mm x 32 mm)

Display surface: glass black (-825)

Class of temperature controller 1 Contribution to space heating energy efficiency 1,0 %.

Description	Mod. width	Order details		Price	Weight	Pack
		Type code	Order code	1 piece	1 piece	unit
glass black	-	SD/U12.70.1-4015	2TMA310011B0004	€	kg	pc.
					0.078	1

ABB i-bus® KNX

User Operation – Design Ranges – ABB Trevion®
Busch-art linear®/ALBA



KK/U4.70.1

Control Element, 70 x 70 mm

NEW

Freely configurable multifunction keypad 1- up to 4-fold with acoustic feedback. Communication over separat bus coupler unit (BA/U1.0.1). Operation via tapping or swiping of the parametrized functions, e.g., switching, dimming, blind/shutter control, scene.

- Primary function
- Integrated temperature sensor
- Buzzer for acoustic feedback
- Support of functions/status through innovative RGB light guide concept
- Day/night mode
- Orientation light
- Alarm function supported over light guide and acoustic feedback, e.g. 5 logic channels for KNX
- Light scene actuator
- Logic gates, etc.
- Sequencer
- Staircase function

Optional Removal protection: CSE/U0.1.xx.CK

Number of bus subscribers: 1

Description	Mod. width	Order details		Price	Weight	Pack unit
		Type code	Order code	1 piece	1 piece	
				€	kg	pc.
white	–	KK/U4.70.1	2CKA006115A0510		0.11586	1



BA/U1.0.1

Bus Coupling Unit KNX

NEW

KNX bus coupler unit for keypad 1- up to 4-fold devices: KK/U4.55.1, KK/U4.63.1 and KK/U4.70.1.

Bus connection via enclosed terminal block.

Description	Mod. width	Order details		Price	Weight	Pack unit
		Type code	Order code	1 piece	1 piece	
				€	kg	pc.
	–	BA/U1.0.1	2CKA006120A0080		0.121	1



LFW/A.0.70.1-CK

Cover customized

NEW

Freely configurable labeling field for keypad 1 – 4-fold (KK/U4.70.1.)

Ordering possible only with the unique design ID.

The icons and/or texts are configured over a web configuration tool.

Description	Mod. width	Order details		Price	Weight	Pack unit
		Type code	Order code	1 piece	1 piece	
				€	kg	pc.
pure plastics	–	LFW/A.0.70.1-CK	2CKA006199A0025		0.011586	1
painted plastics	–	LFW/A.0.70.1-CKL	2CKA006199A0519		0.011586	1



LFW/A.1.70.1-44G

Cover without Icon, 1-fold**NEW**

Labeling field without icon/text for keypad 1 – 4-fold (KK/U4.70.1).

Description	Mod. width	Order details		Price	Weight	Pack
		Type code	Order code	1 piece	1 piece	unit
				€	kg	pc.
white	–	LFW/A.1.70.1-44G	2CKA006199A0435		0.011586	1
white matt	–	LFW/A.1.70.1-44M	2CKA006199A0451		0.011586	1
black matt	–	LFW/A.1.70.1-45M	2CKA006199A0483		0.011586	1



LFW/A.2.70.1-44G

Cover with Design Line, 2-fold**NEW**

Labeling field with design line for keypad 1 – 4-fold (KK/U4.70.1).

Description	Mod. width	Order details		Price	Weight	Pack
		Type code	Order code	1 piece	1 piece	unit
				€	kg	pc.
white	–	LFW/A.2.70.1-44G	2CKA006199A0436		0.011586	1
white matt	–	LFW/A.2.70.1-44M	2CKA006199A0452		0.011586	1
black matt	–	LFW/A.2.70.1-45M	2CKA006199A0484		0.011586	1



LFW/A.3.70.1-44G

Cover with Design Line, 3-fold**NEW**

Labeling field with design line for keypad 1 – 4-fold (KK/U4.70.1).

Description	Mod. width	Order details		Price	Weight	Pack
		Type code	Order code	1 piece	1 piece	unit
				€	kg	pc.
white	–	LFW/A.3.70.1-44G	2CKA006199A0437		0.011586	1
white matt	–	LFW/A.3.70.1-44M	2CKA006199A0453		0.011586	1
black matt	–	LFW/A.3.70.1-45M	2CKA006199A0485		0.011586	1



LFW/A.4.70.1-44G

Cover with Design Line, 4-fold**NEW**

Labeling field with design line for keypad 1 – 4-fold (KK/U4.70.1).

Description	Mod. width	Order details		Price	Weight	Pack
		Type code	Order code	1 piece	1 piece	unit
				€	kg	pc.
white	–	LFW/A.4.70.1-44G	2CKA006199A0438		0.011586	1
white matt	–	LFW/A.4.70.1-44M	2CKA006199A0454		0.011586	1
black matt	–	LFW/A.4.70.1-45M	2CKA006199A0486		0.011586	1

ABB i-bus® KNX

User Operation – Design Ranges – ABB Trevion®

Busch-art linear®/ALBA



LFB/A.1.70.1-44G

Cover with Light Icon, 1-fold Button

Labeling field with light icon for keypad 1 – 4-fold (KK/U4.70.1).

NEW

Description	Mod. width	Order details		Price	Weight	Pack
		Type code	Order code	1 piece	1 piece	unit
				€	kg	pc.
white	–	LFB/A.1.70.1-44G	2CKA006199A0439		0.011586	1
white matt	–	LFB/A.1.70.1-44M	2CKA006199A0455		0.011586	1
black matt	–	LFB/A.1.70.1-45M	2CKA006199A0487		0.011586	1



LFJ/A.1.70.1-44G

Cover with Blind Icon, 1-fold Button

Labeling field with blind icon for keypad 1 – 4-fold (KK/U4.70.1).

NEW

Description	Mod. width	Order details		Price	Weight	Pack
		Type code	Order code	1 piece	1 piece	unit
				€	kg	pc.
white	–	LFJ/A.1.70.1-44G	2CKA006199A0440		0.011586	1
white matt	–	LFJ/A.1.70.1-44M	2CKA006199A0456		0.011586	1
black matt	–	LFJ/A.1.70.1-45M	2CKA006199A0488		0.011586	1



LFS/A.1.70.1-44G

Cover with Scene Icon, 1-fold Button

Labeling field with one scene icon for keypad 1 – 4-fold (KK/U4.70.1).

NEW

Description	Mod. width	Order details		Price	Weight	Pack
		Type code	Order code	1 piece	1 piece	unit
				€	kg	pc.
white	–	LFS/A.1.70.1-44G	2CKA006199A0441		0.011586	1
white matt	–	LFS/A.1.70.1-44M	2CKA006199A0457		0.011586	1
black matt	–	LFS/A.1.70.1-45M	2CKA006199A0489		0.011586	1



LFDW/A.1.70.1-44G

Cover with Dim Icon, 1-fold Rocker

Labeling field with one dimming icon for keypad 1 – 4-fold (KK/U4.70.1).

NEW

Description	Mod. width	Order details		Price	Weight	Pack
		Type code	Order code	1 piece	1 piece	unit
				€	kg	pc.
white	–	LFDW/A.1.70.1-44G	2CKA006199A0442		0.011586	1
white matt	–	LFDW/A.1.70.1-44M	2CKA006199A0458		0.011586	1
black matt	–	LFDW/A.1.70.1-45M	2CKA006199A0490		0.011586	1



LFJW/A.1.70.1-44G

Cover with Blind Icon, 1-fold Rocker**NEW**

Labeling field with blind icon for keypad 1 – 4-fold (KK/U4.70.1).

Description	Mod. width	Order details		Price	Weight	Pack
		Type code	Order code	1 piece	1 piece	unit
				€	kg	pc.
white	–	LFJW/A.1.70.1-44G	2CKA006199A0443		0.011586	1
white matt	–	LFJW/A.1.70.1-44M	2CKA006199A0459		0.011586	1
black matt	–	LFJW/A.1.70.1-45M	2CKA006199A0491		0.011586	1



LFAW/A.1.70.1-44G

Cover with Up/Down Icon, 1-fold Rocker**NEW**

Labeling field with up/down icon for keypad 1 – 4-fold (KK/U4.70.1).

Description	Mod. width	Order details		Price	Weight	Pack
		Type code	Order code	1 piece	1 piece	unit
				€	kg	pc.
white	–	LFAW/A.1.70.1-44G	2CKA006199A0444		0.011586	1
white matt	–	LFAW/A.1.70.1-44M	2CKA006199A0460		0.011586	1
black matt	–	LFAW/A.1.70.1-45M	2CKA006199A0492		0.011586	1



LFBT/A.2.70.1-44G

Cover with Light Icon, 2-fold Button**NEW**

Labeling field with light icon for keypad 1 – 4-fold (KK/U4.70.1).

Description	Mod. width	Order details		Price	Weight	Pack
		Type code	Order code	1 piece	1 piece	unit
				€	kg	pc.
white	–	LFBT/A.2.70.1-44G	2CKA006199A0445		0.011586	1
white matt	–	LFBT/A.2.70.1-44M	2CKA006199A0461		0.011586	1
black matt	–	LFBT/A.2.70.1-45M	2CKA006199A0493		0.011586	1



LFJT/A.2.70.1-44G

Cover with Blind Icon, 2-fold Button**NEW**

Labeling field with blind icon for keypad 1 – 4-fold (KK/U4.70.1).

Description	Mod. width	Order details		Price	Weight	Pack
		Type code	Order code	1 piece	1 piece	unit
				€	kg	pc.
white	–	LFJT/A.2.70.1-44G	2CKA006199A0446		0.011586	1
white matt	–	LFJT/A.2.70.1-44M	2CKA006199A0462		0.011586	1
black matt	–	LFJT/A.2.70.1-45M	2CKA006199A0494		0.011586	1

ABB i-bus® KNX

User Operation – Design Ranges – ABB Trevion®

Busch-art linear®/ALBA



LFST/A.2.70.1-44G

Cover with Scene Icon, 2-fold Button

NEW

Labeling field with scene icon for keypad 1 – 4-fold (KK/U4.70.1).

Description	Mod. width	Order details		Price	Weight	Pack
		Type code	Order code	1 piece	1 piece	unit
				€	kg	pc.
white	–	LFST/A.2.70.1-44G	2CKA006199A0447		0.011586	1
white matt	–	LFST/A.2.70.1-44M	2CKA006199A0463		0.011586	1
black matt	–	LFST/A.2.70.1-45M	2CKA006199A0495		0.011586	1



LFDW/A.2.70.1-44G

Cover with Dim/Blind Icon, 2-fold Rocker

NEW

Labeling field with one dimming- and one blind-icon for keypad 1 – 4-fold (KK/U4.70.1).

Description	Mod. width	Order details		Price	Weight	Pack
		Type code	Order code	1 piece	1 piece	unit
				€	kg	pc.
white	–	LFDW/A.2.70.1-44G	2CKA006199A0448		0.011586	1
white matt	–	LFDW/A.2.70.1-44M	2CKA006199A0464		0.011586	1
black matt	–	LFDW/A.2.70.1-45M	2CKA006199A0496		0.011586	1



LFAW/A.2.70.1-44G

Cover with Up/Down Icon, 2-fold Rocker

NEW

Labeling field with up/down icon for keypad 1 – 4-fold (KK/U4.70.1).

Description	Mod. width	Order details		Price	Weight	Pack
		Type code	Order code	1 piece	1 piece	unit
				€	kg	pc.
white	–	LFAW/A.2.70.1-44G	2CKA006199A0449		0.011586	1
white matt	–	LFAW/A.2.70.1-44M	2CKA006199A0465		0.011586	1
black matt	–	LFAW/A.2.70.1-45M	2CKA006199A0497		0.011586	1



LFMW/A.4.70.1-44G

Cover with Music Icon, 4-fold Button

NEW

Labeling field with Stop/Play/Volume icon for keypad 1 – 4-fold (KK/U4.70.1).

Description	Mod. width	Order details		Price	Weight	Pack
		Type code	Order code	1 piece	1 piece	unit
				€	kg	pc.
white	–	LFMW/A.4.70.1-44G	2CKA006199A0450		0.011586	1
white matt	–	LFMW/A.4.70.1-44M	2CKA006199A0466		0.011586	1
black matt	–	LFMW/A.4.70.1-45M	2CKA006199A0498		0.011586	1



CSE/U0.1.1.CK

Removal protection

NEW

Description	Mod. width	Order details		Price	Weight	Pack
		Type code	Order code	1 piece	1 piece	unit
				€	kg	pc.
	–	CSE/U0.1.1.CK	2CKA006199A0512			1

ABB i-bus® KNX

User Operation – Design Ranges – Standard Control Elements

The standard control elements are available as 1/2 gang, 2/4 gang or 4/8 gang models. Every switch rocker has two LEDs, which display the status of the connected loads. The separate switch rockers are freely programmable and are suitable for switching and dimming, and also for operating blinds and as a light scene extension unit.

They can also be used in commercial applications. Anti-theft protection has also been integrated – an important factor for installations in public areas.

Customised text. Pictograms can be applied to push buttons for easier orientation. A clear text template with standard symbols is included for every sensor. The self-explanatory pictograms are available for the complete range of building control technology and if necessary can be easily replaced. If the appropriate symbol is not included, the push buttons can be labelled as desired. The related bus-coupler unit is included in delivery.

01



Function

Switching | Dimming | Blinds |
Push-button | Value transmitter |
Light scene extension unit

Features

Labellable switch rockers |
Anti-theft protection | Freely
programmable switches |
Status/orientation light
(red/green/OFF)

02



Function

Switching | Dimming | Blinds |
Push-button | Value transmitter |
Light scene extension unit

Features

Labellable switch rockers |
Anti-theft protection | Freely
programmable switches |
Status/orientation light
(red/green/OFF)

03



Function

Switching | Dimming | Blinds |
Push-button | Value transmitter |
Light scene extension unit

Features

Labellable switch rockers |
Anti-theft protection | Freely
programmable switches |
Status/orientation light
(red/green/OFF)

01 Standard control element 1/2 gang

02 Standard control element 2/4 gang

03 Standard control element 4/8 gang

Standard Control Element with bus coupler enclosed

With labelling field. Transparent labelling sheet with standard symbols included in delivery.
 Display elements: Two LED per rocker via separate communication object for status (Red/Green/OFF) or orientation light. Protection class (Device): IP 20. Temperature range (Device): -5 °C to +45 °C. Dimensions: (L x W x D): 63 mm x 63 mm.



6125/01



6126/01



6127/01

Pack unit pc.	Weight 1 pc. kg	Description	Control Element with Bus Coupler, standard, FM, 1-fold with bus coupler enclosed			Control Element with Bus Coupler, standard, FM, 2-fold with bus coupler enclosed			Control Element with Bus Coupler, standard, FM, 4-fold with bus coupler enclosed		
			Order details		Price	Order details		Price	Order details		Price
			Type	Order code	€	Type	Order code	€	Type	Order code	€
		future® linear									
1		anthracite	6125/01-81-500	2CKA006115A0205		6126/01-81-500	2CKA006116A0195		6127/01-81-500	2CKA006117A0221	
1		savanne/ivory	6125/01-82-500	2CKA006115A0206		6126/01-82-500	2CKA006116A0196		6127/01-82-500	2CKA006117A0222	
1		aluminium silver ¹⁾	6125/01-83-500	2CKA006115A0207		6126/01-83-500	2CKA006116A0197		6127/01-83-500	2CKA006117A0223	
1		davos/studio white	6125/01-84-500	2CKA006115A0183		6126/01-84-500	2CKA006116A0174		6127/01-84-500	2CKA006117A0200	
1		studio white, matt ¹⁾	6125/01-884-500	2CKA006115A0214		6126/01-884-500	2CKA006116A0204		6127/01-884-500	2CKA006117A0230	
1		black, matt ¹⁾	6125/01-885-500	2CKA006115A0215		6126/01-885-500	2CKA006116A0205		6127/01-885-500	2CKA006117A0231	
		solo®									
1		savanne/ivory	6125/01-82-500	2CKA006115A0206		6126/01-82-500	2CKA006116A0196		6127/01-82-500	2CKA006117A0222	
1		davos/studio white	6125/01-84-500	2CKA006115A0183		6126/01-84-500	2CKA006116A0174		6127/01-84-500	2CKA006117A0200	
1		meteor/grey metallic ¹⁾	6125/01-803-500	2CKA006115A0212		6126/01-803-500	2CKA006116A0202		6127/01-803-500	2CKA006117A0228	
		carat®									
1		anthracite	6125/01-81-500	2CKA006115A0205		6126/01-81-500	2CKA006116A0195		6127/01-81-500	2CKA006117A0221	
1		savanne/ivory	6125/01-82-500	2CKA006115A0206		6126/01-82-500	2CKA006116A0196		6127/01-82-500	2CKA006117A0222	
1		davos/studio white	6125/01-84-500	2CKA006115A0183		6126/01-84-500	2CKA006116A0174		6127/01-84-500	2CKA006117A0200	
		pure stainless steel ¹⁾									
1		stainless steel	6125/01-866-500	2CKA006115A0211		6126/01-866-500	2CKA006116A0201		6127/01-866-500	2CKA006117A0227	
		Busch-axcent®									
1		davos/studio white	6125/01-84-500	2CKA006115A0183		6126/01-84-500	2CKA006116A0174		6127/01-84-500	2CKA006117A0200	

¹⁾ Surface painted

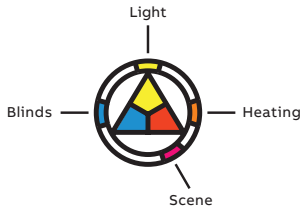
ABB i-bus® KNX

User Operation – Design Ranges – Multifunction Control Elements

The multifunction control elements with LED colour code concept meet the highest demands for comfort and technology. They each come with two RGB LEDs per rocker switch, which conform

to a consistent colour concept. This makes the function obvious at a glance, and the surfaces can be additionally fitted with pictograms. Each side of a rocker switch can be occupied with its

own function – each for calling up one light scene, for instance. This turns a 4 gang control element into an 8 gang control element.



- 01 Multifunction control element 1/2 gang

- 02 Multifunction control element 2/4 gang

- 03 Multifunction control element 4/8 gang

- 04 Multifunction control element 2/4 gang, integrated room thermostat

- 05 Multifunction control element 3/6 gang with IR reception

- 06 FM movement detector standard

- 07 FM movement detector comfort

01



Function
Switching | Dimming | Blinds | Push-button | Value transmitter | Light scene extension unit | Step-type | Multiple operation | Logic function (including light scenes)

Features
Labellable switch rockers | Anti-theft protection | Freely programmable switches | LED colour code concept

02



Function
Switching | Dimming | Blinds | Push-button | Value transmitter | Light scene extension unit | Step-type | Multiple operation | Logic function (including light scenes)

Features
Labellable switch rockers | Anti-theft protection | Freely programmable switches | LED colour code concept

03



Function
Switching | Dimming | Blinds | Push-button | Value transmitter | Light scene extension unit | Step-type | Multiple operation | Logic function (including light scenes)

Features
Labellable switch rockers | Anti-theft protection | Freely programmable switches | LED colour code concept

Wide range. Different shapes, colours and materials fulfil every requirement. KNX control elements are available in the carat®, pure stainless steel, solo®, Busch-axcent® and future® linear pro-

grammes. The complete range of conventional switches from these series is available, so there are no limits to the options for combining KNX components.



04



Function
 Comfort | Stand-by | Night mode | Frost protection | Specified temperature | Time | Date | Heating | Cooling | Fan Coil operation for heating and cooling | Light scenes | Light scene extension unit | Value | Logic function (including light scenes)

Features
 Labellable switch rockers | Anti-theft protection | Display illumination | Colour concept

05



Function
 10 freely programmable IR channels | Switching | Dimming | Blinds | Button | Light scenes | Light scene extension unit | Value | Logic function (including light scenes)

Features
 Labellable switch rockers | Anti-theft protection | Display illumination | Colour concept

06



Function
 4 channels | Logic function (including light scenes)

07



Function
 4 channels | Logic function (including light scenes)

ABB i-bus® KNX

User Operation – Design Ranges – Multifunction Control Elements

Control Element, Multi-function/colour concept

For BCU 6120/12-101-500 or 6120/13-500. With labelling field. Support of KNX functions through innovative colour concept or standard illumination red/green. Push switch function: switching/dimming/blind/sending values/scenes etc. Transparent labelling sheet with standard symbols included in delivery. Incl. 10 logic channels (light scene actuator, sequence actuator, logic gates, etc.). Display elements: Two LED per rocker via separate communication object for status (Red/Green/OFF) or orientation light.



6125/02



6126/02



6127/02

Pack unit pc.	Weight 1 pc. kg	Description	Control element, 1/2-fold Multi-function/colour concept			Control element, 2/4-fold Multi-function/colour concept			Control element, 4/8-fold Multi-function/colour concept		
			With 1 Control element: rocker switch left/right			With 2 Control elements: rocker switch left/right			With 4 Control elements: rocker switch left/right		
			Order details		Price 1 pc. €	Order details		Price 1 pc. €	Order details		Price 1 pc. €
Type	Order code	€	Type	Order code	€	Type	Order code	€			
		future® linear									
1		anthracite	6125/02-81-500	2CKA006115A0216		6126/02-81-500	2CKA006116A0206		6127/02-81-500	2CKA006117A0232	
1		savanne/ivory	6125/02-82-500	2CKA006115A0217		6126/02-82-500	2CKA006116A0207		6127/02-82-500	2CKA006117A0233	
1		aluminium silver ¹⁾	6125/02-83-500	2CKA006115A0218		6126/02-83-500	2CKA006116A0208		6127/02-83-500	2CKA006117A0234	
1		davos/studio white	6125/02-84-500	2CKA006115A0219		6126/02-84-500	2CKA006116A0209		6127/02-84-500	2CKA006117A0235	
1		studio white, matt ¹⁾	6125/02-884-500	2CKA006115A0226		6126/02-884-500	2CKA006116A0216		6127/02-884-500	2CKA006117A0242	
1		black, matt ¹⁾	6125/02-885-500	2CKA006115A0227		6126/02-885-500	2CKA006116A0217		6127/02-885-500	2CKA006117A0243	
		solo®									
1		savanne/ivory	6125/02-82-500	2CKA006115A0217		6126/02-82-500	2CKA006116A0207		6127/02-82-500	2CKA006117A0233	
1		davos/studio white	6125/02-84-500	2CKA006115A0219		6126/02-84-500	2CKA006116A0209		6127/02-84-500	2CKA006117A0235	
1		meteor/grey metallic ¹⁾	6125/02-803-500	2CKA006115A0224		6126/02-803-500	2CKA006116A0214		6127/02-803-500	2CKA006117A0240	
		carat®									
1		anthracite	6125/02-81-500	2CKA006115A0216		6126/02-81-500	2CKA006116A0206		6127/02-81-500	2CKA006117A0232	
1		savanne/ivory	6125/02-82-500	2CKA006115A0217		6126/02-82-500	2CKA006116A0207		6127/02-82-500	2CKA006117A0233	
1		davos/studio white	6125/02-84-500	2CKA006115A0219		6126/02-84-500	2CKA006116A0209		6127/02-84-500	2CKA006117A0235	
		pure stainless steel ¹⁾									
1		stainless steel	6125/02-866-500	2CKA006115A0223		6126/02-866-500	2CKA006116A0213		6127/02-866-500	2CKA006117A0239	
		Busch-axcent®									
1		davos/studio white	6125/02-84-500	2CKA006115A0219		6126/02-84-500	2CKA006116A0209		6127/02-84-500	2CKA006117A0235	
		Dynasty®									
1		anthracite	6125/02-81-500	2CKA006115A0216		6126/02-81-500	2CKA006116A0206		6127/02-81-500	2CKA006117A0232	
1		savanne/ivory	6125/02-82-500	2CKA006115A0217		6126/02-82-500	2CKA006116A0207		6127/02-82-500	2CKA006117A0233	
1		antique brass	6125/02-840-500	2CKA006115A0452		6126/02-840-500	2CKA006116A0227		6127/02-840-500	2CKA006117A0252	

¹⁾ Surface painted



6129/01

Control Element, 3/6-fold, multifunction, with IR-Interface, FM

suitable for KNX bus coupler 6120/12-101-500 and 6120/13-500. With IR interface for Busch-remote controllers 6010-25 or 6020-.../6021-... . Push button function: switching/dimming/blind/value sending/light scenes/step-type switch functions. Switch contacts left/right. Two freely programmable RGB LEDs per rocker. With RGB colour code concept or red/green/OFF-operation. With labeling field. Transparent labeling sheet with standard symbols included in delivery.

Description	Mod. width	Order details		Price	Weight	Pack
		Type code	Order code	1 piece	1 piece	unit
				€	kg	pc.
future® linear						
anthracite	–	6129/01-81-500	2CKA006135A0156		0.08	1
savanne/ivory	–	6129/01-82-500	2CKA006135A0157		0.08	1
aluminium silver ¹⁾	–	6129/01-83-500	2CKA006135A0158		0.08	1
davos/studio white	–	6129/01-84-500	2CKA006135A0146		0.08	1
studio white, matt ¹⁾	–	6129/01-884-500	2CKA006135A0165		0.08	1
black, matt ¹⁾	–	6129/01-885-500	2CKA006135A0166		0.08	1
solo®						
savanne/ivory	–	6129/01-82-500	2CKA006135A0157		0.08	1
davos/studio white	–	6129/01-84-500	2CKA006135A0146		0.08	1
meteor/grey metallic ¹⁾	–	6129/01-803-500	2CKA006135A0163		0.08	1
carat®						
anthracite	–	6129/01-81-500	2CKA006135A0156		0.08	1
savanne/ivory	–	6129/01-82-500	2CKA006135A0157		0.08	1
davos/studio white	–	6129/01-84-500	2CKA006135A0146		0.08	1
pure stainless steel ¹⁾						
stainless steel	–	6129/01-866-500	2CKA006135A0162		0.08	1
Busch-axcent®						
davos/studio white	–	6129/01-84-500	2CKA006135A0146		0.08	1

¹⁾ Surface painted

ABB i-bus® KNX

User Operation – Design Ranges – Movement Detectors



6122/02-84-500

Busch-Watchdog® 180 Comfort, FM

To be discontinued

Movement detector with up to 4 channels. For ABB i-bus® KNX 6120/12-101-500, 6120/13-500. Incl. 10 logic channels (light scene actuator, sequence actuator, logic gates, etc.)

Description	Mod. width	Order details		Price	Weight	Pack
		Type code	Order code	1 piece	1 piece	unit
				€	kg	pc.
future® linear						
anthracite	–	6122/02-81-500	2CKA006132A0283		0.063	1
savanne/ivory	–	6122/02-82-500	2CKA006132A0284		0.063	1
aluminium silver ¹⁾	–	6122/02-83-500	2CKA006132A0285		0.063	1
davos/studio white	–	6122/02-84-500	2CKA006132A0263		0.063	1
studio white, matt ¹⁾	–	6122/02-884-500	2CKA006132A0292		0.063	1
black, matt ¹⁾	–	6122/02-885-500	2CKA006132A0293		0.063	1
solo®						
savanne/ivory	–	6122/02-82-500	2CKA006132A0284		0.063	1
davos/studio white	–	6122/02-84-500	2CKA006132A0263		0.063	1
meteor/grey metallic ¹⁾	–	6122/02-803-500	2CKA006132A0290		0.063	1
carat®						
anthracite	–	6122/02-81-500	2CKA006132A0283		0.063	1
savanne/ivory	–	6122/02-82-500	2CKA006132A0284		0.063	1
davos/studio white	–	6122/02-84-500	2CKA006132A0263		0.063	1
pure stainless steel ¹⁾						
stainless steel	–	6122/02-866-500	2CKA006132A0289		0.063	1
Busch-axcent®						
davos/studio white	–	6122/02-84-500	2CKA006132A0263		0.063	1

¹⁾ Surface painted



6122/10-84-500

Busch-Watchdog® 180 Sensor Standard, Select with integrated bus coupler, FM

Movement detector with up to 4 channels. The bus can be connected via enclosed terminal block. With integrated KNX bus coupler.

Description	Mod. width	Order details		Price	Weight	Pack unit
		Type code	Order code	1 piece	1 piece	
				€	kg	pc.
Reflex SI						
white	-	6122/10-212-500	2CKA006132A0373		0.08	1
alpine white	-	6122/10-214-500	2CKA006132A0374		0.08	1
future® linear						
anthracite	-	6122/10-81-500	2CKA006132A0376		0.08	1
ivory	-	6122/10-82-500	2CKA006132A0377		0.08	1
aluminium silver	-	6122/10-83-500	2CKA006132A0378		0.08	1
studio white	-	6122/10-84-500	2CKA006132A0379		0.08	1
studio white matt	-	6122/10-884-500	2CKA006132A0380		0.08	1
black, matt	-	6122/10-885-500	2CKA006132A0381		0.08	1
solo®						
ivory	-	6122/10-82-500	2CKA006132A0377		0.08	1
studio white	-	6122/10-84-500	2CKA006132A0379		0.08	1
grey metallic	-	6122/10-803-500	2CKA006132A0382		0.08	1
Busch-axcent®						
studio white	-	6122/10-84-500	2CKA006132A0379		0.08	1
pure stainless steel						
stainless steel	-	6122/10-866-500	2CKA006132A0385		0.08	1
carat®						
anthracite	-	6122/10-81-500	2CKA006132A0376		0.08	1
ivory	-	6122/10-82-500	2CKA006132A0377		0.08	1
studio white	-	6122/10-84-500	2CKA006132A0379		0.08	1
Dynasty®						
anthracite	-	6122/10-81-500	2CKA006132A0376		0.08	1
ivory	-	6122/10-82-500	2CKA006132A0377		0.08	1
antique brass	-	6122/10-840-500	2CKA006132A0407		0.08	1

ABB i-bus® KNX

User Operation – Design Ranges – Room Thermostats



6128/28-884-500

Room Thermostat with Display and 2/4-fold Switch Sensor, FM

For ABB i-bus® KNX bus coupler 6120/12-101-500, 6120/13-500. Support of KNX functions through innovative colour concept (yellow = lighting, blue = blind, orange = RTC, magenta = scene and white = neutral/no function assigned) or standard illumination red/green. Rocker switch left/right (switching/dimming/blind/value sender/light scenes/fan function). Master/slave configuration. With base-load operation. The controller is a constant room temperature controller for ventilator convectors (fan coils) in 2-pipe and 4-pipe systems and conventional heating or cooling systems. The fan stage can be switched manually or in automatic mode. Transparent labelling sheet with standard symbols included in delivery. Incl. 10 logic channels (light scene actuator, sequence actuator, logic gates, etc.). Control element: Switch contacts left/right, also for selecting setpoint and mode of operation Display elements: LCD showing operation mode and temperature. Protection class (Device): IP 20. Temperature range (Device): –5 °C to 45 °C. Dimensions: (L x W x D): 63 mm x 63 mm.

Description	Mod. width	Order details		Price	Weight	Pack unit
		Type code	Order code	1 piece	1 piece	
				€	kg	pc.
future® linear						
anthracite	–	6128/28-81-500	2CKA006134A0331		0.076	1
savanne/ivory	–	6128/28-82-500	2CKA006134A0332		0.076	1
aluminium silver	–	6128/28-83-500	2CKA006134A0333		0.076	1
davos/studio white	–	6128/28-84-500	2CKA006134A0334		0.076	1
studio white, matt	–	6128/28-884-500	2CKA006134A0338		0.076	1
black, matt	–	6128/28-885-500	2CKA006134A0339		0.076	1
solo®						
savanne/ivory	–	6128/28-82-500	2CKA006134A0332		0.076	1
davos/studio white	–	6128/28-84-500	2CKA006134A0334		0.076	1
meteor/grey metallic	–	6128/28-803-500	2CKA006134A0336		0.076	1
carat®						
anthracite	–	6128/28-81-500	2CKA006134A0331		0.076	1
savanne/ivory	–	6128/28-82-500	2CKA006134A0332		0.076	1
davos/studio white	–	6128/28-84-500	2CKA006134A0334		0.076	1
pure stainless steel						
stainless steel	–	6128/28-866-500	2CKA006134A0335		0.076	1
Busch-axcent®						
davos/studio white	–	6128/28-84-500	2CKA006134A0334		0.076	1
Dynasty®						
anthracite	–	6128/28-81-500	2CKA006134A0331		0.076	1
savanne/ivory	–	6128/28-82-500	2CKA006134A0332		0.076	1
antique brass	–	6128/28-840-500	2CKA006134A0342		0.076	1

ABB i-bus® KNX

User Operation – Design Ranges – Frames



1721-184K

Frames, future® linear

For vertical and horizontal installation.

Description	Mod. width	Order details		Price	Weight	Pack unit
		Type code	Order code	1 piece	1 piece	
				€	kg	pc.
1-fold, anthracite	–	1721-181K	2CKA001754A4240		0.024	10
1-fold, savanna/ivory	–	1721-182K-500	2CKA001754A4506		0.024	10
1-fold, aluminium silver ¹⁾	–	1721-183K-500	2CKA001754A4529		0.024	10
1-fold, davos/studio white	–	1721-184K-500	2CKA001754A4498		0.024	10
1-fold, studio white, matt ¹⁾	–	1721-884K-500	2CKA001754A4531		0.024	10
1-fold, black matt ¹⁾	–	1721-885K-500	2CKA001754A4532		0.024	10
2-fold, anthracite	–	1722-181K	2CKA001754A4241		0.041	10
2-fold, savanna/ivory	–	1722-182K	2CKA001754A4231		0.041	10
2-fold, aluminium silver ¹⁾	–	1722-183K-500	2CKA001754A4530		0.04	10
2-fold, davos/studio white	–	1722-184K-500	2CKA001754A4499		0.041	10
2-fold, studio white, matt ¹⁾	–	1722-884K	2CKA001754A4415		0.037	10
2-fold, black matt ¹⁾	–	1722-885K-500	2CKA001754A4534		0.037	10
3-fold, anthracite	–	1723-181K	2CKA001754A4242		0.05	10
3-fold, savanna/ivory	–	1723-182K	2CKA001754A4232		0.05	10
3-fold, aluminium silver ¹⁾	–	1723-183K-500	2CKA001754A4533		0.052	10
3-fold, davos/studio white	–	1723-184K-500	2CKA001754A4502		0.053	10
3-fold, studio white, matt ¹⁾	–	1723-884K	2CKA001754A4416		0.052	10
3-fold, black matt ¹⁾	–	1723-885K	2CKA001754A4421		0.052	10
4-fold, anthracite	–	1724-181K	2CKA001754A4243		0.064	10
4-fold, savanna/ivory	–	1724-182K	2CKA001754A4233		0.064	10
4-fold, aluminium silver ¹⁾	–	1724-183K	2CKA001754A4309		0.064	10
4-fold, davos/studio white	–	1724-184K	2CKA001754A4238		0.064	10
4-fold, studio white, matt ¹⁾	–	1724-884K	2CKA001754A4417		0.064	10
4-fold, black matt ¹⁾	–	1724-885K	2CKA001754A4422		0.064	10
5-fold, anthracite	–	1725-181K	2CKA001754A4244		0.096	1
5-fold, savanna/ivory	–	1725-182K	2CKA001754A4234		0.114	1
5-fold, aluminium silver ¹⁾	–	1725-183K	2CKA001754A4310		0.114	1
5-fold, davos/studio white	–	1725-184K-500	2CKA001754A4517		0.112	1
5-fold, studio white, matt ¹⁾	–	1725-884K	2CKA001754A4418		0.114	1
5-fold, black matt ¹⁾	–	1725-885K	2CKA001754A4423		0.114	1

¹⁾ Surface painted

ABB i-bus® KNX

User Operation – Design Ranges – Frames



1721-80

Frames, solo®

For vertical and horizontal installation.

Description	Mod. width	Order details		Price	Weight	Pack unit
		Type code	Order code	1 piece	1 piece	
				€	kg	pc.
1-fold, chrome, matt	-	1721-80-500	2CKA001754A4535		0.032	10
1-fold, chrome, glossy	-	1721-80G-500	2CKA001754A4538		0.032	10
1-fold, davos/studio white	-	1721-84-500	2CKA001754A4536		0.032	10
2-fold, chrome, matt	-	1722-80-500	2CKA001754A4537		0.055	10
2-fold, chrome, glossy	-	1722-80G	2CKA001754A4327		0.045	10
2-fold, davos/studio white	-	1722-84-500	2CKA001754A4539		0.055	10
3-fold, chrome, matt	-	1723-80-500	2CKA001754A4540		0.066	10
3-fold, chrome, glossy	-	1723-80G	2CKA001754A4328		0.073	10
3-fold, davos/studio white	-	1723-84-500	2CKA001754A4541		0.073	10
4-fold, chrome, matt	-	1724-80	2CKA001754A4107		0.12	1
4-fold, chrome, glossy	-	1724-80G	2CKA001754A4329		0.12	1
4-fold, davos/studio white	-	1724-84	2CKA001754A4112		0.12	1
5-fold, chrome, matt	-	1725-80	2CKA001754A4108		0.14	1
5-fold, chrome, glossy	-	1725-80G	2CKA001754A4330		0.14	1
5-fold, davos/studio white	-	1725-84	2CKA001754A4113		0.14	1



1721-860

Frames, carat®

For vertical and horizontal installation.

Description	Mod. width	Order details		Price	Weight	Pack unit
		Type code	Order code	1 piece	1 piece	
				€	kg	pc.
1-fold, white glass	-	1721-811	2CKA001754A4442		0.161	1
1-fold, bronze	-	1721-821	2CKA001754A4258		0.38	1
1-fold, gold ¹⁾	-	1721-823-101	2CKA001754A4356		0.34	1
1-fold, glass black	-	1721-825	2CKA001754A4322		0.16	1
1-fold, chrome	-	1721-826-101	2CKA001754A4360		0.335	1
1-fold, stainless steel	-	1721-860	2CKA001754A4254		0.34	1
2-fold, white glass	-	1722-811	2CKA001754A4443		0.234	1
2-fold, bronze	-	1722-821	2CKA001754A4259		0.559	1
2-fold, gold ¹⁾	-	1722-823-101	2CKA001754A4357		0.5	1
2-fold, glass black	-	1722-825	2CKA001754A4323		0.24	1
2-fold, chrome	-	1722-826-101	2CKA001754A4361		0.5	1
2-fold, stainless steel	-	1722-860	2CKA001754A4255		0.48	1
3-fold, white glass	-	1723-811	2CKA001754A4444		0.312	1
3-fold, bronze	-	1723-821	2CKA001754A4260		0.678	1
3-fold, gold ¹⁾	-	1723-823-101	2CKA001754A4358		0.66	1
3-fold, glass black	-	1722-825	2CKA001754A4323		0.24	1
3-fold, chrome	-	1723-826-101	2CKA001754A4362		0.66	1
3-fold, stainless steel	-	1723-860	2CKA001754A4256		0.6	1
4-fold, white glass	-	1724-811	2CKA001754A4445		0.388	1
4-fold, bronze	-	1724-821	2CKA001754A4261		0.816	1
4-fold, gold ¹⁾	-	1724-823-101	2CKA001754A4359		0.8	1
4-fold, glass black	-	1724-825	2CKA001754A4325		0.4	1
4-fold, chrome	-	1724-826-101	2CKA001754A4363		0.82	1
4-fold, stainless steel	-	1724-860	2CKA001754A4257		0.758	1

¹⁾ Gold plated 24 carat

1721-866K

Frames, pure stainless steel

For vertical and horizontal installation. Stainless steel material.

Anti-fingerprint (does not leave any visible fingerprints on the material).

Description	Mod. width	Order details		Price	Weight	Pack unit
		Type code	Order code	1 piece	1 piece	
				€	kg	pc.
1-fold, stainless steel	-	1721-866K-500	2CKA001754A4500		0.038	10
2-fold, stainless steel	-	1722-866K-500	2CKA001754A4501		0.064	10
3-fold, stainless steel	-	1723-866K	2CKA001754A4319		0.083	10
4-fold, stainless steel	-	1724-866K	2CKA001754A4320		0.14	1
5-fold, stainless steel	-	1725-866K	2CKA001754A4321		0.175	1

ABB i-bus® KNX

User Operation – Design Ranges – Frames



1722-283

Frames, axcent®

For vertical and horizontal installation.

Description	Mod. width	Order details		Price	Weight	Pack unit
		Type code	Order code	1 piece	1 piece	
				€	kg	pc.
1-fold, platinum	–	1721-270	2CKA001754A4683		0.049	1
1-fold, black mat	–	1721-275	2CKA001754A4703		0.049	1
1-fold, titanium	–	1721-276	2CKA001754A4693		0.049	1
1-fold, black	–	1721-281	2CKA001754A4409		0.041	10
1-fold, davos/studio white	–	1721-284	2CKA001754A4331		0.038	10
1-fold, yellow	–	1721-285	2CKA001754A4334		0.041	10
1-fold, green	–	1721-286	2CKA001754A4337		0.041	10
1-fold, red	–	1721-287	2CKA001754A4340		0.041	10
1-fold, blue	–	1721-288	2CKA001754A4343		0.041	10
1-fold, white glass	–	1721-280	2CKA001754A4437		0.095	1
1-fold, entrée-grey	–	1721-291-500	2CKA001754A4471		0.041	10
2-fold, platinum	–	1722-270	2CKA001754A4684		0.073	1
2-fold, black mat	–	1722-275	2CKA001754A4704		0.073	1
2-fold, titanium	–	1722-276	2CKA001754A4694		0.073	1
2-fold, black	–	1722-281	2CKA001754A4410		0.054	10
2-fold, davos/studio white	–	1722-284	2CKA001754A4332		0.055	10
2-fold, yellow	–	1722-285	2CKA001754A4335		0.055	10
2-fold, green	–	1722-286	2CKA001754A4338		0.055	10
2-fold, red	–	1722-287	2CKA001754A4341		0.055	10
2-fold, blue	–	1722-288	2CKA001754A4344		0.055	10
2-fold, white glass	–	1722-280	2CKA001754A4438		0.115	1
2-fold, entrée-grey	–	1722-291-500	2CKA001754A4472		0.055	10
2-fold, maison-beige	–	1722-299-500	2CKA001754A4482		0.055	10
3-fold, platinum	–	1723-270	2CKA001754A4685		0.100	1
3-fold, black mat	–	1723-275	2CKA001754A4705		0.100	1
3-fold, titanium	–	1723-276	2CKA001754A4695		0.100	1
3-fold, black	–	1723-281	2CKA001754A4411		0.073	10
3-fold, davos/studio white	–	1723-284	2CKA001754A4333		0.073	10
3-fold, yellow	–	1723-285	2CKA001754A4336		0.073	10
3-fold, green	–	1723-286	2CKA001754A4339		0.073	10
3-fold, red	–	1723-287	2CKA001754A4342		0.073	10
3-fold, blue	–	1723-288	2CKA001754A4345		0.073	10
3-fold, white glass	–	1723-280	2CKA001754A4439		0.261	1
3-fold, entrée-grey	–	1723-291-500	2CKA001754A4473		0.073	10
3-fold, maison-beige	–	1723-299-500	2CKA001754A4483		0.073	10

Continuation of table "Frames, axcent" on next page

Continuation of table "Frames, axcent"

Description	Mod. width	Order details		Price	Weight	Pack
		Type code	Order code	1 piece	1 piece	unit
				€	kg	pc.
4-fold, platinum	-	1724-270	2CKA001754A4686		0.126	1
4-fold, black mat	-	1724-275	2CKA001754A4706		0.126	1
4-fold, titanium	-	1724-276	2CKA001754A4696		0.126	1
4-fold, black	-	1724-281	2CKA001754A4412		0.117	1
4-fold, davos/studio white	-	1724-284	2CKA001754A4346		0.117	1
4-fold, yellow	-	1724-285	2CKA001754A4348		0.117	1
4-fold, green	-	1724-286	2CKA001754A4350		0.117	1
4-fold, red	-	1724-287	2CKA001754A4352		0.117	1
4-fold, blue	-	1724-288	2CKA001754A4354		0.117	1
4-fold, white glass	-	1724-280	2CKA001754A4440		0.328	1
4-fold, entrée-grey	-	1724-291-500	2CKA001754A4474		0.117	1
4-fold, maison-beige		1724-299-500	2CKA001754A4484		0.117	1
5-fold, platinum	-	1725-270	2CKA001754A4687		0.150	1
5-fold, black mat	-	1725-275	2CKA001754A4707		0.150	1
5-fold, titanium	-	1725-276	2CKA001754A4697		0.150	1
5-fold, black	-	1725-281	2CKA001754A4413		0.145	1
5-fold, davos/studio white	-	1725-284	2CKA001754A4347		0.145	1
5-fold, yellow	-	1725-285	2CKA001754A4349		0.145	1
5-fold, green	-	1725-286	2CKA001754A4351		0.145	1
5-fold, red	-	1725-287	2CKA001754A4353		0.145	1
5-fold, blue	-	1725-288	2CKA001754A4355		0.145	1
5-fold, white glass	-	1725-280	2CKA001754A4441		0.38	1
5-fold, entrée-grey	-	1725-291-500	2CKA001754A4475		0.145	1
5-fold, maison-beige	-	1725-299-500	2CKA001754A4485		0.145	1

ABB i-bus® KNX

User Operation – Design Ranges – Frames



1721-838-500

Frames, Dynasty®

For vertical and horizontal installation.

Description	Mod. width	Order details		Price 1 piece	Weight 1 piece	Pack unit
		Type code	Order code			
1-fold, polished brass ivory	-	1721-838-500	2CKA001754A4560		0.28	1
1-fold, polished brass anthracite	-	1721-835-500	2CKA001754A4565		0.28	1
1-fold, polished brass decor ivory	-	1721-836-500	2CKA001754A4570		0.28	1
1-fold, polished brass decor anthracite	-	1721-833-500	2CKA001754A4575		0.286	1
1-fold, antique brass ivory	-	1721-848-500	2CKA001754A4580		0.28	1
1-fold, antique brass anthracite	-	1721-845-500	2CKA001754A4585		0.3	1
1-fold, antique brass decor ivory	-	1721-846-500	2CKA001754A4590		0.3	1
1-fold, antique brass decor anthracite	-	1721-843-500	2CKA001754A4595		0.3	1
1-fold, ivory	-	1721-832-500	2CKA001754A4600		0.042	1
1-fold, anthracite	-	1721-831-500	2CKA001754A4605		0.042	1
2-fold, polished brass ivory	-	1722-838-500	2CKA001754A4561		0.42	1
2-fold, polished brass anthracite	-	1722-835-500	2CKA001754A4566		0.42	1
2-fold, polished brass decor ivory	-	1722-836-500	2CKA001754A4571		0.42	1
2-fold, polished brass decor anthracite	-	1722-833-500	2CKA001754A4576		0.42	1
2-fold, antique brass ivory	-	1722-848-500	2CKA001754A4581		0.44	1
2-fold, antique brass anthracite	-	1722-845-500	2CKA001754A4586		0.44	1
2-fold, antique brass decor ivory	-	1722-846-500	2CKA001754A4591		0.42	1
2-fold, antique brass decor anthracite	-	1722-843-500	2CKA001754A4596		0.44	1
2-fold, ivory	-	1722-832-500	2CKA001754A4601		0.064	1
2-fold, anthracite	-	1722-831-500	2CKA001754A4606		0.064	1
3-fold, polished brass ivory	-	1723-838-500	2CKA001754A4562		0.54	1
3-fold, polished brass anthracite	-	1723-835-500	2CKA001754A4567		0.54	1
3-fold, polished brass decor ivory	-	1723-836-500	2CKA001754A4572		0.56	1
3-fold, polished brass decor anthracite	-	1723-833-500	2CKA001754A4577		0.56	1
3-fold, antique brass ivory	-	1723-848-500	2CKA001754A4582		0.56	1
3-fold, antique brass anthracite	-	1723-845-500	2CKA001754A4587		0.54	1
3-fold, antique brass decor ivory	-	1723-846-500	2CKA001754A4592		0.56	1
3-fold, antique brass decor anthracite	-	1723-843-500	2CKA001754A4597		0.56	1
3-fold, ivory	-	1723-832-500	2CKA001754A4602		0.096	1
3-fold, anthracite	-	1723-831-500	2CKA001754A4607		0.096	1

Continuation of table "Frames, Dynasty®" on next page

Continuation of table "Frames, Dynasty®"

Description	Mod. width	Order details		Price	Weight	Pack
		Type code	Order code	1 piece	1 piece	unit
			€	kg	pc.	
4-fold, polished brass ivory	-	1724-838-500	2CKA001754A4563		0.7	1
4-fold, polished brass anthracite	-	1724-835-500	2CKA001754A4568		0.7	1
4-fold, polished brass decor ivory	-	1724-836-500	2CKA001754A4573		0.7	1
4-fold, polished brass decor anthracite	-	1724-833-500	2CKA001754A4578		0.7	1
4-fold, antique brass ivory	-	1724-848-500	2CKA001754A4583		0.72	1
4-fold, antique brass anthracite	-	1724-845-500	2CKA001754A4588		0.7	1
4-fold, antique brass decor ivory	-	1724-846-500	2CKA001754A4593		0.7	1
4-fold, antique brass decor anthracite	-	1724-843-500	2CKA001754A4598		0.72	1
4-fold, ivory	-	1724-832-500	2CKA001754A4603		0.28	1
4-fold, anthracite	-	1724-831-500	2CKA001754A4608		0.28	1
5-fold, polished brass ivory	-	1725-838-500	2CKA001754A4564		0.82	1
5-fold, polished brass anthracite	-	1725-835-500	2CKA001754A4569		0.82	1
5-fold, polished brass decor ivory	-	1725-836-500	2CKA001754A4574		0.82	1
5-fold, polished brass decor anthracite	-	1725-833-500	2CKA001754A4579		0.82	1
5-fold, antique brass ivory	-	1725-848-500	2CKA001754A4584		0.84	1
5-fold, antique brass anthracite	-	1725-845-500	2CKA001754A4589		0.82	1
5-fold, antique brass decor ivory	-	1725-846-500	2CKA001754A4594		0.84	1
5-fold, antique brass decor anthracite	-	1725-843-500	2CKA001754A4599		0.84	1
5-fold, ivory	-	1725-832-500	2CKA001754A4604		0.34	1
5-fold, anthracite	-	1725-831-500	2CKA001754A4609		0.34	1


ABB i-bus® KNX

User Operation – Design Ranges – Push Button Coupling Unit

The push-button coupling unit with a centre position offers maximum flexibility. Installed in a flush-mounted wall box, it accepts switch rockers from

conventional switch ranges* like a completely standard flush-mounted insert. Covers from all conventional ranges can now be used for KNX. This

offers maximum freedom in the selection of the switch range and makes retrofitting easier.



Features

- Easy mounting and uncomplicated commissioning
- All flush-mounted switch ranges* can be used for the ABB i-bus® KNX
- Affordable solution for renovations
- Status/orientation light (red/green/OFF)
- (only with 1 gang push-button/switches)
- Integration in surface-mounted water protected units

- 01 Push-button coupler 2 gang with integrated bus coupler
- 02 Push-button coupler 4 gang with integrated bus coupler
- 03 Push-button coupler 2 gang for ocean with integrated bus coupler
- 04 Push-button coupler 4 gang for ocean with integrated bus coupler



Design without limits. The push-button coupling unit includes the complete range* of switches for KNX. Switch rockers from all switch ranges can now be converted to KNX push buttons, which not only switch on and off but also dim or show the status with an LED (6108/01 and 6108/04 only). 1 gang and 2 gang models for single and 2 gang switch rockers are available.

KNX – water protected

The push-button coupling unit also allows special products to be used for KNX. Special models for water-protected installation allow covers from, for example, the ocean® surface-mounted range to be used. This means that KNX sensors can also be safely installed in a cellar, outside on a patio or in commercial applications. Temperature range: -25 °C to 45 °C.

*except impuls, basic55® and All Weather 44 Busch-Jaeger switch ranges only available for selected markets. For further information please contact your local ABB office.



6108/06-AP-500

Push-button coupler 2 gang with integrated bus coupler

For contacting conventional 1 gang rocker switches. With middle position. For inserting in the ocean surface-mounted housing. Enclosed mounting plate for the following ranges: Busch-Duro 2000 SI/SI Linear, Reflex SI/SI Linear, future® linear, alpha, solo®, Busch-axcent®, carat® and pure stainless steel. The bus can be connected via enclosed terminal block.

Description	Mod. width	Order details		Price	Weight	Pack unit
		Type code	Order code	1 piece	1 piece	
				€	kg	pc.
1/2-fold	-	6108/06-AP-500	2CKA006133A0225		0.1	1
2/4-fold	-	6108/07-AP-500	2CKA006133A0227		0.091	1



6108/06-500


Push-button coupler 2 gang with integrated bus coupler

For contacting 1 gang rocker 6230-10-xxx, 6231-10-xxx, 6232-10-xxx, 6233-10-xxx und 6234-10-xxx. With integrated temperature sensor. Support of KNX functions through innovative colour concept (yellow=lighting, blue=blind, orange=RTC, magenta=scene and white=neutral/no function assigned) or standard illumination red/green. With middle position. The bus connection is provided via the enclosed bus terminal.

Description	Mod. width	Order details		Price	Weight	Pack unit
		Type code	Order code	1 piece	1 piece	
				€	kg	pc.
	-	6108/06-500	2CKA006133A0221		0.06	1

ABB i-bus® KNX

User Operation – Design Ranges – Push Button Coupling Unit



SR-1-84

Rocker 1 gang, without printing

As cover for KNX 2 gang push-button coupling unit (6108/06-500).

Description	Mod. width	Order details		Price	Weight	Pack
		Type code	Order code	1 piece	1 piece	unit
				€	kg	pc.
Reflex SI						
white	–	SR-1-212	2CKA006220A0182		0.017	1
alpine white	–	SR-1-214	2CKA006220A0183		0.017	1
future® linear						
anthracite	–	SR-1-81	2CKA006220A0137		0.017	1
ivory	–	SR-1-82	2CKA006220A0516		0.018	1
aluminium silver	–	SR-1-83	2CKA006220A0138		0.017	1
studio white	–	SR-1-84	2CKA006220A0139		0.017	1
studio white matt	–	SR-1-884	2CKA006220A0601		0.018	1
black, matt	–	SR-1-885	2CKA006220A0618		0.018	1
solo®						
ivory	–	SR-1-82	2CKA006220A0516		0.018	1
studio white	–	SR-1-84	2CKA006220A0139		0.017	1
grey metallic	–	SR-1-803	2CKA006220A0550		0.018	1
Busch-axcent®						
studio white	–	SR-1-84	2CKA006220A0139		0.017	1
pure stainless steel						
stainless steel	–	SR-1-866	2CKA006220A0533		0.016	1
carat®						
anthracite	–	SR-1-81	2CKA006220A0137		0.017	1
ivory	–	SR-1-82	2CKA006220A0516		0.018	1
studio white	–	SR-1-84	2CKA006220A0139		0.017	1
Dynasty®						
anthracite	–	SR-1-81	2CKA006220A0137		0.017	1
ivory	–	SR-1-82	2CKA006220A0516		0.018	1
antique brass	–	SR-1-840	2CKA006220A0371		0.018	1



SRL-1-84

Rocker 1 gang, with "Light" icon

As cover for KNX 2 gang push-button coupling unit (6108/06-500).

Description	Mod. width	Order details		Price	Weight	Pack
		Type code	Order code	1 piece	1 piece	unit
				€	kg	pc.
Reflex SI						
white	-	SRL-1-212	2CKA006220A0184		0.013	1
alpine white	-	SRL-1-214	2CKA006220A0185		0.013	1
future® linear						
anthracite	-	SRL-1-81	2CKA006220A0140		0.017	1
ivory	-	SRL-1-82	2CKA006220A0517		0.014	1
aluminium silver	-	SRL-1-83	2CKA006220A0141		0.017	1
studio white	-	SRL-1-84	2CKA006220A0142		0.017	1
studio white matt	-	SRL-1-884	2CKA006220A0602		0.018	1
black, matt	-	SRL-1-885	2CKA006220A0619		0.018	1
solo®						
ivory	-	SRL-1-82	2CKA006220A0517		0.014	1
studio white	-	SRL-1-84	2CKA006220A0142		0.017	1
grey metallic	-	SRL-1-803	2CKA006220A0551		0.018	1
Busch-axcent®						
studio white	-	SRL-1-84	2CKA006220A0142		0.017	1
pure stainless steel						
stainless steel	-	SRL-1-866	2CKA006220A0534		0.014	1
carat®						
anthracite	-	SRL-1-81	2CKA006220A0140		0.017	1
ivory	-	SRL-1-82	2CKA006220A0517		0.014	1
studio white	-	SRL-1-84	2CKA006220A0142		0.017	1
Dynasty®						
anthracite	-	SRL-1-81	2CKA006220A0140		0.017	1
ivory	-	SRL-1-82	2CKA006220A0517		0.014	1
antique brass	-	SRL-1-840	2CKA006220A0372		0.018	1

ABB i-bus® KNX

User Operation – Design Ranges – Push Button Coupling Unit



SRB-1-84

Rocker 1 gang, with “Blind” icon

As cover for KNX 2 gang push-button coupling unit (6108/06-500).

Description	Mod. width	Order details		Price	Weight	Pack
		Type code	Order code	1 piece	1 piece	unit
				€	kg	pc.
Reflex SI						
white	–	SRB-1-212	2CKA006220A0186		0.013	1
alpine white	–	SRB-1-214	2CKA006220A0187		0.013	1
future® linear						
anthracite	–	SRB-1-81	2CKA006220A0143		0.013	1
ivory	–	SRB-1-82	2CKA006220A0518		0.014	1
aluminium silver	–	SRB-1-83	2CKA006220A0144		0.017	1
studio white	–	SRB-1-84	2CKA006220A0145		0.017	1
studio white matt	–	SRB-1-884	2CKA006220A0603		0.018	1
black, matt	–	SRB-1-885	2CKA006220A0620		0.018	1
solo®						
ivory	–	SRB-1-82	2CKA006220A0518		0.014	1
studio white	–	SRB-1-84	2CKA006220A0145		0.017	1
grey metallic	–	SRB-1-803	2CKA006220A0552		0.018	1
Busch-axcent®						
studio white	–	SRB-1-84	2CKA006220A0145		0.017	1
pure stainless steel						
stainless steel	–	SRB-1-866	2CKA006220A0535		0.014	1
carat®						
anthracite	–	SRB-1-81	2CKA006220A0143		0.013	1
ivory	–	SRB-1-82	2CKA006220A0518		0.014	1
studio white	–	SRB-1-84	2CKA006220A0145		0.017	1
Dynasty®						
anthracite	–	SRB-1-81	2CKA006220A0143		0.013	1
ivory	–	SRB-1-82	2CKA006220A0518		0.014	1
antique brass	–	SRB-1-840	2CKA006220A0373		0.018	1



SRS-1-84

Rocker 1 gang, with "Scene" icon

As cover for KNX 2 gang push-button coupling unit (6108/06-500).

Description	Mod. width	Order details		Price	Weight	Pack unit
		Type code	Order code	1 piece	1 piece	
				€	kg	pc.
Reflex SI						
white	-	SRS-1-212	2CKA006220A0188		0.013	1
alpine white	-	SRS-1-214	2CKA006220A0189		0.013	1
future® linear						
anthracite	-	SRS-1-81	2CKA006220A0146		0.017	1
ivory	-	SRS-1-82	2CKA006220A0519		0.014	1
aluminium silver	-	SRS-1-83	2CKA006220A0147		0.017	1
studio white	-	SRS-1-84	2CKA006220A0148		0.017	1
studio white matt	-	SRS-1-884	2CKA006220A0604		0.018	1
black, matt	-	SRS-1-885	2CKA006220A0621		0.018	1
solo®						
ivory	-	SRS-1-82	2CKA006220A0519		0.014	1
studio white	-	SRS-1-84	2CKA006220A0148		0.017	1
grey metallic	-	SRS-1-803	2CKA006220A0553		0.015	1
Busch-axcent®						
studio white	-	SRS-1-84	2CKA006220A0148		0.017	1
pure stainless steel						
stainless steel	-	SRS-1-866	2CKA006220A0536		0.01	1
carat®						
anthracite	-	SRS-1-81	2CKA006220A0146		0.017	1
ivory	-	SRS-1-82	2CKA006220A0519		0.014	1
studio white	-	SRS-1-84	2CKA006220A0148		0.017	1
Dynasty®						
anthracite	-	SRS-1-81	2CKA006220A0146		0.017	1
ivory	-	SRS-1-82	2CKA006220A0519		0.014	1
antique brass	-	SRS-1-840	2CKA006220A0374		0.018	1

ABB i-bus® KNX

User Operation – Design Ranges – Push Button Coupling Unit



SRD-1-84

Rocker 1 gang, with “Dimmer” icon

As cover for KNX 2 gang push-button coupling unit (6108/06-500).

Description	Mod. width	Order details		Price	Weight	Pack
		Type code	Order code	1 piece	1 piece	unit
				€	kg	pc.
Reflex SI						
white	–	SRD-1-212	2CKA006220A0190		0.013	1
alpine white	–	SRD-1-214	2CKA006220A0191		0.013	1
future® linear						
anthracite	–	SRD-1-81	2CKA006220A0149		0.017	1
ivory	–	SRD-1-82	2CKA006220A0520		0.014	1
aluminium silver	–	SRD-1-83	2CKA006220A0150		0.017	1
studio white	–	SRD-1-84	2CKA006220A0151		0.017	1
studio white matt	–	SRD-1-884	2CKA006220A0605		0.018	1
black, matt	–	SRD-1-885	2CKA006220A0622		0.018	1
solo®						
ivory	–	SRD-1-82	2CKA006220A0520		0.014	1
studio white	–	SRD-1-84	2CKA006220A0151		0.017	1
grey metallic	–	SRD-1-803	2CKA006220A0554		0.018	1
Busch-axcent®						
studio white	–	SRD-1-84	2CKA006220A0151		0.017	1
pure stainless steel						
stainless steel	–	SRD-1-866	2CKA006220A0537		0.018	1
carat®						
anthracite	–	SRD-1-81	2CKA006220A0149		0.017	1
ivory	–	SRD-1-82	2CKA006220A0520		0.014	1
studio white	–	SRD-1-84	2CKA006220A0151		0.017	1
Dynasty®						
anthracite	–	SRD-1-81	2CKA006220A0149		0.017	1
ivory	–	SRD-1-82	2CKA006220A0520		0.014	1
antique brass	–	SRD-1-840	2CKA006220A0375		0.018	1



6108/07-500

Push-button coupling 4 gang with integrated bus coupler

Support of KNX functions through innovative colour concept yellow = lighting, blue = blind, orange = RTC, magenta = scene and white = neutral/no function assigned) or standard illumination red/green. With middle position. The bus can be connected via enclosed terminal block.

Description	Mod. width	Order details		Price	Weight	Pack
		Type code	Order code	1 piece	1 piece	unit
				€	kg	pc.
	–	6108/07-500	2CKA006133A0223		0.075	1



SR-2-84



SRB-2-84

Pack unit pc.	Weight 1 pc. kg	Description	Rocker 2 gang left/right, without printing As cover for KNX 4 gang push-button coupling unit (6108/07-500).			Rocker 2 gang left/right, with "Blind" icon As cover for KNX 4 gang push-button coupling unit (6108/07-500).		
			Order details		Price 1 pc.	Order details		Price 1 pc.
			Type	Order code	€	Type	Order code	€
		Reflex SI						
		white	SR-2-212	2CKA006220A0192		SRB-2-212	2CKA006220A0196	
		alpine white	SR-2-214	2CKA006220A0193		SRB-2-214	2CKA006220A0197	
		future® linear						
		anthracite	SR-2-81	2CKA006220A0152		SRB-2-81	2CKA006220A0158	
		ivory	SR-2-82	2CKA006220A0521		SRB-2-82	2CKA006220A0523	
		aluminium silver	SR-2-83	2CKA006220A0153		SRB-2-83	2CKA006220A0159	
		studio white	SR-2-84	2CKA006220A0154		SRB-2-84	2CKA006220A0160	
		studio white matt	SR-2-884	2CKA006220A0606		SRB-2-884	2CKA006220A0608	
		black, matt	SR-2-885	2CKA006220A0623		SRB-2-885	2CKA006220A0625	
		solo®						
		ivory	SR-2-82	2CKA006220A0521		SRB-2-82	2CKA006220A0523	
		studio white	SR-2-84	2CKA006220A0154		SRB-2-84	2CKA006220A0160	
		grey metallic	SR-2-803	2CKA006220A0555		SRB-2-803	2CKA006220A0557	
		Busch-axcent®						
		studio white	SR-2-84	2CKA006220A0154		SRB-2-84	2CKA006220A0160	
		pure stainless steel						
		stainless steel	SR-2-866	2CKA006220A0538		SRB-2-866	2CKA006220A0540	
		carat®						
		anthracite	SR-2-81	2CKA006220A0152		SRB-2-81	2CKA006220A0158	
		ivory	SR-2-82	2CKA006220A0521		SRB-2-82	2CKA006220A0523	
		studio white	SR-2-84	2CKA006220A0154		SRB-2-84	2CKA006220A0160	
		Dynasty®						
		anthracite	SR-2-81	2CKA006220A0152		SRB-2-81	2CKA006220A0158	
		ivory	SR-2-82	2CKA006220A0521		SRB-2-82	2CKA006220A0523	
		antique brass	SR-2-840	2CKA006220A0376		SRB-2-840	2CKA006220A0378	

ABB i-bus® KNX

User Operation – Design Ranges – Push Button Coupling Unit



SRL-2-L-84



SRL-2-R-84

Pack unit pc.	Weight 1 pc. kg	Description	Rocker 2 gang left, with "Light" icon As cover for KNX 4 gang push-button coupling unit (6108/07-500).			Rocker 2 gang right, with "Light" icon As cover for KNX 4 gang push-button coupling unit (6108/07-500).		
			Order details		Price 1 pc.	Order details		Price 1 pc.
			Type	Order code	€	Type	Order code	€
		Reflex SI						
		white	SRL-2-L-212	2CKA006220A0194		SRL-2-R-212	2CKA006220A0202	
		alpine white	SRL-2-L-214	2CKA006220A0195		SRL-2-R-214	2CKA006220A0203	
		future® linear						
		anthracite	SRL-2-L-81	2CKA006220A0155		SRL-2-R-81	2CKA006220A0167	
		ivory	SRL-2-L-82	2CKA006220A0522		SRL-2-R-82	2CKA006220A0527	
		aluminium silver	SRL-2-L-83	2CKA006220A0156		SRL-2-R-83	2CKA006220A0168	
		studio white	SRL-2-L-84	2CKA006220A0157		SRL-2-R-84	2CKA006220A0169	
		studio white matt	SRL-2-L-884	2CKA006220A0607		SRL-2-R-884	2CKA006220A0612	
		black, matt	SRL-2-L-885	2CKA006220A0624		SRL-2-R-885	2CKA006220A0629	
		solo®						
		ivory	SRL-2-L-82	2CKA006220A0522		SRL-2-R-82	2CKA006220A0527	
		studio white	SRL-2-L-84	2CKA006220A0157		SRL-2-R-84	2CKA006220A0169	
		grey metallic	SRL-2-L-803	2CKA006220A0556		SRL-2-R-803	2CKA006220A0561	
		Busch-axcent®						
		studio white	SRL-2-L-84	2CKA006220A0157		SRL-2-R-84	2CKA006220A0169	
		pure stainless steel						
		stainless steel	SRL-2-L-866	2CKA006220A0539		SRL-2-R-866	2CKA006220A0544	
		carat®						
		anthracite	SRL-2-L-81	2CKA006220A0155		SRL-2-R-81	2CKA006220A0167	
		ivory	SRL-2-L-82	2CKA006220A0522		SRL-2-R-82	2CKA006220A0527	
		studio white	SRL-2-L-84	2CKA006220A0157		SRL-2-R-84	2CKA006220A0169	
		Dynasty®						
		anthracite	SRL-2-L-81	2CKA006220A0155		SRL-2-R-81	2CKA006220A0167	
		ivory	SRL-2-L-82	2CKA006220A0522		SRL-2-R-82	2CKA006220A0527	
		antique brass	SRL-2-L-840	2CKA006220A0377		SRL-2-R-840	2CKA006220A0381	



SRS-2-L-84



SRS-2-R-84

Pack unit pc.	Weight 1 pc. kg	Description	Rocker 2 gang left, with "Scene" icon As cover for KNX 4 gang push-button coupling unit (6108/07-500).			Rocker 2 gang right, with "Scene" icon As cover for KNX 4 gang push-button coupling unit (6108/07-500).		
			Order details	Price 1 pc.	Order details	Price 1 pc.		
			Type	Order code	€	Type	Order code	€
		Reflex SI						
		white	SRS-2-L-212	2CKA006220A0198		SRS-2-R-212	2CKA006220A0206	
		alpine white	SRS-2-L-214	2CKA006220A0199		SRS-2-R-214	2CKA006220A0207	
		future® linear						
		anthracite	SRS-2-L-81	2CKA006220A0161		SRS-2-R-81	2CKA006220A0173	
		ivory	SRS-2-L-82	2CKA006220A0524		SRS-2-R-82	2CKA006220A0528	
		aluminium silver	SRS-2-L-83	2CKA006220A0162		SRS-2-R-83	2CKA006220A0174	
		studio white	SRS-2-L-84	2CKA006220A0163		SRS-2-R-84	2CKA006220A0175	
		studio white matt	SRS-2-L-884	2CKA006220A0609		SRS-2-R-884	2CKA006220A0613	
		black, matt	SRS-2-L-885	2CKA006220A0626		SRS-2-R-885	2CKA006220A0630	
		solo®						
		ivory	SRS-2-L-82	2CKA006220A0524		SRS-2-R-82	2CKA006220A0528	
		studio white	SRS-2-L-84	2CKA006220A0163		SRS-2-R-84	2CKA006220A0175	
		grey metallic	SRS-2-L-803	2CKA006220A0558		SRS-2-R-803	2CKA006220A0562	
		Busch-axcent®						
		studio white	SRS-2-L-84	2CKA006220A0163		SRS-2-R-84	2CKA006220A0175	
		pure stainless steel						
		stainless steel	SRS-2-L-866	2CKA006220A0541		SRS-2-R-866	2CKA006220A0545	
		carat®						
		anthracite	SRS-2-L-81	2CKA006220A0161		SRS-2-R-81	2CKA006220A0173	
		ivory	SRS-2-L-82	2CKA006220A0524		SRS-2-R-82	2CKA006220A0528	
		studio white	SRS-2-L-84	2CKA006220A0163		SRS-2-R-84	2CKA006220A0175	
		Dynasty®						
		anthracite	SRS-2-L-81	2CKA006220A0161		SRS-2-R-81	2CKA006220A0173	
		ivory	SRS-2-L-82	2CKA006220A0524		SRS-2-R-82	2CKA006220A0528	
		antique brass	SRS-2-L-840	2CKA006220A0379		SRS-2-R-840	2CKA006220A0382	

ABB i-bus® KNX

User Operation – Design Ranges – Push Button Coupling Unit



SRD-2-L-84



SRD-2-R-84

Pack unit pc.	Weight 1 pc. kg	Description	Rocker 2 gang left, with “Dimmer” icon As cover for KNX 4 gang push-button coupling unit (6108/07-500).			Rocker 2 gang right, with “Dimmer” icon As cover for KNX 4 gang push-button coupling unit (6108/07-500).		
			Order details		Price 1 pc.	Order details		Price 1 pc.
			Type	Order code	€	Type	Order code	€
		Reflex SI						
		white	SRD-2-L-212	2CKA006220A0200		SRD-2-R-212	2CKA006220A0261	
		alpine white	SRD-2-L-214	2CKA006220A0201		SRD-2-R-214	2CKA006220A0262	
		future® linear						
		anthracite	SRD-2-L-81	2CKA006220A0164		SRD-2-R-81	2CKA006220A0258	
		ivory	SRD-2-L-82	2CKA006220A0525		SRD-2-R-82	2CKA006220A0526	
		aluminium silver	SRD-2-L-83	2CKA006220A0165		SRD-2-R-83	2CKA006220A0259	
		studio white	SRD-2-L-84	2CKA006220A0166		SRD-2-R-84	2CKA006220A0260	
		studio white matt	SRD-2-L-884	2CKA006220A0610		SRD-2-R-884	2CKA006220A0611	
		black, matt	SRD-2-L-885	2CKA006220A0627		SRD-2-R-885	2CKA006220A0628	
		solo®						
		ivory	SRD-2-L-82	2CKA006220A0525		SRD-2-R-82	2CKA006220A0526	
		studio white	SRD-2-L-84	2CKA006220A0166		SRD-2-R-84	2CKA006220A0260	
		grey metallic	SRD-2-L-803	2CKA006220A0559		SRD-2-R-803	2CKA006220A0560	
		Busch-axcent®						
		studio white	SRD-2-L-84	2CKA006220A0166		SRD-2-R-84	2CKA006220A0260	
		pure stainless steel						
		stainless steel	SRD-2-L-866	2CKA006220A0542		SRD-2-R-866	2CKA006220A0543	
		carat®						
		anthracite	SRD-2-L-81	2CKA006220A0164		SRD-2-R-81	2CKA006220A0258	
		ivory	SRD-2-L-82	2CKA006220A0525		SRD-2-R-82	2CKA006220A0526	
		studio white	SRD-2-L-84	2CKA006220A0166		SRD-2-R-84	2CKA006220A0260	
		Dynasty®						
		anthracite	SRD-2-L-81	2CKA006220A0164		SRD-2-R-81	2CKA006220A0258	
		ivory	SRD-2-L-82	2CKA006220A0525		SRD-2-R-82	2CKA006220A0526	
		antique brass	SRD-2-L-840	2CKA006220A0380		SRD-2-R-840	2CKA006220A0383	

ABB i-bus® KNX

User Operation – Design Ranges



6108/60-500

Control Element, 6 gang with Universal Input, 5 gang

Control element with a maximum of 6 control functions and an RTC extension unit (slave). Primary function for calling up the main function. Status bar for indication/display of operating or RTC functions. Operation is carried out via cover plate 6108/61-xxx. With actual value temperature display. With display of set-value temperature. With universal input with: - max. of 5 binary inputs - 4 binary inputs and 1 analogue input for activating sensors with external power supply 1-10 V/0-10 V - 2 binary inputs and 1 analogue input for activating sensors with external power supply 1-10 V/0-10 V and an external temperature sensor PT1000 / T6226. The bus can be connected via enclosed terminal block.

Description	Mod. width	Order details		Price	Weight	Pack
		Type code	Order code	1 piece	1 piece	unit
				€	kg	pc.
	-	6108/60-500	2CKA006115A0454			1



6108/61-212-500

Cover Plate for KNX Control Element, 7 gang

As cover for control element, 7 gang (6108/60).

Description	Mod. width	Order details		Price	Weight	Pack
		Type code	Order code	1 piece	1 piece	unit
				€	kg	pc.
white	-	6108/61-212-500	2CKA006115A0474		0.012	1
alpine white	-	6108/61-214-500	2CKA006115A0475		0.012	1
platinum ¹⁾	-	6108/61-20-500	2CKA006115A0476		0.016	1
bronze ¹⁾	-	6108/61-21-500	2CKA006115A0477		0.016	1
ivory/white	-	6108/61-22G-500	2CKA006115A0478		0.016	1
studio white	-	6108/61-24G-500	2CKA006115A0480		0.016	1
palladium	-	6108/61-260-500	2CKA006115A0481		0.016	1
titanium ¹⁾	-	6108/61-266-500	2CKA006115A0482		0.016	1
anthracite	-	6108/61-81-500	2CKA006115A0483		0.018	1
ivory white	-	6108/61-82-500	2CKA006115A0484		0.018	1
aluminium silver	-	6108/61-83-500	2CKA006115A0485		0.018	1
studio white	-	6108/61-84-500	2CKA006115A0486		0.018	1
studio white matt	-	6108/61-884-500	2CKA006115A0487		0.018	1
black matt	-	6108/61-885-500	2CKA006115A0488		0.018	1
grey metallic	-	6108/61-803-500	2CKA006115A0489		0.02	1
stainless steel	-	6108/61-866-500	2CKA006115A0492		0.018	1

¹⁾ To be discontinued



6108/61-914

Cover Plate, Control Element, 7 gang

As cover for control element, 7 gang (6108/60).

Description	Mod. width	Order details		Price	Weight	Pack
		Type code	Order code	1 piece	1 piece	unit
				€	kg	pc.
white	-	6108/61-914	2CKA006155A0115			1
stainless steel	-	6108/61-840-500	2CKA006155A0121		0.018	1

ABB i-bus® KNX

User Operation – Design Ranges



6109/05-500

Room Temperature Controller with 5 gang Universal Input, FM

Room temperature controller without “local control” and without internal temperature sensor. With universal input with: - max. of 5 binary inputs - 4 binary inputs and 1 analogue input for activating sensors with external power supply 1-10 V/0-10 V - 2 binary inputs and 1 analogue input for activating sensors with external power supply 1-10 V/0-10 V and an external temperature sensor PT1000 / T6226. Master/slave configuration. With base-load operation. The bus can be connected via enclosed terminal block. Class of temperature controller 1. Contribution to space heating energy efficiency 1,0 %.

Description	Mod. width	Order details		Price	Weight	Pack
		Type code	Order code	1 piece	1 piece	unit
				€	kg	pc.
	-	6109/05-500	2CKA006181A0013		0.08	1



6109/08-500

Room Temperature Controller, Commercial, with 5 gang Universal Input, FM

Room thermostat without “local control” incl. insert for centre plate for cooling element. With universal input with: - max. of 5 binary inputs - 4 binary inputs and 1 analogue input for activating sensors with external power supply 1-10 V/0-10 V - 2 binary inputs and 1 analogue input for activating sensors with external power supply 1-10 V/0-10 V and an external temperature sensor PT1000 / T6226. Can only be used with a cover plate 2114-xxx or 6541-xxx, with the exception of 6541-20, -21, -260 and -266. Master/slave configuration. With base-load operation. The bus can be connected via enclosed terminal block. Class of temperature controller 1. Contribution to space heating energy efficiency 1,0 %.

Description	Mod. width	Order details		Price	Weight	Pack
		Type code	Order code	1 piece	1 piece	unit
				€	kg	pc.
	-	6109/08-500	2CKA006134A0313		0.138	1



6541-84

Cover Plate for Room Temperature Controller, Commercial

For room temperature controller, commercial.

Description	Mod. width	Order details		Price	Weight	Pack unit
		Type code	Order code	1 piece	1 piece	
				€	kg	pc.
future® linear						
anthracite	-	6541-81	2CKA006599A2882		0.022	10
savanna/ivory	-	6541-82	2CKA006599A2832		0.022	10
aluminium silver ¹⁾	-	6541-83	2CKA006599A2885		0.022	10
davos/studio white	-	6541-84	2CKA006599A2835		0.022	10
studio white, matt ¹⁾	-	6541-884	2CKA006599A2962		0.022	10
black matt ¹⁾	-	6541-885	2CKA006599A2967		0.022	10
solo®						
savanna/ivory	-	6541-82	2CKA006599A2832		0.022	10
davos/studio white	-	6541-84	2CKA006599A2835		0.022	10
meteor/grey metallic ¹⁾	-	6541-803	2CKA006599A2940		0.022	10
carat®						
anthracite	-	6541-81	2CKA006599A2882		0.022	10
savanna/ivory	-	6541-82	2CKA006599A2832		0.022	10
davos/studio white	-	6541-84	2CKA006599A2835		0.022	10
pure stainless steel ¹⁾						
stainless steel	-	6541-866	2CKA006599A2924		0.018	10
Busch-axcent®						
davos/studio white	-	6541-84	2CKA006599A2835		0.022	10
alpha						
studio white, high gloss ²⁾	-	6541-24G	2CKA006599A2332		0.02	10
Platinum ²⁾	-	6541-20	2CKA006599A1466		0.02	10
Bronze ²⁾	-	6541-21	2CKA006599A1524		0.02	10
titanium ²⁾	-	6541-266	2CKA006599A2856		0.02	10
impuls						
alpine white ²⁾	-	6541-74	2CKA006599A2076		0.019	
studio white matt ²⁾	-	6541-774	2CKA006599A2971		0.019	
black matt ²⁾	-	6541-775	2CKA006599A2975		0.019	
aluminium silver ²⁾	-	6541-783	2CKA006599A2919		0.019	
Busch-Duro 2000® SI						
white (SI-Series)	-	2114-212	2CKA006599A1193		0.016	10

¹⁾ Surface painted

²⁾ To be discontinued

ABB i-bus® KNX

User Operation – Design Ranges



2114-214

Cover Plate for Temperature Controller, Commercial

For room temperature controller, commercial.

Description	Mod. width	Order details		Price	Weight	Pack unit
		Type code	Order code	1 piece	1 piece	
				€	kg	pc.
Reflex SI						
alpine white (SI-Series)	-	2114-214-500	2CKA006599A3008		0.02	10

ABB i-bus® KNX

User Operation – Design Ranges – Room Temperature Controller



6108/18-500

Room thermostat, heating/cooling operation

Control element with room thermostat function for triggering the heating, ventilation and fan-coil actuators. For controlling commercially available valve drives. With display of set-value temperature. Master/slave configuration. With base-load operation. The bus can be connected via enclosed terminal block.

Description	Mod. width	Order details		Price	Weight	Pack unit
		Type code	Order code	1 piece	1 piece	
				€	kg	pc.
	–	6108/18-500	2CKA006134A0319		0.08	1



CP-FCC-212

Cover plate for fan coil controller

As cover for ABB-free@home® room temperature controller RTC-F-1. As cover for KNX room temperature controller (6108/18-500).

Description	Mod. width	Order details		Price	Weight	Pack unit
		Type code	Order code	1 piece	1 piece	
				€	kg	pc.
Reflex SI						
white	–	CP-FCC-212	2CKA006220A0245		0.012	1
alpine white	–	CP-FCC-214	2CKA006220A0246		0.012	1
future® linear						
anthracite	–	CP-FCC-81	2CKA006220A0242		0.016	1
ivory	–	CP-FCC-82	2CKA006220A0532		0.016	1
aluminium silver	–	CP-FCC-83	2CKA006220A0243		0.016	1
studio white	–	CP-FCC-84	2CKA006220A0244		0.015	1
studio white matt	–	CP-FCC-884	2CKA006220A0617		0.016	1
black, matt	–	CP-FCC-885	2CKA006220A0634		0.016	1
solo®						
ivory	–	CP-FCC-82	2CKA006220A0532		0.016	1
studio white	–	CP-FCC-84	2CKA006220A0244		0.015	1
grey metallic	–	CP-FCC-803	2CKA006220A0566		0.016	1
Busch-axcent®						
studio white	–	CP-FCC-84	2CKA006220A0244		0.015	1
pure stainless steel						
stainless steel	–	CP-FCC-866	2CKA006220A0549		0.016	1
carat®						
anthracite	–	CP-FCC-81	2CKA006220A0242		0.016	1
ivory	–	CP-FCC-82	2CKA006220A0532		0.016	1
studio white	–	CP-FCC-84	2CKA006220A0244		0.015	1
Dynasty®						
anthracite	–	CP-FCC-81	2CKA006220A0242		0.016	1
ivory	–	CP-FCC-82	2CKA006220A0532		0.016	1

ABB i-bus® KNX

User Operation – Design Ranges – Room Temperature Controller



6109/18-500

Room Temperature Controller with 5 gang universal input, FM

Control element with room thermostat function for triggering the heating, ventilation and fan-coil actuators. With display of set-value temperature, master/slave configuration and base load operation. With universal inputs: a) max. of 5 binary inputs b) 4 binary inputs and 1 analogue input for activating sensors with external power supply 1 – 10 V/0 – 10 V or c) 2 binary inputs and 1 analogue input for activating sensors with external power supply 1 – 10 V/0 – 10 V and an external temperature sensor PT1000/T6226.

Description	Mod. width	Order details		Price	Weight	Pack
		Type code	Order code	1 piece	1 piece	unit
			€	kg	pc.	
	–	6109/18-500	2CKA006134A0315		0.144	1



6109/28-500

Room Temperature Controller with CO₂/moisture sensor, FM

Control element with room thermostat function and CO₂ moisture/air pressure sensor or triggering the heating, ventilation and fan-coil actuators. With display of set-value temperature, master/slave configuration and base load operation. With universal inputs: a) max. of 5 binary inputs b) 4 binary inputs and 1 analogue input for activating sensors with external power supply 1 – 10 V/0 – 10 V or c) 2 binary inputs and 1 analogue input for activating sensors with external power supply 1 – 10 V/0 – 10 V and an external temperature sensor PT1000/T6226.

Description	Mod. width	Order details		Price	Weight	Pack
		Type code	Order code	1 piece	1 piece	unit
			€	kg	pc.	
	–	6109/28-500	2CKA006134A0317		0.122	1



6109/03-214-500

**Cover plate for Room Temperature Controller or
Room Temperature Controller with CO₂/moisture future® linear**

As cover for room temperature controller with/without CO₂/moisture sensor (6109/18 and 6109/28).

Description	Mod. width	Order details		Price	Weight	Pack
		Type code	Order code	1 piece	1 piece	unit
				€	kg	pc.
Reflex SI						
white	-	6109/03-212-500	2CKA006155A0051		0.018	1
alpine white	-	6109/03-214-500	2CKA006155A0052		0.018	1
future® linear						
anthracite	-	6109/03-81-500	2CKA006155A0060		0.018	1
ivory/white	-	6109/03-82-500	2CKA006155A0061		0.018	1
aluminium silver	-	6109/03-83-500	2CKA006155A0062		0.018	1
studio white	-	6109/03-84-500	2CKA006155A0063		0.018	1
studio white matt	-	6109/03-884-500	2CKA006155A0064		0.018	1
black, matt	-	6109/03-885-500	2CKA006155A0065		0.018	1
solo®						
ivory/white	-	6109/03-82-500	2CKA006155A0061		0.018	1
studio white	-	6109/03-84-500	2CKA006155A0063		0.018	1
grey metallic	-	6109/03-803-500	2CKA006155A0066		0.018	1
Busch-axcent®						
studio white	-	6109/03-84-500	2CKA006155A0063		0.018	1
pure stainless steel						
stainless steel	-	6109/03-866-500	2CKA006155A0069		0.018	1
carat®						
anthracite	-	6109/03-81-500	2CKA006155A0060		0.018	1
ivory/white	-	6109/03-82-500	2CKA006155A0061		0.018	1
studio white	-	6109/03-84-500	2CKA006155A0063		0.018	1
Dynasty®						
anthracite	-	6109/03-81-500	2CKA006155A0060		0.018	1
ivory/white	-	6109/03-82-500	2CKA006155A0061		0.018	1
antique brass	-	6109/03-840-500	2CKA006155A0114		0.018	1

ABB i-bus® KNX

User Operation – Design Ranges – saga touch™



SD/U12.55.1-825

Touch Display 2.4", 55 x 55 mm, FM

NEW

Freely programmable touch panel 1 – up to 12-fold featuring a 2.4-inch IPS screen with 240*240 resolution that offers home control and monitoring of the free@home, or KNX system. Control, observe and manage your entire installation on one device: Switching Dimming Slider Blind RGBW control element Step switch Scene switch Display element Audio control element. With scene function, logic functions, presence simulation and time programs.

KNX functions:

- A total 12 control elements are displayed on a maximum of 12 pages.
- 12 fault and alarm messages
- 10 logic functions
- 10 weekly timers
- 10 scene actuators
- 1 integrated temperature controller (RTC)
- Page display with a maximum of 4 touch surfaces on one page
- Primary function
- Integrated temperature sensor
- Haptic feedback
- Proximity sensor
- Brightness sensor
- 1 binary input or external temperature sensor input (PT1000 / 6226/T).

External power supply needed: 20-32 V DC (SELV)

Number of bus subscribers: 1

Optional Removal protection: TZE/U.0.xx.CK

Display size: 6.10 cm (2.4")

Display resolution: 240*240

Display screen: IPS display

Dimensions (L x W x D): (55 mm x 55 mm x 32 mm)

Display surface: glass black (-825)

Class of temperature controller 1 Contribution to space heating energy efficiency 1,0 %.

Description	Mod. width	Order details		Price	Weight	Pack
		Type code	Order code	1 piece	1 piece	unit
				€	kg	pc.
glass black	-	SD/U12.55.1-825	2TMA310011B0001		0.069	1



KK/U4.55.1

Control Element, 55 x 55 mm**NEW**

Freely configurable multifunction keypad 1- up to 4-fold with acoustic feedback. Communication over separat bus coupler unit (BA/U1.0.1). Operation via tapping or swiping of the parametrized functions, e.g., switching, dimming, blind/shutter control, scene.

- Primary function
- Integrated temperature sensor
- Buzzer for acoustic feedback
- Support of functions/status through innovative RGB light guide concept
- Day/night mode
- Orientation light
- Alarm function supported over light guide and acoustic feedback, e.g. 5 logic channels for KNX
- Light scene actuator
- Logic gates, etc.
- Sequencer
- Staircase function

Optional Removal protection: CSE/U0.1.xx.CK

Number of bus subscribers: 1

Description	Mod. width	Order details		Price	Weight	Pack unit
		Type code	Order code	1 piece	1 piece	
				€	kg	pc.
white	-	KK/U4.55.1	2CKA006115A0506		0.0296	1



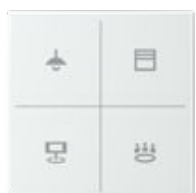
BA/U1.0.1

Bus Coupling Unit KNX**NEW**

KNX bus coupler unit for keypad 1- up to 4-fold devices: KK/U4.55.1, KK/U4.63.1 and KK/U4.70.1.

Bus connection via enclosed terminal block.

Description	Mod. width	Order details		Price	Weight	Pack unit
		Type code	Order code	1 piece	1 piece	
				€	kg	pc.
black	-	BA/U1.0.1	2CKA006120A0080		0.121	1



LFW/A.0.55.91-CK

Cover customized**NEW**

Freely configurable labeling field for keypad 1 – 4-fold (KK/U4.55.1).


Ordering possible only with the unique design ID.

The icons and/or texts are configured over a web configuration tool.

Description	Mod. width	Order details		Price	Weight	Pack unit
		Type code	Order code	1 piece	1 piece	
				€	kg	pc.
pure plastics	-	LFW/A.0.55.91-CK	2CKA006199A0185		0.0076	1

ABB i-bus® KNX

User Operation – Design Ranges – saga touch™



LFW/A.1.55.91-916

Cover without Icon, 1-fold

Labeling field without icon/text for keypad 1 – 4-fold (KK/U4.55.1).

NEW

Description	Mod. width	Order details		Price	Weight	Pack
		Type code	Order code	1 piece	1 piece	unit
				€	kg	pc.
alpine white	–	LFW/A.1.55.91-916	2CKA006199A0186		0.0076	1



LFW/A.2.55.91-916

Cover with Design Line, 2-fold

Labeling field with design line for keypad 1 – 4-fold (KK/U4.55.1).

NEW

Description	Mod. width	Order details		Price	Weight	Pack
		Type code	Order code	1 piece	1 piece	unit
				€	kg	pc.
alpine white	–	LFW/A.2.55.91-916	2CKA006199A0187		0.0076	1



LFW/A.3.55.91-916

Cover with Design Line, 3-fold

Labeling field with design line for keypad 1 – 4-fold (KK/U4.55.1).

NEW

Description	Mod. width	Order details		Price	Weight	Pack
		Type code	Order code	1 piece	1 piece	unit
				€	kg	pc.
alpine white	–	LFW/A.3.55.91-916	2CKA006199A0188		0.0076	1



LFW/A.4.55.91-916

Cover with Design Line, 4-fold

Labeling field with design line for keypad 1 – 4-fold (KK/U4.55.1).

NEW

Description	Mod. width	Order details		Price	Weight	Pack
		Type code	Order code	1 piece	1 piece	unit
				€	kg	pc.
alpine white	–	LFW/A.4.55.91-916	2CKA006199A0189		0.0076	1



LFB/A.1.55.91-916

Cover with Light Icon, 1-fold Button

Labeling field with light icon for keypad 1 – 4-fold (KK/U4.55.1).

NEW

Description	Mod. width	Order details		Price	Weight	Pack
		Type code	Order code	1 piece	1 piece	unit
				€	kg	pc.
alpine white	–	LFB/A.1.55.91-916	2CKA006199A0499		0.0076	1



LFB/A.1.55.91-916

Cover with Blind Icon, 1-fold Button

Labeling field with blind icon for keypad 1 – 4-fold (KK/U4.55.1).

NEW

Description	Mod. width	Order details		Price	Weight	Pack
		Type code	Order code	1 piece	1 piece	unit
				€	kg	pc.
alpine white	–	LFB/A.1.55.91-916	2CKA006199A0500		0.0076	1



LFS/A.1.55.91-916

Cover with Scene Icon, 1-fold Button**NEW**

Labeling field with one scene icon for keypad 1 – 4-fold (KK/U4.55.1).

Description	Mod. width	Order details		Price	Weight	Pack
		Type code	Order code	1 piece	1 piece	unit
				€	kg	pc.
alpine white	–	LFS/A.1.55.91-916	2CKA006199A0501		0.0076	1



LFDW/A.1.55.91-916

Cover with Dim Icon, 1-fold Rocker**NEW**

Labeling field with one dimming icon for keypad 1 – 4-fold (KK/U4.55.1).

Description	Mod. width	Order details		Price	Weight	Pack
		Type code	Order code	1 piece	1 piece	unit
				€	kg	pc.
alpine white	–	LFDW/A.1.55.91-916	2CKA006199A0502		0.0076	1



LFJW/A.1.55.91-916

Cover with Blind Icon, 1-fold Rocker**NEW**

Labeling field with one blind icon for keypad 1 – 4-fold (KK/U4.55.1).

Description	Mod. width	Order details		Price	Weight	Pack
		Type code	Order code	1 piece	1 piece	unit
				€	kg	pc.
alpine white	–	LFJW/A.1.55.91-916	2CKA006199A0503		0.0076	1



LFAW/A.1.55.91-916

Cover with Up/Down Icon, 1-fold Rocker**NEW**

Labeling field with up/down icon for keypad 1 – 4-fold (KK/U4.55.1).

Description	Mod. width	Order details		Price	Weight	Pack
		Type code	Order code	1 piece	1 piece	unit
				€	kg	pc.
alpine white	–	LFAW/A.1.55.91-916	2CKA006199A0504		0.0076	1



LFBT/A.2.55.91-916

Cover with Light Icon, 2-fold Button**NEW**

Labeling field with light icon for keypad 1 – 4-fold (KK/U4.55.1).

Description	Mod. width	Order details		Price	Weight	Pack
		Type code	Order code	1 piece	1 piece	unit
				€	kg	pc.
alpine white	–	LFBT/A.2.55.91-916	2CKA006199A0505		0.0076	1



LFJT/A.2.55.91-916

Cover with Blind Icon, 2-fold Button**NEW**

Labeling field with blind icon for keypad 1 – 4-fold (KK/U4.55.1).

Description	Mod. width	Order details		Price	Weight	Pack
		Type code	Order code	1 piece	1 piece	unit
				€	kg	pc.
alpine white	–	LFJT/A.2.55.91-916	2CKA006199A0506		0.0076	1

ABB i-bus® KNX

User Operation – Design Ranges – saga touch™



LFST/A.2.55.91-916

Cover with Scene Icon, 2-fold Button

NEW

Labeling field with scene icon for keypad 1 – 4-fold (KK/U4.55.1).

Description	Mod. width	Order details		Price	Weight	Pack
		Type code	Order code	1 piece	1 piece	unit
		€	kg	pc.		
alpine white	–	LFST/A.2.55.91-916	2CKA006199A0507		0.0076	1



LFDW/A.2.55.91-916

Cover with Dim/Blind Icon, 2-fold Rocker

NEW

Labeling field with one dimming- and one blind-icon for keypad 1 – 4-fold (KK/U4.55.1).

Description	Mod. width	Order details		Price	Weight	Pack
		Type code	Order code	1 piece	1 piece	unit
		€	kg	pc.		
alpine white	–	LFDW/A.2.55.91-916	2CKA006199A0508		0.0076	1



LFAW/A.2.55.91-916

Cover with Up/Down Icon, 2-fold Rocker

NEW

Labeling field with up/down icon for keypad 1 – 4-fold (KK/U4.55.1).

Description	Mod. width	Order details		Price	Weight	Pack
		Type code	Order code	1 piece	1 piece	unit
		€	kg	pc.		
alpine white	–	LFAW/A.2.55.91-916	2CKA006199A0509		0.0076	1



LFMW/A.4.55.91-916

Cover with Music Icon, 4-fold Button

NEW

Labeling field with Stop/Play/Volume icon for keypad 1 – 4-fold (KK/U4.55.1).

Description	Mod. width	Order details		Price	Weight	Pack
		Type code	Order code	1 piece	1 piece	unit
		€	kg	pc.		
alpine white	–	LFMW/A.4.55.91-916	2CKA006199A0510		0.0076	1

ABB i-bus® KNX

User Operation – Design Ranges – Millenium


The Millenium collection is the first metal range to incorgrage the KNX system, the most intelligent way of managing spaces and optimizing

performance in terms of energy savings. Millenium is based on a combinable concept which creates a very comprehensive range, suitable for

any types of needs. This makes it the ideal collection for all types of homes, hotels, offices and shops.



01



02



03



- 01 Switch Sensor 2 gang KNX
- 02 Switch Sensor 4 gang KNX
- 03 Switch Sensor 6 gang KNX
- 04 Switch Sensor 6 gang KNX with IR
- 05 Busch watchdog 180° KNX
- 06 Room Thermostat KNX

Function
Switching | Dimming | Blinds | Sending values | Scenes etc.

Features
Incl. 10 logic channels (light scene actuator | sequence actuator | logic gates, etc.)
Control element: Switch contacts
Display elements: LED to indicate the function

Function
Switching | Dimming | Blinds | Sending values | Scenes etc.

Features
Incl. 10 logic channels (light scene actuator | sequence actuator | logic gates, etc.)
Control element: Switch contacts
Display elements: LED to indicate the function

Function
Switching | Dimming | Blinds | Sending values | Scenes etc.

Features
Incl. 10 logic channels (light scene actuator | sequence actuator | logic gates, etc.)
Control element: Switch contacts
Display elements: LED to indicate the function

Wide range. Millenium range offers special mounting plates for KNX sensors to reduce the height and improve the aesthetics for ultra slim design. The KNX sensors allow to replace the buttons with desired symbols in order to adjust the sensors to

specific design and needs like light, blind, scene, RTC or fan coil. Millennium offers a wide and elegant choice of finishes in stainless steel material: from the Brush Stainless Steel, to the soft touch given by the Silk Black, and the luxury of the

sophisticated gold finishes, Matt Gold and Antique Gold. Moreover, the range is now extended with two glass colors: White and Black glass to cater the luxury segment.



04



Function
Switching | Dimming | Blinds | Sending values | Scenes etc. | 6 gang sensor with IR.

Features
Incl. 10 logic channels (light scene actuator | sequence actuator | logic gates, etc.)
Control element: Switch contacts
Display elements: LED to indicate the function

05



Function
Movement sensor with up to four channels.
Detection range: frontal: 6 m, lateral: 6 m
Detection angle: 180 °
Brightness limit value: 5 Lux - 150 Lux
Mounting height: 1.1 m

06



Function
Control element with room thermostat function for triggering the heating, ventilation and fan-coil actuators. The controller is a thermostat for Fan Coil units in 2- and 4-pipe systems and conventional heating or cooling systems. The fan stage can be switched manually or in automatic mode.

The Millennium range is only available in the following countries: China, Dubai, India, Kuwait, Oman, Qatar, Saudi Arabia, Singapore, UAE and UK.
Frames and special mounting plates for KNX sensors have to be ordered by:
ABB, S.A.
Low Voltage Products-Niessen, OIartzun / Spain
www.abb.es/niessen

Features
Incl. 10 logic channels (light scene actuator | sequence actuator | logic gates, etc.)
Switch contacts for operating mode selection and dial for setpoint or fan speed adjustment.
Display elements: LCD showing operation modes.
Protection class (Device): IP 20
Temperature range (Device): -5 °C to 45 °C

ABB i-bus® KNX

User Operation – Design Ranges – Millenium



6125/20-981-500

Switch Sensor 2 gang KNX

Incl. 10 logic channels (light scene actuator, sequence actuator, logic gates, etc.).
Control element: Switch contacts. Display elements: LED to indicate the function.
Protection class (Device): IP 20. Temperature range (Device): –5 °C to 45 °C.
Dimensions: (L x W x D): 53 mm x 44 mm.

Description	Mod. width	Order details		Price	Weight	Pack
		Type code	Order code	1 piece	1 piece	unit
		Type code	Order code	€	kg	pc.
		–	6125/20-981-500	2CKA006115A0443	0.083	1



6126/20-981-500

Switch Sensor 4 gang KNX

Incl. 10 logic channels (light scene actuator, sequence actuator, logic gates, etc.).
Control element: Switch contacts. Display elements: LED to indicate the function.
Protection class (Device): IP 20. Temperature range (Device): –5 °C to 45 °C.
Dimensions: (L x W x D): 53 mm x 44 mm.

Description	Mod. width	Order details		Price	Weight	Pack
		Type code	Order code	1 piece	1 piece	unit
		Type code	Order code	€	kg	pc.
		–	6126/20-981-500	2CKA006116A0218	0.084	1



6129/20-981-500

Switch Sensor 6 gang KNX

Incl. 10 logic channels (light scene actuator, sequence actuator, logic gates, etc.).
Control element: Switch contacts. Display elements: LED to indicate the function.
Protection class (Device): IP 20. Temperature range (Device): –5 °C to 45 °C.
Dimensions: (L x W x D): 53 mm x 44 mm.

Description	Mod. width	Order details		Price	Weight	Pack
		Type code	Order code	1 piece	1 piece	unit
		Type code	Order code	€	kg	pc.
		–	6129/20-981-500	2CKA006118A0104	0.085	1



6129/21-981-500

Switch Sensor 6 gang KNX with IR

Incl. 10 logic channels (light scene actuator, sequence actuator, logic gates, etc.).
Control element: Switch contacts. Display elements: LED to indicate the function.
Protection class (Device): IP 20. Temperature range (Device): –5 °C to 45 °C.
Dimensions: (L x W x D): 53 mm x 44 mm.

Description	Mod. width	Order details		Price	Weight	Pack
		Type code	Order code	1 piece	1 piece	unit
		Type code	Order code	€	kg	pc.
		–	6129/21-981-500	2CKA006118A0107	0.086	1



6124/08-981-500

Room Thermostat

Control element with room thermostat function for triggering the heating, ventilation and fan-coil actuators. The controller is a thermostat for Fan Coil units in 2- and 4-pipe systems and conventional heating or cooling systems. The fan stage can be switched manually or in automatic mode. Incl. 10 logic channels (light scene actuator, sequence actuator, logic gates, etc.).

Switch contacts for operating mode selection and dial for setpoint or fan speed adjustment. Display elements: LCD showing operation modes. Protection class (Device): IP 20. Temperature range (Device): -5 °C to 45 °C. Dimensions: (L x W x D): 53 mm x 44 mm.

Description	Mod. width	Order details		Price	Weight	Pack
		Type code	Order code	1 piece	1 piece	unit
				€	kg	pc.
	-	6124/08-981-500	2CKA006123A0309		0.101	1



Buttons with symbols

Buttons with symbols for Millenium control covers 1 / 2-gang, 2 / 4-gang, 3 / 6-gang and 3 / 6-gang with infrared.

Description	Mod. width	Order details		Price	Weight	Pack
		Type code	Order code	1 piece	1 piece	unit
				€	kg	pc.
Symbol for marking "Light"	-	6123/20-500	2CKA006123A0001		0.011	1
Symbol for marking "blinds"	-	6123/21-500	2CKA006123A0002		0.011	1
Symbol for marking "scene"	-	6123/22-500	2CKA006123A0003		0.011	1
Symbol for marking "temperature"	-	6123/23-500	2CKA006123A0004		0.011	1
Symbol for marking "ceiling light"	-	6123/24-500	2CKA006123A0005		0.003	1
Symbol for marking "Fan Coil"	-	6123/26-500	2CKA006123A0006		0.003	1

ABB i-bus® KNX

User Operation – Design Ranges – Millenium



Triple rocker / KNX frame 1 gang

Frame includes metal mounting plate. Dimensions 86 x 86 mm.

Description	Mod. width	Order details		Price	Weight	Pack unit
		Type code	Order code	1 piece	1 piece	
				€	kg	pc.
stainless steel	–	AMD5153-ST	2CLA637100N1101		0.109	10
silk black	–	AMD5153-SB	2CLA637100N1501		0.111	10
antique gold	–	AMD5153-AG	2CLA637100N1601		0.111	10
matt gold	–	AMD5153-MG	2CLA637100N1701		0.111	10
dune sand	–	AMD5153-DU	2CLA637100N6201		0.111	10
mocha brown	–	AMD5153-MO	2CLA637100N6601		0.111	10
white glass	–	AMD5153-WG	2CLA637100N3001		0.205	10
black glass	–	AMD5153-BG	2CLA637100N3101		0.205	10



Triple rocker / KNX frame 2 gang

Frame includes metal mounting plate. Dimensions 86 x 147 mm.

Description	Mod. width	Order details		Price	Weight	Pack unit
		Type code	Order code	1 piece	1 piece	
				€	kg	pc.
stainless steel	–	AMD5253-ST	2CLA667200N1101		0.177	10
silk black	–	AMD5253-SB	2CLA667200N1501		0.177	10
antique gold	–	AMD5253-AG	2CLA667200N1601		0.176	10
matt gold	–	AMD5253-MG	2CLA667200N1701		0.178	10
dune sand	–	AMD5253-DU	2CLA667200N6201		0.177	10
mocha brown	–	AMD5253-MO	2CLA667200N6601		0.177	10
white glass	–	AMD5253-WG	2CLA667200N3001		0.315	5
black glass	–	AMD5253-BG	2CLA667200N3101		0.315	5




AMD5053

Special metal mounting plate for KNX sensors

Allows reduction height of KNX sensors to 1 mm. Only for following items: AMD72053-AN, AMD74053-AN, AMD76053-AN, AMD76153-AN.

Description	Mod. width	Order details		Price	Weight	Pack unit
		Type code	Order code	1 piece	1 piece	
				€	kg	pc.
Special metal mounting plate for KNX sensors 1 gang	–	AMD5053	2CLA627190N1001		0.032	1



TR/U 1.1

Transponder Reader, Millenium

The “transponder reader” is a flush-mounting device for British Standard wall boxes, designed to realize access control systems with a communication support based on KNX bus. It is equipped with one relay (4A @24 V AC/DC) and one input to be used for connecting external conventional card-holder (e.g. Millenium wiring accessories card-holder). The output can be programmed in three different ways: “Linked to access control”, receiving in this case switching commands from the device itself (according to transponder card validation); being a standard KNX Switch actuator output, able to be controlled by every KNX-standard devices; “linked to card-holder”, that means that the relay is switched according to closing/opening internal input contact available on transponder reader. The bicolor (red-green) LED placed on the front of the device allow you to monitor device operation and can be also switched ON/OFF in the proper color according to KNX telegram (for example for DND/MUR purposes).

The transponder reader requires a 12...24 V AC/DC external power supply to ensure its operation even with bus voltage failure.

The transponder reader is available for ABB Millenium wiring accessories range.

Description	Mod. width	Order details		Price	Weight	Pack unit
		Type code	Order code	1 piece	1 piece	
				€	kg	pc.
	-	TR/U 1.1	2CSY235683R2001		0.050	1



TH/U 1.1

Transponder Holder, Millenium

The “transponder holder” is a flush-mounting device for British Standard wall boxes, designed to realize access control systems with a communication support based on KNX bus. It is equipped with one relay (4A @24V AC/DC) and one binary input to be used for connecting external conventional push-button for switch, dimmer and shutter functionalities, or for example for connecting window contact or similar. The output can be programmed as “Linked to access control”, receiving in this case switching commands from the device itself (according to card insertion/removal); or being a standard KNX Switch actuator output, able to be controlled by every KNX-standard devices. The bicolor (red-green) LED placed on the front of the device allow you to monitor device operation and can be also switched ON/OFF in the proper color according to KNX.

The transponder reader requires a 12...24 V AC/DC external power supply to ensure its operation even with bus voltage failure.

The transponder reader is available for ABB Millenium wiring accessories range.

Description	Mod. width	Order details		Price	Weight	Pack unit
		Type code	Order code	1 piece	1 piece	
				€	kg	pc.
	-	TH/U 1.1	2CSY265232R2021		0.018	1

ABB i-bus® KNX

User Operation – Design Ranges – Millenium



TS/T 1
TS/T 1.1

Set of Transponder Cards for Millenium, Chiara 2 modules and tacteo design programs

The transponder card uses passive transponder technology operating in radio frequency (MIFARE technology), without the need for contact between the reader and the card itself. The transponder card is read by swiping it in front of the reader at a maximum distance of 20 mm (can be reduced according to installation environment).

Description	Mod. width	Order details		Price	Weight	Pack unit
		Type code	Order code	1 piece	1 piece	
				€	kg	pc.
10 transponder cards	–	TS/T 1	2CSY259412R2041		0.02	1
1000 transponder cards	–	TS/T 1.1	2CSY232175R2041		1	1



RoomGuard software

RoomGuard software

NEW

RoomGuard software for configuration and supervision of ABB Access Control range; Tacteo, Millenium, Zenit and Chiara.

RoomGuard is a web-based scalable solution (licensing model based on number of rooms) accessible by any browser providing greater accessibility for hotel and maintenance staff. Main features and functionality include: Access control (management of keys, groups, time bands and staff cards, definition of access to common areas, and more), room state monitoring, guest check in/check out, front desk room load monitoring, management of guest and employee databases, Occupancy and access records and statistics, front desk management of room climate, and maintenance and diagnostics. RoomGuard features an intuitive and easy to use interface, with straightforward installation and configuration, seamless integration with building automation and third-party software integration. RoomGuard software replaces MiniMAC software.

Description	Mod. width	Order details		Price	Weight	Pack unit
		Type code	Order code	1 piece	1 piece	
				€	kg	pc.
RoomGuard software, 10 readers/rooms	–	RoomGuard-10	2CSY247450R0010		–	1
RoomGuard software, 20 readers/rooms	–	RoomGuard-20	2CSY244490R0020		–	1
RoomGuard software, 50 readers/rooms	–	RoomGuard-50	2CSY249580R0050		–	1
RoomGuard software, 100 readers/rooms	–	RoomGuard-100	2CSY242150R0100		–	1
RoomGuard software, 200 readers/rooms	–	RoomGuard-200	2CSY247240R0200		–	1
RoomGuard software, PMS interface	–	RoomGuard-PMS	2CSY244280R0999		–	1

Notes

ABB i-bus® KNX

User Operation – Design Ranges – Zenit



01



02



03



- 01 Switch Sensor 2 gang KNX
- 02 Switch Sensor 4 gang KNX
- 03 Switch Sensor 6 gang KNX
- 04 Switch Sensor 6 gang KNX with IR
- 05 Busch watchdog 180° KNX
- 06 Room Thermostat KNX

Function
Switching | Dimming | Blinds | Sending values | Scenes etc.

Features
Incl. 10 logic channels (light scene actuator | sequence actuator | logic gates, etc.)
Control element: Switch contacts
Display elements: LED to indicate the function

Function
Switching | Dimming | Blinds | Sending values | Scenes etc.

Features
Incl. 10 logic channels (light scene actuator | sequence actuator | logic gates, etc.)
Control element: Switch contacts
Display elements: LED to indicate the function

Function
Switching | Dimming | Blinds | Sending values | Scenes etc.

Features
Incl. 10 logic channels (light scene actuator | sequence actuator | logic gates, etc.)
Control element: Switch contacts
Display elements: LED to indicate the function

Zenit is based on a combinable concept which creates a very comprehensive range, suitable for any type of needs. Optimizing comfort, safety and efficiency of homes and buildings: Providing with complete com-

fort solutions to satisfy all type of needs and projects. Ensuring safety and protection of persons and goods. Saving energy by using only the amount of energy required.

Zenit offers two different mounting plates for KNX sensors corresponding to different market standards: VDE and NEMA.



04



Function

Switching | Dimming | Blinds | Sending values | Scenes etc. | 6 gang sensor with IR.

Features

Incl. 10 logic channels (light scene actuator | sequence actuator | logic gates, etc.)
Control element: Switch contacts
Display elements: LED to indicate the function

05



Function

Movement sensor with up to four channels.
Detection range: frontal: 6 m, lateral: 6 m
Detection angle: 180 °
Brightness limit value: 5 Lux - 150 Lux
Mounting height: 1.1 m

06



Function

Control element with room thermostat function for triggering the heating, ventilation and fan-coil actuators. The controller is a thermostat for Fan Coil units in 2- and 4-pipe systems and conventional heating or cooling systems. The fan stage can be switched manually or in automatic mode.

The Zenit VDE range is only available in the following countries:
Spain, Portugal, Russia, France
The Zenit NEMA range is only available in the following countries:
Latin America, Australia, Thailand, Vietnam.
Sensors, frames and special mounting plates for KNX sensors have to be ordered by: ABB, S.A.
Low Voltage Products-Niessen, OIartzun / Spain
www.abb.es/niessen

Features

Incl. 10 logic channels (light scene actuator | sequence actuator | logic gates, etc.)
Switch contacts for operating mode selection and dial for setpoint or fan speed adjustment.
Display elements: LCD showing operation modes.
Protection class (Device): IP 20
Temperature range (Device): -5 °C to +45 °C

ABB i-bus® KNX

User Operation – Design Ranges – Zenit




6125/98-509

1/2-fold sensor

Push switch function: switching / dimming / blind / sending values / scenes etc. Incl. 10 logic channels (light scene actuator, sequence actuator, logic gates, etc.). Control element: Switch contacts. Display elements: LED to indicate the function.

Description	Mod. width	Order details		Price	Weight	Pack
		Type code	Order code	1 piece	1 piece	unit
				€	kg	pc.
	-	6125/98-509	2CKA006115A0444		0.077	1



N2221.2

Cover Zenit 1/2-fold

Cover Zenit 1/2-fold. Available in white (BL), anthracite (AN) and silver (PL).

Description	Mod. width	Order details		Price	Weight	Pack
		Type code	Order code	1 piece	1 piece	unit
				€	kg	pc.
white	-	N2221.2 BL	2CLA222120N1101		0.038	1
anthracite	-	N2221.2 AN	2CLA222120N1801		0.038	1
silver	-	N2221.2 PL	2CLA222120N1301		0.038	1



6126/98-509

2/4-fold sensor

Push switch function: switching / dimming / blind / sending values / scenes etc. Incl. 10 logic channels (light scene actuator, sequence actuator, logic gates, etc.). Control element: Switch contacts. Display elements: LED to indicate the function.

Description	Mod. width	Order details		Price	Weight	Pack
		Type code	Order code	1 piece	1 piece	unit
				€	kg	pc.
	-	6126/98-509	2CKA006116A0219		0.079	1



N2221.4

Cover Zenit 2/4-fold

Cover Zenit 2/4-fold. Available in white (BL), anthracite (AN) and silver (PL).

Description	Mod. width	Order details		Price	Weight	Pack
		Type code	Order code	1 piece	1 piece	unit
				€	kg	pc.
white	-	N2221.4 BL	2CLA222140N1101		0.038	1
anthracite	-	N2221.4 AN	2CLA222140N1801		0.038	1
silver	-	N2221.4 PL	2CLA222140N1301		0.038	1



6129/96-509

3/6-fold sensor


Push switch function: switching / dimming / blind / sending values / scenes etc. Incl.

10 logic channels (light scene actuator, sequence actuator, logic gates, etc.)

Control element: Switch contacts. Display elements: LED to indicate the function. Protection class (Device): IP 20. Temperature range (Device): -5 °C to 45 °C.

Dimensions: (L x W x D): 44 mm x 44 mm.

Description	Mod. width	Order details		Price	Weight	Pack
		Type code	Order code	1 piece	1 piece	unit
				€	kg	pc.
	-	6129/96-509	2CKA006118A0105		0.08	1



N2221.6

Cover Zenit 3/6-fold

Cover Zenit 3/6-fold. Available in white (BL), anthracite (AN) and silver (PL).

Description	Mod. width	Order details		Price	Weight	Pack
		Type code	Order code	1 piece	1 piece	unit
				€	kg	pc.
white	-	N2221.6 BL	2CLA222160N1101		0.011	1
anthracite	-	N2221.6 AN	2CLA222160N1801		0.011	1
silver	-	N2221.6 PL	2CLA222160N1301		0.011	1



6129/98-509


3/6-fold sensor with IR

Push switch function: switching / dimming / blind / sending values / scenes etc. Incl.

10 logic channels (light scene actuator, sequence actuator, logic gates, etc.). With infrared.

Control element: Switch contacts. Display elements: LED to indicate the function.

Description	Mod. width	Order details		Price	Weight	Pack
		Type code	Order code	1 piece	1 piece	unit
				€	kg	pc.
	-	6129/98-509	2CKA006118A0108		0.088	1



N2221.7

Cover Zenit 3/6-fold with IR

Cover Zenit 3/6-fold with IR. Available in white (BL), anthracite (AN) and silver (PL).

Description	Mod. width	Order details		Price	Weight	Pack
		Type code	Order code	1 piece	1 piece	unit
				€	kg	pc.
white	-	N2221.7 BL	2CLA222170N1101		0.011	1
anthracite	-	N2221.7 AN	2CLA222170N1801		0.011	1
silver	-	N2221.7 PL	2CLA222170N1301		0.011	1

ABB i-bus® KNX

User Operation – Design Ranges – Zenit



6124/88-509

Room thermostat heating / cooling Fan Coil

Control element with room thermostat function for triggering the heating, ventilation and fan-coil actuators. The controller is a thermostat for Fan Coil units in 2- and 4-pipe systems and conventional heating or cooling systems. The fan stage can be switched manually or in automatic mode. Incl. 10 logic channels (light scene actuator, sequence actuator, logic gates, etc.). Switch contacts for operating mode selection and dial for setpoint or fan speed adjustment. Display elements: LCD showing operation modes.

Description	Mod. width	Order details		Price	Weight	Pack unit
		Type code	Order code	1 piece	1 piece	
			€	kg	pc.	
	–	6124/88-509	2CKA006134A0310		0.096	1



N2240.4

Cover Zenit room thermostat

Cover Zenit room thermostat. Available in white (BL), anthracite (AN) and silver (PL).

Description	Mod. width	Order details		Price	Weight	Pack unit
		Type code	Order code	1 piece	1 piece	
			€	kg	pc.	
white	–	N2240.4 BL	2CLA224040N1101		0.028	1
anthracite	–	N2240.4 AN	2CLA224040N1801		0.028	1
silver	–	N2240.4 PL	2CLA224040N1301		0.028	1



N2241.4

Cover Zenit watchdog

Cover Zenit watchdog. Available in white (BL), anthracite (AN) and silver (PL).

Description	Mod. width	Order details		Price	Weight	Pack unit
		Type code	Order code	1 piece	1 piece	
			€	kg	pc.	
white	–	N2241.4 BL	2CLA224140N1101		0.011	1
anthracite	–	N2241.4 AN	2CLA224140N1801		0.011	1
silver	–	N2241.4 PL	2CLA224140N1301		0.01	1



Buttons with symbols

Buttons with symbols for Zenit control covers 1 / 2-gang, 2 / 4-gang, 3 / 6-gang and 3 / 6-gang with infrared.

Description	Mod. width	Order details		Price	Weight	Pack unit
		Type code	Order code	1 piece	1 piece	
				€	kg	pc.
Symbol for marking "Light"	-	6123/20-500	2CKA006123A0001		0.011	10
Symbol for marking "blinds"	-	6123/21-500	2CKA006123A0002		0.011	10
Symbol for marking "scene"	-	6123/22-500	2CKA006123A0003		0.011	10
Symbol for marking "temperature"	-	6123/23-500	2CKA006123A0004		0.011	10
Symbol for marking "ceiling light"	-	6123/24-500	2CKA006123A0005		0.003	10
Symbol for marking "Fan Coil"	-	6123/26-500	2CKA006123A0006		0.003	10



N2271 XX

Frames, 1 window, Zenit VDE

Description	Mod. width	Order details		Price	Weight	Pack unit
		Type code	Order code	1 piece	1 piece	
				€	kg	pc.
white	-	N2271 BL	2CLA227100N1102		0.032	1
anthracite	-	N2271 AN	2CLA227100N1802		0.03	1
champagne	-	N2271 CV	2CLA227100N1902		0.031	1
wengué	-	N2271 WG	2CLA227100N2102		0.043	1
slate	-	N2271 PZ	2CLA227100N2202		0.92	1
white glass	-	N2271 CB	2CLA227100N3002		0.083	1
black glass	-	N2271 CN	2CLA227100N3102		0.083	1
pearl glass	-	N2271 CP	2CLA227100N3502		0.085	1
coffee glass	-	N2271 CC	2CLA227100N3702		0.083	1
graphite glass	-	N2271 CF	2CLA227100N3802		0.085	1
champagne glass	-	N2271 CH	2CLA227100N3902		0.085	1
stainless steel	-	N2271 OX	2CLA227100N4002		0.2	1

Basic frame, 1 window, Zenit VDE

Description	Mod. width	Order details		Price	Weight	Pack unit
		Type code	Order code	1 piece	1 piece	
				€	kg	pc.
white	-	N2271.1 BL	2CLA227110N1102		0.021	1
silver	-	N2271.1 PL	2CLA227110N1302		0.021	1
anthracite	-	N2271.1 AN	2CLA227110N1802		0.019	1
champagne	-	N2271.1 CV	2CLA227110N1902		0.02	1

ABB i-bus® KNX

User Operation – Design Ranges – Zenit



N2272 BL

2 gang frames, Zenit VDE

Description	Mod. width	Order details		Price	Weight	Pack unit
		Type code	Order code	1 piece	1 piece	
				€	kg	pc.
white	–	N2272 BL	2CLA227200N1102		0.054	1
silver	–	N2272 PL	2CLA227200N1302		0.051	1
anthracite	–	N2272 AN	2CLA227200N1802		0.053	1
champagne	–	N2272 CV	2CLA227200N1902		0.052	1
wengué	–	N2272 WG	2CLA227200N2102		0.065	1
slate	–	N2272 PZ	2CLA227200N2202		0.154	1
white glass	–	N2272 CB	2CLA227200N3002		0.143	1
black glass	–	N2272 CN	2CLA227200N3102		0.136	1
pearl glass	–	N2272 CP	2CLA227200N3502		0.141	1
coffee glass	–	N2272 CC	2CLA227200N3702		0.142	1
graphite glass	–	N2272 CF	2CLA227200N3802		0.141	1
champagne glass	–	N2272 CH	2CLA227200N3902		0.14	1
stainless steel	–	N2272 OX	2CLA227200N4002		0.35	1



N2272.1 BL

2 gang frames – Basic, Zenit VDE

Description	Mod. width	Order details		Price	Weight	Pack unit
		Type code	Order code	1 piece	1 piece	
				€	kg	pc.
white	–	N2272.1 BL	2CLA227210N1102		0.036	1
silver	–	N2272.1 PL	2CLA227210N1302		0.035	1
anthracite	–	N2272.1 AN	2CLA227210N1802		0.034	1
champagne	–	N2272.1 CV	2CLA227210N1902		0.035	1



N2273 BL

3 gang frames, Zenit VDE

Description	Mod. width	Order details		Price	Weight	Pack
		Type code	Order code	1 piece	1 piece	unit
			€	kg	pc.	
white	-	N2273 BL	2CLA227300N1102		0.08	1
silver	-	N2273 PL	2CLA227300N1302		0.079	1
anthracite	-	N2273 AN	2CLA227300N1802		0.079	1
champagne	-	N2273 CV	2CLA227300N1902		0.079	1
wengué	-	N2273 WG	2CLA227300N2102		0.099	1
slate	-	N2273 PZ	2CLA227300N2202		0.218	1
white glass	-	N2273 CB	2CLA227300N3002		0.2	1
black glass	-	N2273 CN	2CLA227300N3102		0.2	1
pearl glass	-	N2273 CP	2CLA227300N3502		0.2	1
coffee glass	-	N2273 CC	2CLA227300N3702		0.2	1
graphite glass	-	N2273 CF	2CLA227300N3802		0.2	1
champagne glass	-	N2273 CH	2CLA227300N3902		0.2	1
stainless steel	-	N2273 OX	2CLA227300N4002		0.52	1



N2273.1 BL

3 gang frames - Basic, Zenit VDE

Description	Mod. width	Order details		Price	Weight	Pack
		Type code	Order code	1 piece	1 piece	unit
			€	kg	pc.	
white	-	N2273.1 BL	2CLA227310N1102		0.054	1
silver	-	N2273.1 PL	2CLA227310N1302		0.053	1
anthracite	-	N2273.1 AN	2CLA227310N1802		0.052	1
champagne	-	N2273.1 CV	2CLA227310N1902		0.055	1

ABB i-bus® KNX

User Operation – Design Ranges – Zenit



N2274 BL

4 gang frames, Zenit VDE


Description	Mod. width	Order details		Price	Weight	Pack unit
		Type code	Order code	1 piece	1 piece	
				€	kg	pc.
white	–	N2274 BL	2CLA227400N1102		0.102	1
silver	–	N2274 PL	2CLA227400N1302		0.102	1
anthracite	–	N2274 AN	2CLA227400N1802		0.103	1
champagne	–	N2274 CV	2CLA227400N1902		0.103	1
wengué	–	N2274 WG	2CLA227400N2102		0.123	1
slate	–	N2274 PZ	2CLA227400N2202		0.278	1
white glass	–	N2274 CB	2CLA227400N3002		0.26	1
black glass	–	N2274 CN	2CLA227400N3102		0.261	1
pearl glass	–	N2274 CP	2CLA227400N3502		0.261	1
coffee glass	–	N2274 CC	2CLA227400N3702		0.261	1
graphite glass	–	N2274 CF	2CLA227400N3802		0.261	1
champagne glass	–	N2274 CH	2CLA227400N3902		0.261	1
stainless steel	–	N2274 OX	2CLA227400N4002		0.647	1



N2274.1 BL

4 gang frames – Basic, Zenit VDE


Description	Mod. width	Order details		Price	Weight	Pack unit
		Type code	Order code	1 piece	1 piece	
				€	kg	pc.
white	–	N2274.1 BL	2CLA227410N1102		0.07	1
silver	–	N2274.1 PL	2CLA227410N1302		0.07	1
anthracite	–	N2274.1 AN	2CLA227410N1802		0.069	1
champagne	–	N2274.1 CV	2CLA227410N1902		0.069	1



N2372.1 XX

Frame, 2 modules, Zenit, NEMA

Description	Mod. width	Order details		Price	Weight	Pack
		Type code	Order code	1 piece	1 piece	unit
				€	kg	pc.
white	-	N2372.1 BL	2CLA237210N1102		0.067	1
silver	-	N2372.1 PL	2CLA237210N1302		0.047	1
anthracite	-	N2372.1 AN	2CLA237210N1802		0.047	1
champagne	-	N2372.1 CV	2CLA237210N1902		0.047	1
slate	-	N2372.1 PZ	2CLA237200N2202		0.047	1
white glass	-	N2372.1 CB	2CLA237200N3002		0.124	1
black glass	-	N2372.1 CN	2CLA237200N3102		0.14	1
stainless steel	-	N2372.1 OX	2CLA237200N4002		0.278	1



N2371.9V

Metal mounting plate

Mounting plate for 3 module box, facilitates the assembly of 1 and 2 module devices in vertical or horizontal installations.

Description	Mod. width	Order details		Price	Weight	Pack
		Type code	Order code	1 piece	1 piece	unit
				€	kg	pc.
for vertical installation	-	N2371.9V	2CLA237190N1002		0.054	20

ABB i-bus® KNX

User Operation – Design Ranges – Zenit

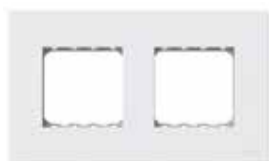


AMD22710 BL

1 gang frame Zenit British Standard (includes mounting support)

NEW

Description	Mod. width	Order details		Price	Weight	Pack unit
		Type code	Order code	1 piece	1 piece	
				€	kg	pc.
white	–	AMD22710 BL	2CLA227100B1101			1
silver	–	AMD22710 PL	2CLA227100B1301			1
antrachite	–	AMD22710 AN	2CLA227100B1801			1
champagne	–	AMD22710 CV	2CLA227100B1901			1



AMD24720 BL

2 gang frame Zenit British Standard (includes mounting support)

NEW

Description	Mod. width	Order details		Price	Weight	Pack unit
		Type code	Order code	1 piece	1 piece	
				€	kg	pc.
white	–	AMD24720 BL	2CLA247200B1101			1
silver	–	AMD24720 PL	2CLA247200B1301			1
antrachite	–	AMD24720 AN	2CLA247200B1801			1
champagne	–	AMD24720 CV	2CLA247200B1901			1



AMD26731 BL

3 gang frame Zenit British Standard (includes mounting support)

NEW

Description	Mod. width	Order details		Price	Weight	Pack unit
		Type code	Order code	1 piece	1 piece	
				€	kg	pc.
white	–	AMD26731 BL	2CLA267310B1101			1
silver	–	AMD26731 PL	2CLA267310B1301			1
antrachite	–	AMD26731 AN	2CLA267310B1801			1
champagne	–	AMD26731 CV	2CLA267310B1901			1



AMD28741 BL

4 gang frame Zenit British Standard (includes mounting support)

NEW

Description	Mod. width	Order details		Price	Weight	Pack unit
		Type code	Order code	1 piece	1 piece	
				€	kg	pc.
white	–	AMD28741 BL	2CLA287410B1101			1
silver	–	AMD28741 PL	2CLA287410B1301			1
antrachite	–	AMD28741 AN	2CLA287410B1801			1
champagne	–	AMD28741 CV	2CLA287410B1901			1



RS/U 1.1

KNX sensor, 1/2-gang, 1M

Push switch function: switching, dimming, blind or scene.

Display elements: LED to indicate the function.

To be installed with N2121, N2121.1, N2121.3, N2121.5, N2121.8, N2121.9 or N21 customized rockers.

Description	Mod. width	Order details		Price	Weight	Pack
		Type code	Order code	1 piece	1 piece	unit
				€	kg	pc.
		-	RS/U 1.1	2CSY244490R1012	0.11	1



RS/U 2.1

KNX sensor, 2/4-gang, 2M

Push switch function: switching, dimming, blind or scene.

Display elements: LED to indicate the function.

To be installed with N2121, N2121.1, N2121.3, N2121.5, N2121.8, N2121.9 or N21 customized rockers.

Description	Mod. width	Order details		Price	Weight	Pack
		Type code	Order code	1 piece	1 piece	unit
				€	kg	pc.
		-	RS/U 2.1	2CSY247450R1003	0.12	1



RA/U 1.16.1

KNX sensor/switch actuator, 2/1-gang, 2M

Push switch function: switching, dimming, blind or scene.

Display elements: LED to indicate the function.

Outputs: 1x potential free contact.

Rated current: 16 A.

To be installed with N2121, N2121.1, N2121.3, N2121.5, N2121.8, N2121.9 or N21 customized rockers.

Description	Mod. width	Order details		Price	Weight	Pack
		Type code	Order code	1 piece	1 piece	unit
				€	kg	pc.
		-	RA/U 1.16.1	2CSY249580R1103	0.12	1



RA/U 2.8.1

KNX sensor/switch actuator, 2/2-gang, 2M

Push switch function: switching, dimming, blind or scene.

Display elements: LED to indicate the function.

Outputs: 2x potential free contacts.

Rated current: 8 A.

To be installed with N2121, N2121.1, N2121.3, N2121.5, N2121.8, N2121.9 or N21 customized rockers.

Description	Mod. width	Order details		Price	Weight	Pack
		Type code	Order code	1 piece	1 piece	unit
				€	kg	pc.
		-	RA/U 2.8.1	2CSY242150R1106	0.12	1

ABB i-bus® KNX

User Operation – Design Ranges – Zenit



RB/U 1.1

KNX sensor/blind actuator, 1/1-gang, 2M

Push switch function: switching, dimming, blind or scene.

Display elements: LED to indicate the function.

Outputs: 1x change-over contacts/potential-bound

Rated current: 8 A.

To be installed with N2221, N2221.1, N2221.3, N2221.5, N2221.8, N2221.9 or N22 customized rockers.

Description	Mod. width	Order details		Price	Weight	Pack
		Type code	Order code	1 piece	1 piece	unit
			€	kg	pc.	
	–	RB/U 1.1	2CSY247240R1105		0.12	1



N2121 BL

Rocker cover without symbol, 1M

Rocker cover without symbol for KNX sensor/actuator.

Suitable for codes: RS/U 1.1 and left and right positions of RS/U 2.1, RA/U 1.16.1 and RA/U/ 2.8.1.

Description	Mod. width	Order details		Price	Weight	Pack
		Type code	Order code	1 piece	1 piece	unit
			€	kg	pc.	
white - chrome	–	N2121 BL	2CLA212100N1101			10
full white	–	N2121 BB	2CLA212100N1201			10
silver - chrome	–	N2121 PL	2CLA212100N1301			10
full anthracite	–	N2121 AA	2CLA212100N1601			10
anthracite - chrome	–	N2121 AN	2CLA212100N1801			10
champagne - chrome	–	N2121 CV	2CLA212100N1901			10



N2221 BL

Rocker cover without symbol, 2M

Rocker cover without symbol for KNX sensor/actuator.

Suitable for codes: RB/U 1.1.

Description	Mod. width	Order details		Price	Weight	Pack
		Type code	Order code	1 piece	1 piece	unit
			€	kg	pc.	
white - chrome	–	N2221 BL	2CLA222100N1101			10
full white	–	N2221 BB	2CLA222100N1201			10
silver - chrome	–	N2221 PL	2CLA222100N1301			10
full anthracite	–	N2221 AA	2CLA222100N1601			10
anthracite - chrome	–	N2221 AN	2CLA222100N1801			10
champagne - chrome	–	N2221 CV	2CLA222100N1901			10



N2121.1 BL

Rocker cover with lamp symbol, 1M

Rocker cover without symbol for KNX sensor/actuator.

Suitable for codes: RB/U 1.1.

Description	Mod. width	Order details		Price	Weight	Pack
		Type code	Order code	1 piece	1 piece	unit
				€	kg	pc.
white - chrome	-	N2121.1 BL	2CLA212110N1101			10
full white	-	N2121.1 BB	2CLA212110N1201			10
silver - chrome	-	N2121.1 PL	2CLA212110N1301			10
full anthracite	-	N2121.1 AA	2CLA212110N1601			10
anthracite - chrome	-	N2121.1 AN	2CLA212110N1801			10
champagne - chrome	-	N2121.1 CV	2CLA212110N1901			10



N2121.1R BL

Rocker cover with lamp symbol, Right, 1M

Rocker cover with lamp symbol for KNX sensor/actuator.

Suitable for codes: right position of RS/U 2.1, RA/U 1.16.1 and RA/U/ 2.8.1.

Description	Mod. width	Order details		Price	Weight	Pack
		Type code	Order code	1 piece	1 piece	unit
				€	kg	pc.
white - chrome	-	N2121.1R BL	2CLA212112N1101			10
full white	-	N2121.1R BB	2CLA212112N1201			10
silver - chrome	-	N2121.1R PL	2CLA212112N1301			10
full anthracite	-	N2121.1R AA	2CLA212112N1601			10
anthracite - chrome	-	N2121.1R AN	2CLA212112N1801			10
champagne - chrome	-	N2121.1R CV	2CLA212112N1901			10



N2221.1 BL

Rocker cover with lamp symbol, 2M

Rocker cover with lamp symbol for KNX sensor/actuator.

Suitable for codes: RB/U 1.1.

Description	Mod. width	Order details		Price	Weight	Pack
		Type code	Order code	1 piece	1 piece	unit
				€	kg	pc.
white - chrome	-	N2221.1 BL	2CLA222110N1101			10
full white	-	N2221.1 BB	2CLA222110N1201			10
silver - chrome	-	N2221.1 PL	2CLA222110N1301			10
full anthracite	-	N2221.1 AA	2CLA222110N1601			10
anthracite - chrome	-	N2221.1 AN	2CLA222110N1801			10
champagne - chrome	-	N2221.1 CV	2CLA222110N1901			10

ABB i-bus® KNX

User Operation – Design Ranges – Zenit



N2121.3 BL

Rocker cover with blind symbol, 1M

Rocker cover with blind symbol for KNX sensor/actuator.

Suitable for codes: RS/U 1.1 and left and right positions of RS/U 2.1, RA/U 1.16.1 and RA/U/ 2.8.1.

Description	Mod. width	Order details		Price	Weight	Pack unit
		Type code	Order code	1 piece	1 piece	
				€	kg	pc.
white - chrome	–	N2121.3 BL	2CLA212130N1101			10
full white	–	N2121.3 BB	2CLA212130N1201			10
silver - chrome	–	N2121.3 PL	2CLA212130N1301			10
full anthracite	–	N2121.3 AA	2CLA212130N1601			10
anthracite - chrome	–	N2121.3 AN	2CLA212130N1801			10
champagne - chrome	–	N2121.3 CV	2CLA212130N1901			10



N2221.3 BL

Rocker cover with blind symbol, 2M

Rocker cover with blind symbol for KNX sensor/actuator.

Suitable for codes: RB/U 1.1.

Description	Mod. width	Order details		Price	Weight	Pack unit
		Type code	Order code	1 piece	1 piece	
				€	kg	pc.
white - chrome	–	N2221.3 BL	2CLA222130N1101			10
full white	–	N2221.3 BB	2CLA222130N1201			10
silver - chrome	–	N2221.3 PL	2CLA222130N1301			10
full anthracite	–	N2221.3 AA	2CLA222130N1601			10
anthracite - chrome	–	N2221.3 AN	2CLA222130N1801			10
champagne - chrome	–	N2221.3 CV	2CLA222130N1901			10



N2121.5 BL

Rocker cover with ON/OFF symbol, 1M

Rocker cover with ON/OFF symbol for KNX sensor/actuator.

Suitable for codes: RS/U 1.1 and left position of RS/U 2.1, RA/U 1.16.1 and RA/U/ 2.8.1.

Description	Mod. width	Order details		Price	Weight	Pack unit
		Type code	Order code	1 piece	1 piece	
				€	kg	pc.
white - chrome	–	N2121.5 BL	2CLA212150N1101			10
full white	–	N2121.5 BB	2CLA212150N1201			10
silver - chrome	–	N2121.5 PL	2CLA212150N1301			10
full anthracite	–	N2121.5 AA	2CLA212150N1601			10
anthracite - chrome	–	N2121.5 AN	2CLA212150N1801			10
champagne - chrome	–	N2121.5 CV	2CLA212150N1901			10



N2121.5R BL

Rocker cover with ON/OFF symbol, Right, 1M

Rocker cover with ON/OFF symbol for KNX sensor/actuator.

Suitable for codes: right position of RS/U 2.1, RA/U1.16.1 and RA/U/ 2.8.1.

Description	Mod. width	Order details		Price	Weight	Pack unit
		Type code	Order code	1 piece	1 piece	
				€	kg	pc.
white - chrome	-	N2121.5R BL	2CLA212152N1101			10
full white	-	N2121.5R BB	2CLA212152N1201			10
silver - chrome	-	N2121.5R PL	2CLA212152N1301			10
full anthracite	-	N2121.5R AA	2CLA212152N1601			10
anthracite - chrome	-	N2121.5R AN	2CLA212152N1801			10
champagne - chrome	-	N2121.5R CV	2CLA212152N1901			10



N2221.5 BL

Rocker cover with ON/OFF symbol, 2M

Rocker cover with ON/OFF symbol for KNX sensor/actuator.

Suitable for codes: RB/U 1.1.

Description	Mod. width	Order details		Price	Weight	Pack unit
		Type code	Order code	1 piece	1 piece	
				€	kg	pc.
white - chrome	-	N2221.5 BL	2CLA222150N1101			10
full white	-	N2221.5 BB	2CLA222150N1201			10
silver - chrome	-	N2221.5 PL	2CLA222150N1301			10
full anthracite	-	N2221.5 AA	2CLA222150N1601			10
anthracite - chrome	-	N2221.5 AN	2CLA222150N1801			10
champagne - chrome	-	N2221.5 CV	2CLA222150N1901			10



N2121.8 BL

Rocker cover with dimmer symbol, 1M

Rocker cover with dimmer symbol for KNX sensor/actuator.

Suitable for codes: RS/U 1.1 and left position of RS/U 2.1, RA/U 1.16.1 and RA/U/ 2.8.1.

Description	Mod. width	Order details		Price	Weight	Pack unit
		Type code	Order code	1 piece	1 piece	
				€	kg	pc.
white - chrome	-	N2121.8 BL	2CLA212180N1101			10
full white	-	N2121.8 BB	2CLA212180N1201			10
silver - chrome	-	N2121.8 PL	2CLA212180N1301			10
full anthracite	-	N2121.8 AA	2CLA212180N1601			10
anthracite - chrome	-	N2121.8 AN	2CLA212180N1801			10
champagne - chrome	-	N2121.8 CV	2CLA212180N1901			10

ABB i-bus® KNX

User Operation – Design Ranges – Zenit



N2121.8R BL

Rocker cover with dimmer symbol, Right, 1M

Rocker cover with dimmer symbol for KNX sensor/actuator.

Suitable for codes: right position of RS/U 2.1, RA/U1.16.1 and RA/U/ 2.8.1.

Description	Mod. width	Order details		Price	Weight	Pack unit
		Type code	Order code	1 piece	1 piece	
				€	kg	pc.
white - chrome	–	N2121.8R BL	2CLA212182N1101			10
full white	–	N2121.8R BB	2CLA212182N1201			10
silver - chrome	–	N2121.8R PL	2CLA212182N1301			10
full anthracite	–	N2121.8R AA	2CLA212182N1601			10
anthracite - chrome	–	N2121.8R AN	2CLA222180N1801			10
champagne - chrome	–	N2121.8R CV	2CLA222180N1901			10



N2221.8 BL

Rocker cover with dimmer symbol, 2M

Rocker cover with dimmer symbol for KNX sensor/actuator.

Suitable for codes: RB/U 1.1.

Description	Mod. width	Order details		Price	Weight	Pack unit
		Type code	Order code	1 piece	1 piece	
				€	kg	pc.
white - chrome	–	N2221.8 BL	2CLA222180N1101			10
full white	–	N2221.8 BB	2CLA222180N1201			10
silver - chrome	–	N2221.8 PL	2CLA222180N1301			10
full anthracite	–	N2221.8 AA	2CLA222180N1601			10
anthracite - chrome	–	N2221.8 AN	2CLA222180N1801			10
champagne - chrome	–	N2221.8 CV	2CLA222180N1901			10



N2121.9 BL

Rocker cover with scene symbol, 1M

Rocker cover with scene symbol for KNX sensor/actuator.

Suitable for codes: RS/U 1.1 and left position of RS/U 2.1, RA/U 1.16.1 and RA/U/ 2.8.1.

Description	Mod. width	Order details		Price	Weight	Pack unit
		Type code	Order code	1 piece	1 piece	
				€	kg	pc.
white - chrome	–	N2121.9 BL	2CLA212190N1101			10
full white	–	N2121.9 BB	2CLA212190N1201			10
silver - chrome	–	N2121.9 PL	2CLA212190N1301			10
full anthracite	–	N2121.9 AA	2CLA212190N1601			10
anthracite - chrome	–	N2121.9 AN	2CLA212190N1801			10
champagne - chrome	–	N2121.9 CV	2CLA212190N1901			10



N2121.9R BL

Rocker cover with scene symbol, Right, 1M

Rocker cover with scene symbol for KNX sensor/actuator.

Suitable for codes: right position of RS/U 2.1, RA/U 1.16.1 and RA/U/ 2.8.1.

Description	Mod. width	Order details		Price	Weight	Pack unit
		Type code	Order code	1 piece	1 piece	
				€	kg	pc.
white - chrome	-	N2121.9R BL	2CLA212192N1101			10
full white	-	N2121.9R BB	2CLA212192N1201			10
silver - chrome	-	N2121.9R PL	2CLA212192N1301			10
full anthracite	-	N2121.9R AA	2CLA212192N1601			10
anthracite - chrome	-	N2121.9R AN	2CLA212192N1801			10
champagne - chrome	-	N2121.9R CV	2CLA212192N1901			10



N2221.9 BL

Rocker cover with scene symbol, 2M

Rocker cover with scene symbol for KNX sensor/actuator.

Suitable for codes: RB/U 1.1.

Description	Mod. width	Order details		Price	Weight	Pack unit
		Type code	Order code	1 piece	1 piece	
				€	kg	pc.
white - chrome	-	N2221.9 BL	2CLA222190N1101			10
full white	-	N2221.9 BB	2CLA222190N1201			10
silver - chrome	-	N2221.9 PL	2CLA222190N1301			10
full anthracite	-	N2221.9 AA	2CLA222190N1601			10
anthracite - chrome	-	N2221.9 AN	2CLA222190N1801			10
champagne - chrome	-	N2221.9 CV	2CLA222190N1901			10



RT/U 1.1.ZW

KNX thermostat, 2M

Standard KNX thermostat equipped with backlight LCD display 4 push buttons on the front for the following functionalities (Operating mode switching, Fan-coil speed manual switching, set-point manual increment/decrement).

Possibility to choose different type of control: 2-point ON/OFF, PWM, Continue, Fan-coil. Cover plate included.

Description	Mod. width	Order details		Price	Weight	Pack unit
		Type code	Order code	1 piece	1 piece	
				€	kg	pc.
white	-	RT/U 1.1.ZW	2CSY244280R1202		0.12	1
anthracite	-	RT/U 1.1.ZA	2CSY249370R1202		0.12	1
silver	-	RT/U 1.1.ZS	2CSY242280R1202		0.12	1
champagne	-	RT/U 1.1.ZC	2CSY247370R1202		0.12	1

ABB i-bus® KNX

User Operation – Design Ranges – Zenit



TH/U 1.1.ZW

KNX transponder holder, 2M

The “transponder holder” is a flush-mounting device for British Standard wall boxes, designed to realize access control systems with a communication support based on KNX bus. It is equipped with one relay (4A @24V AC/DC) and one binary input to be used for connecting external conventional push-button for switch, dimmer and shutter functionalities, or for example for connecting window contact or similar. The output can be programmed as “Linked to access control”, receiving in this case switching commands from the device itself (according to card insertion/removal); or being a standard KNX Switch actuator output, able to be controlled by every KNX-standard devices. The white blinking LED placed on the front of the device allow you to monitor device operation and can be also switched ON/OFF in the proper color according to KNX. The transponder reader requires a 12...24 V AC/DC external power supply to ensure its operation even with bus voltage failure. Cover plate included.

Description	Mod. width	Order details		Price	Weight	Pack unit
		Type code	Order code	1 piece	1 piece	
				€	kg	pc.
white	–	TH/U 1.1.ZW	2CSY244340R5200		0.055	1
anthracite	–	TH/U 1.1.ZA	2CSY249430R5200		0.055	1
silver	–	TH/U 1.1.ZS	2CSY242070R5200		0.055	1
champagne	–	TH/U 1.1.ZC	2CSY247160R5200		0.055	1



TR/U 1.1.ZW

KNX transponder reader, 2M

The “transponder reader” is a flush-mounting device for British Standard wall boxes, designed to realize access control systems with a communication support based on KNX bus. It is equipped with one relay (4A @24 V AC/DC) and one input to be used for connecting external conventional card-holder (e.g. Zenit wiring accessories card-holder). The output can be programmed in three different ways: “Linked to access control”, receiving in this case switching commands from the device itself (according to transponder card validation); being a standard KNX Switch actuator output, able to be controlled by every KNXstandard devices; “linked to cardholder”, that means that the relay is switched according to closing/opening internal input contact available on transponder reader. The bicolor (red-green) LED placed on the front of the device allow you to monitor device operation and can be also switched ON/OFF in the proper color according to KNX telegram (for example for DND/MUR purposes). The transponder reader can be configured with ABB control software in order to behave as transponder programming device. The transponder reader requires a 12...24 V AC/DC external power supply to ensure its operation even with bus voltage failure. Cover plate included.

Description	Mod. width	Order details		Price	Weight	Pack unit
		Type code	Order code	1 piece	1 piece	
				€	kg	pc.
white	–	TR/U 1.1.ZW	2CSY244410R5000		0.055	1
anthracite	–	TR/U 1.1.ZA	2CSY249500R5000		0.055	1
silver	–	TR/U 1.1.ZS	2CSY242210R5000		0.055	1
champagne	–	TR/U 1.1.ZC	2CSY247300R5000		0.055	1



CH/T 2
CH/T 2.1

Set of 5 Transponder Cards for Chiara and Zenit design programs

The transponder card uses passive transponder technology operating in radio frequency, without the need for contact between the reader and the card itself. The transponder card is read by swiping it in front of the reader at a maximum distance of 20 mm.

Description	Mod. width	Order details		Price	Weight	Pack unit
		Type code	Order code	1 piece	1 piece	
				€	kg	pc.
5 transponder cards	-	CH/T 2	2CSKK5400C		0.005	1
1000 transponder cards	-	CH/T 2.1	2CSY289611R1941		1	1



RoomGuard software

RoomGuard software

NEW

RoomGuard software for configuration and supervision of ABB Access Control range; Tacteo, Millenium, Zenit and Chiara.

RoomGuard is a web-based scalable solution (licensing model based on number of rooms) accessible by any browser providing greater accessibility for hotel and maintenance staff. Main features and functionality include: Access control (management of keys, groups, time bands and staff cards, definition of access to common areas, and more), room state monitoring, guest check in/check out, front desk room load monitoring, management of guest and employee databases, Occupancy and access records and statistics, front desk management of room climate, and maintenance and diagnostics. RoomGuard features an intuitive and easy to use interface, with straightforward installation and configuration, seamless integration with building automation and third-party software integration.

RoomGuard software replaces MiniMAC software.

Description	Mod. width	Order details		Price	Weight	Pack unit
		Type code	Order code	1 piece	1 piece	
				€	kg	pc.
RoomGuard software, 10 readers/rooms	-	RoomGuard-10	2CSY247450R0010		-	1
RoomGuard software, 20 readers/rooms	-	RoomGuard-20	2CSY244490R0020		-	1
RoomGuard software, 50 readers/rooms	-	RoomGuard-50	2CSY249580R0050		-	1
RoomGuard software, 100 readers/rooms	-	RoomGuard-100	2CSY242150R0100		-	1
RoomGuard software, 200 readers/rooms	-	RoomGuard-200	2CSY247240R0200		-	1
RoomGuard software, PMS interface	-	RoomGuard-PMS	2CSY244280R0999		-	1

ABB i-bus® KNX

User Operation – Design Ranges – Chiara



2CSKK1002C

Binary Input, 2-fold, with Rocker Switch

Device equipped with: 1 rocker switch; 2 binary input channels that can be used to interface to KNX system conventional push-buttons/rocker switches, or auxiliary/technical contacts. LEDs for the functional signaling of the load to which the rocker switch is connected. Flush-mounted installation.

Description	Mod. width	Order details		Price	Weight	Pack
		Type code	Order code	1 piece	1 piece	unit
white	–	2CSKK1002C	2CSK206571R1002		0.12 kg	1 pc.



2CSKK1003C

Binary Input, 2-fold, with Rocker Switches, 2 gang

Device equipped with: 2 rocker switches; 2 binary input channels that can be used to interface to KNX system conventional push-buttons/rocker switches, or auxiliary/technical contacts. LEDs for the functional signaling of the load to which the rocker switch is connected. Flush-mounted installation.

Description	Mod. width	Order details		Price	Weight	Pack
		Type code	Order code	1 piece	1 piece	unit
white	–	2CSKK1003C	2CSK232195R1003			1 pc.



2CSKK1202C

Thermostat

Standard KNX thermostat equipped with backlight LCD display 4 push buttons on the front for the following functionalities (Operating mode switching, Fan-coil speed manual switching, set-point manual increment/decrement). Possibility to choose different type of control: 2-point ON/OFF, PWM, Continue, Fan- coil.

Description	Mod. width	Order details		Price	Weight	Pack
		Type code	Order code	1 piece	1 piece	unit
white	–	2CSKK1202C	2CSK232205R1202		0.07 € kg	1 pc.



2CSKK1504C

Set of 4 cover DND/MUR

Cover for Chiara KNX device 2CSKK1002C. With Do-Not-Disturb/Make-Up-Room symbols.

Description	Mod. width	Order details		Price	Weight	Pack
		Type code	Order code	1 piece	1 piece	unit
white	–	2CSKK1504C	2CSK232155R1504		kg	1 pc.



TR/U 1.1.CH

Transponder Reader, Chiara 2 modules

The “transponder reader” is a flush-mounting device, designed to realize access control systems with a communication support based on KNX bus. It is equipped with one relay (4 A @24 V AC/DC) and one input to be used for connecting external conventional card-holder (e.g. Chiara wiring accessories card-holder).

The output can be programmed in three different ways: “Linked to access control”, receiving in this case switching commands from the device itself (according to transponder card validation); being a standard KNX Switch actuator output, able to be controlled by every KNX-standard devices; “linked to card-holder”, that means that the relay is switched according to closing/opening internal input contact available on transponder reader.

The bicolor (red-green) LED placed on the front of the device allow you to monitor device operation and can be also switched ON/OFF in the proper color according to KNX telegram (for example for DND/MUR purposes).

The transponder reader requires a 12...24 V AC/DC external power supply to ensure its operation even with bus voltage failure.

The transponder reader is available for ABB Chiara wiring accessories range.

Description	Mod. width	Order details		Price	Weight	Pack
		Type code	Order code	1 piece	1 piece	unit
					kg	pc.
	-	TR/U 1.1.CH	2CSK289601R1902			1



TH/U 1.1.CH

Transponder Holder, Chiara 2 modules

The “transponder holder” is a flush-mounting device for British Standard wall boxes, designed to realize access control systems with a communication support based on KNX bus. It is equipped with one relay (4 A @24 V AC/DC) and one binary input to be used for connecting external conventional push-button for switch, dimmer and shutter functionalities, or for example for connecting window contact or similar.

The output can be programmed as “Linked to access control”, receiving in this case switching commands from the device itself (according to card insertion/removal); or being a standard KNX Switch actuator output, able to be controlled by every KNX-standard devices.

The bicolor (red-green) LED placed on the front of the device allow you to monitor device operation and can be also switched ON/OFF in the proper color according to KNX.

The transponder reader requires a 12...24 V AC/DC external power supply to ensure its operation even with bus voltage failure.

The transponder reader is available for ABB Chiara wiring accessories range.

Description	Mod. width	Order details		Price	Weight	Pack
		Type code	Order code	1 piece	1 piece	unit
					kg	pc.
	-	TH/U 1.1.CH	2CSK202481R1922			1

ABB i-bus® KNX

User Operation – Design Ranges – Chiara



LT/U 1.1.CH

Transponder Reader, Chiara

The transponder reader is used for access control in the hotel, residential and commercial sectors (office buildings, business centers, laboratories, etc.). The device is equipped with two bistable relays (8 A, 250 V AC), one of which can be assigned to control electronic lock, and three voltage-free, non-optically insulated inputs; the 5-V DC scanning voltage is available on the COM terminal.

The transponder reader requires a 10...32 V DC/12...24 V AC external power supply to ensure its operation even with bus voltage failure.

Description	Mod. width	Order details		Price	Weight	Pack
		Type code	Order code	1 piece	1 piece	unit
white	–	LT/U 1.1.CH	2CSKK5000C		kg	pc.
					0.05	1



PTI/U 1.1.CH

Transponder Holder, Chiara

The transponder holder is equipped with a slot into which the transponder card is inserted. In a hotel application, this allows occupancy recognition and notification at the supervisory level (e.g. on the front desk computer).

Moreover, room status information can be managed by using special cards (minibar status, maintenance status, usability).

The device is equipped with 2 bistable relays (8 A, 250 V AC) and 3 voltage-free, non-optically insulated inputs; the 5-V DC scanning voltage is available on the COM terminal.

The transponder pocket requires a 10...32 V DC/12...24 V AC external power supply to ensure its operation even with bus voltage failure.

Description	Mod. width	Order details		Price	Weight	Pack
		Type code	Order code	1 piece	1 piece	unit
white	–	PTI/U 1.1.CH	2CSKK5200C	€	kg	pc.
					0.05	1



PRT/U 1.1.CH

Transponder Programming Device, Chiara

The devices allows the programming of transponder cards.

The device is equipped with 2 bistable relays (8 A, 250 V AC) and 3 voltage-free non-optically insulated inputs; 5 V DC scanning voltage is available on the COM terminal.

The transponder programmer requires a 10...32 V DC/12...24 V AC external power supply to ensure its operation even with bus voltage failure.

Description	Mod. width	Order details		Price	Weight	Pack
		Type code	Order code	1 piece	1 piece	unit
white	–	PRT/U 1.1.CH	2CSKK5300C	€	kg	pc.
					0.05	1



CH/T 2
CH/T 2.1

Set of 5 Transponder Cards for Chiara and Zenit design programs

The transponder card uses passive transponder technology operating in radio frequency, without the need for contact between the reader and the card itself. The transponder card is read by swiping it in front of the reader at a maximum distance of 20 mm.

Description	Mod. width	Order details		Price	Weight	Pack
		Type code	Order code	1 piece	1 piece	unit
				€	kg	pc.
5 transponder cards	-	CH/T 2	2CSKK5400C		0.005	1
1000 transponder cards	-	CH/T 2.1	2CSY289611R1941		1	1



TS/T 1
TS/T 1.1

Set of Transponder Cards for Millenium, Chiara 2 modules and tacteo design programs

The transponder card uses passive transponder technology operating in radio frequency (MIFARE technology), without the need for contact between the reader and the card itself. The transponder card is read by swiping it in front of the reader at a maximum distance of 20 mm (can be reduced according to installation environment).

Description	Mod. width	Order details		Price	Weight	Pack
		Type code	Order code	€	kg	pc.
10 transponder cards	-	TS/T 1	2CSY259412R2041		0.02	1
1000 transponder cards	-	TS/T 1.1	2CSY232175R2041		1	1

ABB i-bus® KNX

User Operation – Design Ranges – Chiara



RoomGuard software

RoomGuard software

NEW

RoomGuard software for configuration and supervision of ABB Access Control range; Tacteo, Millenium, Zenit and Chiara.

RoomGuard is a web-based scalable solution (licensing model based on number of rooms) accessible by any browser providing greater accessibility for hotel and maintenance staff. Main features and functionality include: Access control (management of keys, groups, time bands and staff cards, definition of access to common areas, and more), room state monitoring, guest check in/check out, front desk room load monitoring, management of guest and employee databases, Occupancy and access records and statistics, front desk management of room climate, and maintenance and diagnostics. RoomGuard features an intuitive and easy to use interface, with straightforward installation and configuration, seamless integration with building automation and third-party software integration. RoomGuard software replaces MiniMAC software.

Description	Mod. width	Order details		Price	Weight	Pack unit
		Type code	Order code	1 piece	1 piece	
				€	kg	pc.
RoomGuard software, 10 readers/rooms	–	RoomGuard-10	2CSY247450R0010		–	1
RoomGuard software, 20 readers/rooms	–	RoomGuard-20	2CSY244490R0020		–	1
RoomGuard software, 50 readers/rooms	–	RoomGuard-50	2CSY249580R0050		–	1
RoomGuard software, 100 readers/rooms	–	RoomGuard-100	2CSY242150R0100		–	1
RoomGuard software, 200 readers/rooms	–	RoomGuard-200	2CSY247240R0200		–	1
RoomGuard software, PMS interface	–	RoomGuard-PMS	2CSY244280R0999		–	1

Selection Tables

Selection Tables	309
Selection Table According to Order Code	310
Selection Table According to Type	326

Selection Table According to Order Code

Order code	Type	EAN	PG	Page	Order code	Type	EAN	PG	Page
1SAP110300R0278	TB5600-2ETH	40 13614 50891 2		105	2CDG110096R0011	NTI/Z 28.30.1	40 16779 66316 8	26	11
1SAP131000R0278	PM5630-2ETH	40 13614 50899 8		105	2CDG110100R0011	SA/M 2.16.1	40 16779 68158 2	26	25
1SAP195800R0101	P55604-KNX	40 13614 53694 6		105	2CDG110101R0011	DLR/S 8.16.1M	40 16779 67656 4	26	64
1SAP230500R0000	DI572	40 13614 50144 9		106	2CDG110104R0011	RC/A 4.2	40 16779 67647 2	26	24
1SAP231900R0000	DC562	40 16779 92757 4		106	2CDG110106R0011	RC/A 8.2	40 16779 68126 1	26	24
1SAS010000R0102	DM200-TOOL			106	2CDG110107R0011	SD/M 2.6.2	40 16779 68066 0	26	25
1SVR427041R0000	CP-D 24/0.42	40 13614 52377 9		12	2CDG110108R0011	LR/M 1.6.2	40 16779 68067 7	26	26
1SVR427041R1000	CP-D 12/0.83	40 13614 52375 5		12	2CDG110109R0011	MT/S 4.12.2M	40 16779 71187 6	26	134
1SVR427043R0100	CP-D 24/1.3	40 13614 52378 6		12	2CDG110110R0011	MT/S 8.12.2M	40 16779 71186 9	26	134
1SVR427043R1200	CP-D 12/2.1	40 13614 52376 2		12	2CDG110111R0011	MT/U 2.12.2	40 16779 71176 0	26	134
1SVR427045R0400	CP-D 24/4.2	40 13614 52379 3		12	2CDG110116R0011	VAA/S 6.230.2.1	40 16779 82986 1	26	92
1SVR427049R0000	CP-D RU	40 13614 52380 9		12	2CDG110117R0011	VAA/S 12.230.2.1	40 16779 82987 8	26	92
1TNE968901R3105	TA565-9	69 43747 17033 6		106	2CDG110120R0011	JRA/S 2.230.2.1	40 16779 69839 9	26	52
1TNE968901R3105	TA565-9	69 43747 17033 6		106	2CDG110121R0011	JRA/S 4.230.2.1	40 16779 69840 5	26	52
1TNE968901R3105	TA565-9	69 43747 17033 6		107	2CDG110122R0011	JRA/S 8.230.2.1	40 16779 69841 2	26	52
1TNE968901R3105	TA565-9	69 43747 17033 6		107	2CDG110124R0011	JRA/S 2.230.5.1	40 16779 69843 6	26	52
1TNE968901R3105	TA565-9	69 43747 17033 6		107	2CDG110125R0011	JRA/S 4.230.5.1	40 16779 69844 3	26	52
1TNE968901R3106	TA565-11	69 43747 17034 3		106	2CDG110126R0011	JRA/S 8.230.5.1	40 16779 69845 0	26	52
1TNE968901R3106	TA565-11	69 43747 17034 3		106	2CDG110128R0011	JRA/S 4.24.5.1	40 16779 69847 4	26	52
1TNE968901R3106	TA565-11	69 43747 17034 3		107	2CDG110129R0011	JRA/S 2.230.1.1	40 16779 69848 1	26	53
1TNE968901R3106	TA565-11	69 43747 17034 3		107	2CDG110130R0011	JRA/S 4.230.1.1	40 16779 69849 8	26	53
1TNE968901R3106	TA565-11	69 43747 17034 3		107	2CDG110131R0011	JRA/S 8.230.1.1	40 16779 69850 4	26	53
1TNE968901R3106	TA565-11	69 43747 17034 3		108	2CDG110136R0011	SE/S 3.16.1	40 16779 70977 4	26	127
1TNE968902R1102	AI562	69 43747 17016 9		108	2CDG110143R0011	SJR/S 4.24.2.1	40 16779 86446 6	26	54
1TNE968902R1301	AX561	69 43747 17019 0		107	2CDG110144R0011	SV/S 30.160.1.1	40 16779 86666 8	26	9
1TNE968902R2203	DO572	69 43747 17026 8		107	2CDG110145R0011	SV/S 30.320.2.1	40 16779 83766 8	26	10
1TNE968902R2302	DX571	69 43747 17028 2		107	2CDG110146R0011	SV/S 30.640.5.1	40 16779 86669 9	26	10
2CDG110002R0011	SA/M 2.6.1	40 16779 58314 5	26	25	2CDG110148R0011	EM/S 3.16.1	40 16779 87706 0	26	127
2CDG110003R0011	JA/M 2.230.1	40 16779 58315 2	26	25	2CDG110149R0011	STR/Z 1.50.1	40 16779 87716 9	20	19
2CDG110004R0011	JA/M 2.24.1	40 16779 58316 9	26	25	2CDG110163R0011	FCL/S 1.6.1.1	40 16779 87788 6	26	101
2CDG110005R0011	BE/M 4.230.1	40 16779 58311 4	26	25	2CDG110164R0011	FCL/S 2.6.1.1	40 16779 87787 9	26	101
2CDG110006R0011	BE/M 4.24.1	40 16779 58312 1	26	25	2CDG110165R0011	RM/S 3.1	40 16779 88106 7	26	28
2CDG110007R0011	BE/M 4.12.1	40 16779 58313 8	26	25	2CDG110166R0011	SV/S 30.320.1.1	40 16779 90619 7	26	9
2CDG110013R0011	ES/M 2.230.1	40 16779 58361 9	26	26	2CDG110167R0011	SV/S 30.640.3.1	40 16779 90621 0	26	9
2CDG110014R0011	ES/M 2.24.1	40 16779 58362 6	26	26	2CDG110168R0011	IO/S 4.6.1.1	40 16779 88107 4	26	46
2CDG110024R0011	SCM/S 1.1	40 16779 58391 6	26	134	2CDG110169R0011	IO/S 8.6.1.1	40 16779 88108 1	26	46
2CDG110025R0011	DG/S 8.1	40 16779 58582 8	26	64	2CDG110170R0011	RM/S 4.1	40 16779 88126 5	26	28
2CDG110028R0011	JA/S 4.5MI.1M	40 16779 65423 4	26	54	2CDG110171R0011	LK/S 4.2	40 16779 88167 8	26	15
2CDG110029R0011	DR/S 4.1	40 16779 58755 6	26	11	2CDG110172R0011	DLR/A 4.8.1.1	40 16779 88237 8	26	64
2CDG110058R0011	ES/S 4.1.2.1	40 16779 67206 1	26	93	2CDG110175R0011	IPR/S 3.1.1	40 16779 90648 7	26	15
2CDG110059R0011	ES/S 8.1.2.1	40 16779 67207 8	26	93	2CDG110176R0011	IPR/S 3.5.1	40 16779 90650 0	26	15
2CDG110060R0011	DSM/S 1.1	40 16779 65205 6	26	18	2CDG110177R0011	IPS/S 3.1.1	40 16779 90651 7	26	16
2CDG110065R0011	US/U 12.2	40 16779 65012 0	26	33	2CDG110184R0011	WZ/S 1.3.1.2	40 16779 95861 2	26	34
2CDG110066R0011	EUB/S 1.1	40 16779 64991 9	26	131	2CDG110190R0011	AE/S 4.1.1.3	40 16779 92929 5	26	34
2CDG110067R0011	BDB/S 1.1	40 16779 65753 2	26	131	2CDG110191R0011	WS/S 4.1.1.2	40 16779 92937 0	26	35
2CDG110070R0011	NTU/S 12.2000.1	40 16779 68117 9	26	12	2CDG110192R0011	ABA/S 1.2.1	40 16779 92993 6	26	110
2CDG110071R0011	UK/S 32.2	40 16779 65577 4	26	124	2CDG110198R0011	DG/S 1.64.1.1	40 16779 94266 9	26	63
2CDG110072R0011	ABZ/S 2.1	40 16779 65236 0	26	110	2CDG110199R0011	DG/S 2.64.1.1	40 16779 94285 0	26	63
2CDG110073R0011	ABL/S 2.1	40 16779 65264 3	26	110	2CDG110202R0011	AA/S 4.1.2	40 16779 96237 7	26	47
2CDG110079R0011	SD/S 2.16.1	40 16779 65996 3	26	69	2CDG110203R0011	AA/A 2.1.2	40 16779 95407 5	26	47
2CDG110080R0011	SD/S 4.16.1	40 16779 65937 6	26	69	2CDG110204R0011	IPS/S 3.5.1	40 16779 01641 4	26	16
2CDG110081R0011	SD/S 8.16.1	40 16779 65918 5	26	69	2CDG110205R0011	AC/S 1.1.1	40 16779 01180 8	26	102
2CDG110083R0011	ZS/S 1.1	40 16779 66207 9	26	127	2CDG110206R0011	AC/S 1.2.1	40 16779 01580 6	26	102
2CDG110086R0011	AE/A 2.1	40 16779 66401 1	26	34	2CDG110207R0011	SUG/U 1.1	40 16779 99736 2	26	94
2CDG110087R0011	LR/S 2.16.1	40 16779 66405 9	26	69	2CDG110208R0011	JRA/S 6.230.3.1	40 11395 25226 0	26	53
2CDG110088R0011	LR/S 4.16.1	40 16779 66489 9	26	69	2CDG110209R0011	FCC/S 1.4.1.1	40 16779 01141 9	26	99
2CDG110089R0011	LF/U 2.1	40 16779 66416 5	26	69	2CDG110210R0011	FCC/S 1.1.1.1	40 16779 01142 6	26	98
2CDG110090R0011	BE/S 4.20.2.1	40 16779 71078 7	26	32	2CDG110211R0011	FCC/S 1.1.2.1	40 16779 01143 3	26	98
2CDG110091R0011	BE/S 4.230.2.1	40 16779 71106 7	26	32	2CDG110212R0011	FCC/S 1.2.1.1	40 16779 01144 0	26	98
2CDG110092R0011	BE/S 8.20.2.1	40 16779 71076 3	26	32	2CDG110213R0011	FCC/S 1.2.2.1	40 16779 01145 7	26	98
2CDG110093R0011	BE/S 8.230.2.1	40 16779 71077 0	26	32	2CDG110214R0011	FCC/S 1.3.1.1	40 16779 01146 4	26	99
2CDG110094R0011	RM/S 1.1	40 16779 66556 8	26	28	2CDG110215R0011	FCC/S 1.3.2.1	40 16779 01147 1	26	99
2CDG110095R0011	RM/S 2.1	40 16779 66567 4	26	28	2CDG110216R0011	VC/S 4.1.1	40 16779 01148 8	26	92

Order code	Type	EAN	PG	Page	Order code	Type	EAN	PG	Page
2CDG110217R0011	VC/S 4.2.1	40 16779 01149 5	26	92	2CDG110293R0011	JRA/S 8.230.4.2	40 53546 11098 2	26	55
2CDG110218R0011	HCC/S 2.1.1.1	40 16779 01161 7	26	104	2CDG110294R0011	JRA/S 4.230.7.2	40 53546 11099 9	26	56
2CDG110219R0011	HCC/S 2.1.2.1	40 16779 01162 4	26	104	2CDG110295R0011	JRA/S 2.24.2.2	40 53546 11100 2	26	56
2CDG110220R0011	HCC/S 2.2.1.1	40 16779 01163 1	26	104	2CDG110296R0011	JRA/S 4.24.2.2	40 53546 11101 9	26	56
2CDG110221R0011	HCC/S 2.2.2.1	40 16779 01164 8	26	104	2CDG110297R0011	JRA/S 8.24.2.2	40 53546 11102 6	26	56
2CDG110222R0011	BCI/S 1.1.1	40 16779 01165 5	26	105	2CDG110298R0011	JRA/S 4.24.5.2	40 53546 11103 3	26	56
2CDG110224R0011	QA/S 1.16.1	40 16779 99771 3	26	129	2CDG110308R0011	US/U 2.3	40 53546 11157 6	26	33
2CDG110226R0011	QA/S 3.16.1	40 16779 99775 1	26	130	2CDG110309R0011	US/U 4.3	40 53546 11158 3	26	33
2CDG110227R0011	QA/S 3.64.1	40 16779 99776 8	26	130	2CDG120004R0011	ST/K 1.1	40 16779 63022 1	20	93
2CDG110228R0011	QA/S 4.16.1	40 16779 99777 5	26	130	2CDG120009R0011	VA/Z 10.1	40 16779 65319 0	20	94
2CDG110229R0011	QA/S 4.64.1	40 16779 99778 2	26	130	2CDG120010R0011	VA/Z 50.1	40 16779 65320 6	20	94
2CDG110234R0011	FCC/S 1.5.1.1	40 16779 01151 8	26	100	2CDG120011R0011	VA/Z 78.1	40 16779 65321 3	20	94
2CDG110235R0011	FCC/S 1.5.2.1	40 16779 01152 5	26	100	2CDG120012R0011	VA/Z 80.1	40 16779 65322 0	20	94
2CDG110243R0011	USB/S 1.2	40 16779 06450 7	26	17	2CDG120036R0011	IPM/S 1.1	40 16779 69790 3	20	17
2CDG110244R0011	SAH/S 8.6.7.1	40 16779 06631 0	26	43	2CDG120037R0011	CP-D 24/2.5	40 16779 69789 7	20	12
2CDG110245R0011	SAH/S 16.6.7.1	40 16779 06679 2	26	43	2CDG120037R0011	CP-D 24/2.5	40 16779 69789 7	20	124
2CDG110246R0011	SAH/S 24.6.7.1	40 13614 55254 0	26	43	2CDG120037R0011	CP-D 24/2.5	40 16779 69789 7	20	208
2CDG110247R0011	SAH/S 8.10.7.1	40 16779 06681 5	26	43	2CDG120039R0011	FW/S 8.2.1	40 16779 90666 1	20	111
2CDG110248R0011	SAH/S 16.10.7.1	40 16779 06682 2	26	43	2CDG120040R0011	FAD/A 1.1	40 16779 90668 5	20	111
2CDG110249R0011	SAH/S 24.10.7.1	40 16779 06683 9	26	43	2CDG120043R0011	PK/E 2.1	40 16779 90671 5	20	112
2CDG110250R0011	SAH/S 8.16.7.1	40 16779 06684 6	26	43	2CDG120044R0011	HS/S 4.2.1	40 16779 90672 2	20	73
2CDG110251R0011	SAH/S 16.16.7.1	40 16779 06685 3	26	43	2CDG120045R0011	LFO/A 1.1	40 16779 90673 9	20	73
2CDG110252R0011	SAH/S 24.16.7.1	40 16779 06686 0	26	43	2CDG120049R0011	TSA/K 230.2	40 16779 90676 1	20	94
2CDG110253R0011	SA/S 2.6.2.2	40 16779 06671 6	26	44	2CDG120050R0011	TSA/K 24.2	40 16779 90678 8	20	94
2CDG110254R0011	SA/S 4.6.2.2	40 16779 06673 0	26	44	2CDG120059R0011	LGS/A 1.2	40 16779 01571 4	20	102
2CDG110255R0011	SA/S 8.6.2.2	40 16779 06675 4	26	44	2CDG120060R0011	TR/A 1.1	40 16779 01572 1	20	112
2CDG110256R0011	SA/S 12.6.2.2	40 16779 06677 8	26	44	2CDG120061R0011	VAA/A 6.24.2	40 16779 06371 5	20	92
2CDG110257R0011	SA/S 2.10.2.2	40 16779 06655 6	26	44	2CDG120070R0011	FAG/A 1.2	40 13614 55651 7	20	111
2CDG110258R0011	SA/S 4.10.2.2	40 16779 06657 0	26	44	2CDG120071R0011	PS/E 2.2	40 13614 55654 8	20	111
2CDG110259R0011	SA/S 8.10.2.2	40 16779 06659 4	26	44	2CDG120082R0011	IS/S 8.1.1	40 53546 04551 2	20	16
2CDG110260R0011	SA/S 12.10.2.2	40 16779 06661 7	26	44	2CDG120083R0011	ISP/S 8.1.1.1	40 53546 04552 9	20	16
2CDG110261R0011	SA/S 2.16.2.2	40 16779 06663 1	26	44	2CDG120088R0011	WB/Z 1.1.1	40 16779 13953 3	20	34
2CDG110262R0011	SA/S 4.16.2.2	40 16779 06665 5	26	44	2CDG120089R0011	MG/S 11.100.1.1	40 13614 57108 4	20	17
2CDG110263R0011	SA/S 8.16.2.2	40 16779 06667 9	26	44	2CDG120091R0011	WES/A 4.1.1	40 16779 13951 9	20	34
2CDG110264R0011	SA/S 12.16.2.2	40 16779 06669 3	26	44	2CDG220023R0011	TD-C 1.1	40 13614 55241 0	50	136
2CDG110265R0011	SA/S 2.16.5.2	40 16779 06645 7	26	45	2CDG250003R0011	WRK/W	40 16779 66404 2	50	136
2CDG110266R0011	SA/S 4.16.5.2	40 16779 06647 1	26	45	2CDG250006R0011	MC-C1.1	40 16779 90673 00	50	135
2CDG110267R0011	SA/S 8.16.5.2	40 16779 06649 5	26	45	2CDG924003R0011	PS 1/4/6-KNX	40 16779 66758 6	20	18
2CDG110268R0011	SA/S 12.16.5.2	40 16779 06651 8	26	45	2CDG924004R0011	PS 1/60/6-KNX	40 16779 66759 3	20	18
2CDG110269R0011	SA/S 2.16.6.2	40 16779 06632 7	26	45	2CDL000001R0001	PS-END 1-S	40 16779 66698 5		18
2CDG110270R0011	SA/S 4.16.6.2	40 16779 06641 9	26	45	2CKA001754A4107	I724-80	40 11395 99488 7	04	246
2CDG110271R0011	SA/S 8.16.6.2	40 16779 06643 3	26	45	2CKA001754A4108	I725-80	40 11395 99492 4	04	246
2CDG110272R0011	SA/S 12.16.6.2	40 16779 06653 2	26	45	2CKA001754A4112	I724-84	40 11395 99617 1	01	246
2CDG110273R0011	DG/S 1.64.5.1	40 16779 06720 1	26	63	2CKA001754A4113	I725-84	40 11395 99619 5	01	246
2CDG110274R0011	DG/S 2.64.5.1	40 16779 06721 8	26	63	2CKA001754A4231	I722-182K	40 11395 05070 5	01	245
2CDG110275R0011	SU/S 30.640.2	40 16779 08595 3	26	10	2CKA001754A4232	I723-182K	40 11395 05071 2	01	245
2CDG110276R0011	BE/S 4.20.3.2	40 53546 11082 1	26	32	2CKA001754A4233	I724-182K	40 11395 05073 6	01	245
2CDG110277R0011	BE/S 10.20.3.2	40 53546 11083 8	26	32	2CKA001754A4234	I725-182K	40 11395 05074 3	01	245
2CDG110278R0011	BE/S 16.20.3.2	40 53546 11084 5	26	32	2CKA001754A4238	I724-184K	40 11395 05078 1	01	245
2CDG110279R0011	BE/S 4.230.3.2	40 53546 11085 2	26	33	2CKA001754A4240	I721-181K	40 11395 05080 4	04	245
2CDG110280R0011	BE/S 8.230.3.2	40 53546 11086 9	26	33	2CKA001754A4241	I722-181K	40 11395 05081 1	04	245
2CDG110281R0011	BE/S 10.230.3.2	40 53546 11087 6	26	33	2CKA001754A4242	I723-181K	40 11395 05082 8	04	245
2CDG110282R0011	BE/S 12.230.3.2	40 53546 11088 3	26	33	2CKA001754A4243	I724-181K	40 11395 05083 5	04	245
2CDG110283R0011	BE/S 16.230.3.2	40 53546 11089 0	26	33	2CKA001754A4244	I725-181K	40 11395 05084 2	04	245
2CDG110284R0011	JRA/S 2.230.2.2	40 53546 11081 4	26	55	2CKA001754A4254	I721-860	40 11395 05679 0	04	247
2CDG110285R0011	JRA/S 4.230.2.2	40 53546 11090 6	26	55	2CKA001754A4255	I722-860	40 11395 05681 3	04	247
2CDG110286R0011	JRA/S 8.230.2.2	40 53546 11091 3	26	55	2CKA001754A4256	I723-860	40 11395 05683 7	04	247
2CDG110287R0011	JRA/S 12.230.2.2	40 53546 11092 0	26	55	2CKA001754A4257	I724-860	40 11395 05685 1	04	247
2CDG110288R0011	JRA/S 2.230.5.2	40 53546 11093 7	26	55	2CKA001754A4258	I721-821	40 11395 05687 5	04	247
2CDG110289R0011	JRA/S 4.230.5.2	40 53546 11094 4	26	55	2CKA001754A4259	I722-821	40 11395 05689 9	04	247
2CDG110290R0011	JRA/S 8.230.5.2	40 53546 11095 1	26	55	2CKA001754A4260	I723-821	40 11395 05691 2	04	247
2CDG110291R0011	JRA/S 12.230.5.2	40 53546 11096 8	26	55	2CKA001754A4261	I724-821	40 11395 05693 6	04	247
2CDG110292R0011	JRA/S 4.230.4.2	40 53546 11097 5	26	55	2CKA001754A4309	I724-183K	40 11395 07483 1	04	245

Selection Table According to Order Code

Order code	Type	EAN	PG	Page	Order code	Type	EAN	PG	Page
2CKA001754A4310	1725-183K	40 11395 07484 8	04	245	2CKA001754A4443	1722-811	40 11395 15702 2	04	247
2CKA001754A4319	1723-866K	40 11395 08837 1	04	247	2CKA001754A4444	1723-811	40 11395 15703 9	04	247
2CKA001754A4320	1724-866K	40 11395 08839 5	04	247	2CKA001754A4445	1724-811	40 11395 15704 6	04	247
2CKA001754A4321	1725-866K	40 11395 08842 5	04	247	2CKA001754A4471	1721-291-500	40 11395 16507 2	04	248
2CKA001754A4322	1721-825	40 11395 08891 3	04	247	2CKA001754A4472	1722-291-500	40 11395 16519 5	04	248
2CKA001754A4323	1722-825	40 11395 08892 0	04	247	2CKA001754A4473	1723-291-500	40 11395 16531 7	04	248
2CKA001754A4323	1722-825	40 11395 08892 0	04	247	2CKA001754A4474	1724-291-500	40 11395 16542 3	04	249
2CKA001754A4325	1724-825	40 11395 08894 4	04	247	2CKA001754A4475	1725-291-500	40 11395 16553 9	04	249
2CKA001754A4327	1722-80G	40 11395 11306 6	04	246	2CKA001754A4482	1722-299-500	40 11395 16528 7	04	248
2CKA001754A4328	1723-80G	40 11395 11307 3	04	246	2CKA001754A4483	1723-299-500	40 11395 16539 3	04	248
2CKA001754A4329	1724-80G	40 11395 11308 0	04	246	2CKA001754A4484	1724-299-500	40 11395 16551 5	04	249
2CKA001754A4330	1725-80G	40 11395 11309 7	04	246	2CKA001754A4485	1725-299-500	40 11395 16562 1	04	249
2CKA001754A4331	1721-284	40 11395 11324 0	01	248	2CKA001754A4498	1721-184K-500	40 11395 17452 4	01	245
2CKA001754A4332	1722-284	40 11395 11325 7	01	248	2CKA001754A4499	1722-184K-500	40 11395 17453 1	01	245
2CKA001754A4333	1723-284	40 11395 18558 2	04	248	2CKA001754A4500	1721-866K-500	40 11395 17454 8	04	247
2CKA001754A4334	1721-285	40 11395 11327 1	04	248	2CKA001754A4501	1722-866K-500	40 11395 17455 5	04	247
2CKA001754A4335	1722-285	40 11395 11328 8	04	248	2CKA001754A4502	1723-184K-500	40 11395 17456 2	01	245
2CKA001754A4336	1723-285	40 11395 11326 4	01	248	2CKA001754A4506	1721-182K-500	40 11395 17460 9	01	245
2CKA001754A4337	1721-286	40 11395 11331 8	04	248	2CKA001754A4517	1725-184K-500	40 11395 17472 2	01	245
2CKA001754A4338	1722-286	40 11395 11332 5	04	248	2CKA001754A4529	1721-183K-500	40 11395 17594 1	04	245
2CKA001754A4339	1723-286	40 11395 11329 5	04	248	2CKA001754A4530	1722-183K-500	40 11395 17595 8	04	245
2CKA001754A4340	1721-287	40 11395 11334 9	04	248	2CKA001754A4531	1721-884K-500	40 11395 17596 5	01	245
2CKA001754A4341	1722-287	40 11395 11335 6	04	248	2CKA001754A4532	1721-885K-500	40 11395 17597 2	04	245
2CKA001754A4342	1723-287	40 11395 11333 2	04	248	2CKA001754A4533	1723-183K-500	40 11395 17599 6	04	245
2CKA001754A4343	1721-288	40 11395 11337 0	04	248	2CKA001754A4534	1722-885K-500	40 11395 17600 9	04	245
2CKA001754A4344	1722-288	40 11395 11338 7	04	248	2CKA001754A4535	1721-80-500	40 11395 17611 5	04	246
2CKA001754A4345	1723-288	40 11395 11336 3	04	248	2CKA001754A4536	1721-84-500	40 11395 17612 2	01	246
2CKA001754A4346	1724-284	40 11395 11341 7	01	249	2CKA001754A4537	1722-80-500	40 11395 17613 9	04	246
2CKA001754A4347	1725-284	40 11395 11342 4	01	249	2CKA001754A4538	1721-80G-500	40 11395 17615 3	04	246
2CKA001754A4348	1724-285	40 11395 11343 1	04	249	2CKA001754A4539	1722-84-500	40 11395 17616 0	01	246
2CKA001754A4349	1725-285	40 11395 11344 8	04	249	2CKA001754A4540	1723-80-500	40 11395 17617 7	04	246
2CKA001754A4350	1724-286	40 11395 11345 5	04	249	2CKA001754A4541	1723-84-500	40 11395 17623 8	01	246
2CKA001754A4351	1725-286	40 11395 11346 2	04	249	2CKA001754A4560	1721-838-500	40 11395 19478 2	04	250
2CKA001754A4352	1724-287	40 11395 11347 9	04	249	2CKA001754A4561	1722-838-500	40 11395 19479 9	04	250
2CKA001754A4353	1725-287	40 11395 11348 6	04	249	2CKA001754A4562	1723-838-500	40 11395 19481 2	04	250
2CKA001754A4354	1724-288	40 11395 11349 3	04	249	2CKA001754A4563	1724-838-500	40 11395 19482 9	04	251
2CKA001754A4355	1725-288	40 11395 11351 6	04	249	2CKA001754A4564	1725-838-500	40 11395 19483 6	04	251
2CKA001754A4356	1721-823-101	40 11395 11522 0	04	247	2CKA001754A4565	1721-835-500	40 11395 19484 3	04	250
2CKA001754A4357	1722-823-101	40 11395 11523 7	04	247	2CKA001754A4566	1722-835-500	40 11395 19485 0	04	250
2CKA001754A4358	1723-823-101	40 11395 11524 4	04	247	2CKA001754A4567	1723-835-500	40 11395 19486 7	04	250
2CKA001754A4359	1724-823-101	40 11395 11525 1	04	247	2CKA001754A4568	1724-835-500	40 11395 19487 4	04	251
2CKA001754A4360	1721-826-101	40 11395 11526 8	04	247	2CKA001754A4569	1725-835-500	40 11395 19488 1	04	251
2CKA001754A4361	1722-826-101	40 11395 11527 5	04	247	2CKA001754A4570	1721-836-500	40 11395 19489 8	04	250
2CKA001754A4362	1723-826-101	40 11395 11528 2	04	247	2CKA001754A4571	1722-836-500	40 11395 19491 1	04	250
2CKA001754A4363	1724-826-101	40 11395 11529 9	04	247	2CKA001754A4572	1723-836-500	40 11395 19492 8	04	250
2CKA001754A4409	1721-281	40 11395 12636 3	04	248	2CKA001754A4573	1724-836-500	40 11395 19493 5	04	251
2CKA001754A4410	1722-281	40 11395 12637 0	04	248	2CKA001754A4574	1725-836-500	40 11395 19494 2	04	251
2CKA001754A4411	1723-281	40 11395 15697 1	04	248	2CKA001754A4575	1721-833-500	40 11395 19495 9	04	250
2CKA001754A4412	1724-281	40 11395 12639 4	04	249	2CKA001754A4576	1722-833-500	40 11395 19496 6	04	250
2CKA001754A4413	1725-281	40 11395 12661 5	04	249	2CKA001754A4577	1723-833-500	40 11395 19497 3	04	250
2CKA001754A4415	1722-884K	40 11395 12825 1	01	245	2CKA001754A4578	1724-833-500	40 11395 19498 0	04	251
2CKA001754A4416	1723-884K	40 11395 12826 8	01	245	2CKA001754A44579	1725-833-500	40 11395 19499 7	04	251
2CKA001754A4417	1724-884K	40 11395 12827 5	01	245	2CKA001754A4580	1721-848-500	40 11395 19501 7	04	250
2CKA001754A4418	1725-884K	40 11395 12828 2	01	245	2CKA001754A4581	1722-848-500	40 11395 19502 4	04	250
2CKA001754A4421	1723-885K	40 11395 12832 9	04	245	2CKA001754A4582	1723-848-500	40 11395 19503 1	04	250
2CKA001754A4422	1724-885K	40 11395 12833 6	04	245	2CKA001754A4583	1724-848-500	40 11395 19504 8	04	251
2CKA001754A4423	1725-885K	40 11395 12834 3	04	245	2CKA001754A4584	1725-848-500	40 11395 19505 5	04	251
2CKA001754A4437	1721-280	40 11395 15695 7	04	248	2CKA001754A4585	1721-845-500	40 11395 19506 2	04	250
2CKA001754A4438	1722-280	40 11395 15696 4	04	248	2CKA001754A4586	1722-845-500	40 11395 19512 3	04	250
2CKA001754A4439	1723-280	40 11395 11339 4	04	248	2CKA001754A4587	1723-845-500	40 11395 19513 0	04	250
2CKA001754A4440	1724-280	40 11395 15698 8	04	249	2CKA001754A4588	1724-845-500	40 11395 19514 7	04	251
2CKA001754A4441	1725-280	40 11395 15699 5	04	249	2CKA001754A4589	1725-845-500	40 11395 19515 4	04	251
2CKA001754A4442	1721-811	40 11395 15701 5	04	247	2CKA001754A4590	1721-846-500	40 11395 19516 1	04	250

Order code	Type	EAN	PG	Page	Order code	Type	EAN	PG	Page
2CKA001754A4591	1722-846-500	40 11395 19517 8	04	250	2CKA006115A0227	6125/02-885-500	40 11395 13971 4	26	240
2CKA001754A4592	1723-846-500	40 11395 19518 5	04	250	2CKA006115A0443	6125/20-981-500	40 11395 15781 7	26	278
2CKA001754A4593	1724-846-500	40 11395 19519 2	04	251	2CKA006115A0444	6125/98-509	40 11395 15782 4	26	286
2CKA001754A4594	1725-846-500	40 11395 19521 5	04	251	2CKA006115A0452	6125/02-840-500	40 11395 19553 6	26	240
2CKA001754A4595	1721-843-500	40 11395 19522 2	04	250	2CKA006115A0454	6108/60-500	40 11395 21014 7	26	263
2CKA001754A4596	1722-843-500	40 11395 19523 9	04	250	2CKA006115A0474	6108/61-212-500	40 11395 20992 9	26	263
2CKA001754A4597	1723-843-500	40 11395 19524 6	04	250	2CKA006115A0475	6108/61-214-500	40 11395 20993 6	26	263
2CKA001754A4598	1724-843-500	40 11395 19525 3	04	251	2CKA006115A0476	6108/61-20-500	40 11395 20994 3	26	263
2CKA001754A4599	1725-843-500	40 11395 19526 0	04	251	2CKA006115A0477	6108/61-21-500	40 11395 20995 0	26	263
2CKA001754A4600	1721-832-500	40 11395 19527 7	04	250	2CKA006115A0478	6108/61-22G-500	40 11395 20996 7	26	263
2CKA001754A4601	1722-832-500	40 11395 19528 4	04	250	2CKA006115A0480	6108/61-24G-500	40 11395 20998 1	26	263
2CKA001754A4602	1723-832-500	40 11395 19529 1	04	250	2CKA006115A0481	6108/61-260-500	40 11395 20999 8	26	263
2CKA001754A4603	1724-832-500	40 11395 19531 4	04	251	2CKA006115A0482	6108/61-266-500	40 11395 21001 7	26	263
2CKA001754A4604	1725-831-500	40 11395 19532 1	04	251	2CKA006115A0483	6108/61-81-500	40 11395 21002 4	26	263
2CKA001754A4605	1721-831-500	40 11395 19533 8	04	250	2CKA006115A0484	6108/61-82-500	40 11395 21003 1	26	263
2CKA001754A4606	1722-831-500	40 11395 19534 5	04	250	2CKA006115A0485	6108/61-83-500	40 11395 21004 8	26	263
2CKA001754A4607	1723-831-500	40 11395 19535 2	04	250	2CKA006115A0486	6108/61-84-500	40 11395 21005 5	26	263
2CKA001754A4608	1724-831-500	40 11395 19536 9	04	251	2CKA006115A0487	6108/61-884-500	40 11395 21006 2	26	263
2CKA001754A4609	1725-831-500	40 11395 19537 6	04	251	2CKA006115A0488	6108/61-885-500	40 11395 21007 9	26	263
2CKA001754A4683	1721-270	40 11395 25868 2	04	248	2CKA006115A0489	6108/61-803-500	40 11395 21008 6	26	263
2CKA001754A4684	1722-270			248	2CKA006115A0492	6108/61-866-500	40 11395 21013 2	26	263
2CKA001754A4685	1723-270	40 11395 26112 5	04	248	2CKA006115A0504	KK/U4.63.1	40 11395 33440 9	26	222
2CKA001754A4686	1724-270	40 11395 25871 2	04	249	2CKA006115A0506	KK/U4.55.1	40 11395 33442 3	26	217
2CKA001754A4687	1725-270	40 11395 25872 9	04	249	2CKA006115A0506	KK/U4.55.1	40 11395 33443 3	26	271
2CKA001754A4693	1721-276	40 11395 26113 2	04	248	2CKA006115A0510	KK/U4.70.1	40 11395 33777 6	26	230
2CKA001754A4694	1722-276	40 11395 25901 6	04	248	2CKA006116A0174	6126/01-84-500	40 11395 13574 7	26	237
2CKA001754A4695	1723-276	40 11395 25902 3	04	248	2CKA006116A0174	6126/01-84-500	40 11395 13574 7	26	237
2CKA001754A4696	1724-276	40 11395 25904 7	04	249	2CKA006116A0174	6126/01-84-500	40 11395 13574 7	26	237
2CKA001754A4697	1725-276	40 11395 25905 4	04	249	2CKA006116A0174	6126/01-84-500	40 11395 13574 7	26	237
2CKA001754A4703	1721-275	40 11395 25911 5	04	248	2CKA006116A0195	6126/01-81-500	40 11395 13985 1	26	237
2CKA001754A4704	1722-275	40 11395 25912 2	04	248	2CKA006116A0195	6126/01-81-500	40 11395 13985 1	26	237
2CKA001754A4705	1723-275	40 11395 25913 9	04	248	2CKA006116A0196	6126/01-82-500	40 11395 13986 8	26	237
2CKA001754A4706	1724-275	40 11395 25914 6	04	249	2CKA006116A0196	6126/01-82-500	40 11395 13986 8	26	237
2CKA001754A4707	1725-275	40 11395 25915 3	04	249	2CKA006116A0196	6126/01-82-500	40 11395 13986 8	26	237
2CKA006115A0183	6125/01-84-500	40 11395 13559 4	26	237	2CKA006116A0197	6126/01-83-500	40 11395 13987 5	26	237
2CKA006115A0183	6125/01-84-500	40 11395 13559 4	26	237	2CKA006116A0201	6126/01-866-500	40 11395 13993 6	26	237
2CKA006115A0183	6125/01-84-500	40 11395 13559 4	26	237	2CKA006116A0202	6126/01-803-500	40 11395 13994 3	26	237
2CKA006115A0183	6125/01-84-500	40 11395 13559 4	26	237	2CKA006116A0204	6126/01-884-500	40 11395 13996 7	26	237
2CKA006115A0205	6125/01-81-500	40 11395 13947 9	26	237	2CKA006116A0205	6126/01-885-500	40 11395 13997 4	26	237
2CKA006115A0205	6125/01-81-500	40 11395 13947 9	26	237	2CKA006116A0206	6126/02-81-500	40 11395 13998 1	26	240
2CKA006115A0206	6125/01-82-500	40 11395 13948 6	26	237	2CKA006116A0206	6126/02-81-500	40 11395 13998 1	26	240
2CKA006115A0206	6125/01-82-500	40 11395 13948 6	26	237	2CKA006116A0206	6126/02-81-500	40 11395 13998 1	26	240
2CKA006115A0206	6125/01-82-500	40 11395 13948 6	26	237	2CKA006116A0207	6126/02-82-500	40 11395 13999 8	26	240
2CKA006115A0207	6125/01-83-500	40 11395 13949 3	26	237	2CKA006116A0207	6126/02-82-500	40 11395 13999 8	26	240
2CKA006115A0211	6125/01-866-500	40 11395 13953 0	26	237	2CKA006116A0207	6126/02-82-500	40 11395 13999 8	26	240
2CKA006115A0212	6125/01-803-500	40 11395 13954 7	26	237	2CKA006116A0207	6126/02-82-500	40 11395 13999 8	26	240
2CKA006115A0214	6125/01-884-500	40 11395 13956 1	26	237	2CKA006116A0208	6126/02-83-500	40 11395 14001 7	26	240
2CKA006115A0215	6125/01-885-500	40 11395 13957 8	26	237	2CKA006116A0209	6126/02-84-500	40 11395 14002 4	26	240
2CKA006115A0216	6125/02-81-500	40 11395 13958 5	26	240	2CKA006116A0209	6126/02-84-500	40 11395 14002 4	26	240
2CKA006115A0216	6125/02-81-500	40 11395 13958 5	26	240	2CKA006116A0209	6126/02-84-500	40 11395 14002 4	26	240
2CKA006115A0217	6125/02-82-500	40 11395 13959 2	26	240	2CKA006116A0213	6126/02-866-500	40 11395 14006 2	26	240
2CKA006115A0217	6125/02-82-500	40 11395 13959 2	26	240	2CKA006116A0214	6126/02-803-500	40 11395 14007 9	26	240
2CKA006115A0217	6125/02-82-500	40 11395 13959 2	26	240	2CKA006116A0216	6126/02-884-500	40 11395 14009 3	26	240
2CKA006115A0218	6125/02-83-500	40 11395 13961 5	26	240	2CKA006116A0217	6126/02-885-500	40 11395 14011 6	26	240
2CKA006115A0219	6125/02-84-500	40 11395 13962 2	26	240	2CKA006116A0218	6126/20-981-500	40 11395 15784 8	26	278
2CKA006115A0219	6125/02-84-500	40 11395 13962 2	26	240	2CKA006116A0219	6126/98-509	40 11395 15785 5	26	286
2CKA006115A0219	6125/02-84-500	40 11395 13962 2	26	240	2CKA006116A0227	6126/02-840-500	40 11395 19554 3	26	240
2CKA006115A0219	6125/02-84-500	40 11395 13962 2	26	240	2CKA006117A0200	6127/01-84-500	40 11395 13588 4	26	237
2CKA006115A0223	6125/02-866-500	40 11395 13966 0	26	240	2CKA006117A0200	6127/01-84-500	40 11395 13588 4	26	237
2CKA006115A0224	6125/02-803-500	40 11395 13967 7	26	240	2CKA006117A0200	6127/01-84-500	40 11395 13588 4	26	237
2CKA006115A0226	6125/02-884-500	40 11395 13969 1	26	240	2CKA006117A0221	6127/01-81-500	40 11395 14024 6	26	237

Selection Table According to Order Code

Order code	Type	EAN	PG	Page	Order code	Type	EAN	PG	Page
2CKA006117A0221	6127/01-81-500	40 11395 14024 6	26	237	2CKA006132A0293	6122/02-885-500	40 11395 14070 3	26	242
2CKA006117A0222	6127/01-82-500	40 11395 14025 3	26	237	2CKA006132A0313	6179/01-204-500	40 11395 16854 7	26	84
2CKA006117A0222	6127/01-82-500	40 11395 14025 3	26	237	2CKA006132A0314	6179/01-208-500	40 11395 16856 1	26	84
2CKA006117A0222	6127/01-82-500	40 11395 14025 3	26	237	2CKA006132A0317	6179/02-204-500	40 11395 16861 5	26	84
2CKA006117A0223	6127/01-83-500	40 11395 14026 0	26	237	2CKA006132A0318	6179/02-208-500	40 11395 16862 2	26	84
2CKA006117A0227	6127/01-866-500	40 11395 14030 7	26	237	2CKA006132A0320	6179-500	40 11395 16865 3	26	84
2CKA006117A0228	6127/01-803-500	40 11395 14031 4	26	237	2CKA006132A0342	6131/20-24-500	40 11395 18588 9	26	76
2CKA006117A0230	6127/01-884-500	40 11395 14033 8	26	237	2CKA006132A0343	6131/20-183-500	40 11395 18589 6	26	76
2CKA006117A0231	6127/01-885-500	40 11395 14034 5	26	237	2CKA006132A0344	6131/21-24-500	40 11395 18590 2	26	77
2CKA006117A0232	6127/02-81-500	40 11395 14035 2	26	240	2CKA006132A0345	6131/21-183-500	40 11395 18591 9	26	77
2CKA006117A0232	6127/02-81-500	40 11395 14035 2	26	240	2CKA006132A0346	6131/30-24-500	40 11395 18592 6	26	78
2CKA006117A0232	6127/02-81-500	40 11395 14035 2	26	240	2CKA006132A0347	6131/30-183-500	40 11395 18593 3	26	78
2CKA006117A0233	6127/02-82-500	40 11395 14036 9	26	240	2CKA006132A0348	6131/31-24-500	40 11395 18594 0	26	79
2CKA006117A0233	6127/02-82-500	40 11395 14036 9	26	240	2CKA006132A0349	6131/31-183-500	40 11395 18596 4	26	79
2CKA006117A0233	6127/02-82-500	40 11395 14036 9	26	240	2CKA006132A0350	6131/40-24-500	40 11395 18597 1	26	80
2CKA006117A0233	6127/02-82-500	40 11395 14036 9	26	240	2CKA006132A0351	6131/29-24-500	40 11395 18598 8	26	83
2CKA006117A0234	6127/02-83-500	40 11395 14037 6	26	240	2CKA006132A0352	6131/29-183-500	40 11395 18599 5	26	83
2CKA006117A0235	6127/02-84-500	40 11395 14038 3	26	240	2CKA006132A0353	6131/39-24-500	40 11395 18600 8	26	83
2CKA006117A0235	6127/02-84-500	40 11395 14038 3	26	240	2CKA006132A0354	6131/39-183-500	40 11395 18601 5	26	83
2CKA006117A0235	6127/02-84-500	40 11395 14038 3	26	240	2CKA006132A0373	6122/10-212-500	40 11395 21123 6	26	243
2CKA006117A0235	6127/02-84-500	40 11395 14038 3	26	240	2CKA006132A0374	6122/10-214-500	40 11395 21124 3	26	243
2CKA006117A0239	6127/02-866-500	40 11395 14043 7	26	240	2CKA006132A0376	6122/10-81-500	40 11395 21126 7	26	243
2CKA006117A0240	6127/02-803-500	40 11395 14044 4	26	240	2CKA006132A0376	6122/10-81-500	40 11395 21126 7	26	243
2CKA006117A0242	6127/02-884-500	40 11395 14046 8	26	240	2CKA006132A0376	6122/10-81-500	40 11395 21126 7	26	243
2CKA006117A0243	6127/02-885-500	40 11395 14047 5	26	240	2CKA006132A0377	6122/10-82-500	40 11395 21127 4	26	243
2CKA006117A0252	6127/02-840-500	40 11395 19556 7	26	240	2CKA006132A0377	6122/10-82-500	40 11395 21127 4	26	243
2CKA006118A0104	6129/20-981-500	40 11395 15787 9	26	278	2CKA006132A0377	6122/10-82-500	40 11395 21127 4	26	243
2CKA006118A0105	6129/96-509	40 11395 15788 6	26	287	2CKA006132A0377	6122/10-82-500	40 11395 21127 4	26	243
2CKA006118A0107	6129/21-981-500	40 11395 15791 6	26	278	2CKA006132A0378	6122/10-83-500	40 11395 21128 1	26	243
2CKA006118A0108	6129/98-509	40 11395 15792 3	26	287	2CKA006132A0379	6122/10-84-500	40 11395 21129 8	26	243
2CKA006120A0072	6120/13-500	40 11395 10227 5	26	204	2CKA006132A0379	6122/10-84-500	40 11395 21129 8	26	243
2CKA006120A0073	6120/13-508	40 11395 11658 6	26	204	2CKA006132A0379	6122/10-84-500	40 11395 21129 8	26	243
2CKA006120A0075	6120/12-101-500	40 11395 13548 8	26	204	2CKA006132A0379	6122/10-84-500	40 11395 21129 8	26	243
2CKA006120A0076	6120/12-101-508	40 11395 14733 7	26	204	2CKA006132A0380	6122/10-884-500	40 11395 21131 1	26	243
2CKA006120A0080	BA/U1.0.1	40 11395 33444 7	26	217	2CKA006132A0381	6122/10-885-500	40 11395 21132 8	26	243
2CKA006120A0080	BA/U1.0.1	40 11395 33444 7	26	222	2CKA006132A0382	6122/10-803-500	40 11395 21133 5	26	243
2CKA006120A0080	BA/U1.0.1	40 11395 33444 7	26	230	2CKA006132A0385	6122/10-866-500	40 11395 21136 6	26	243
2CKA006120A0080	BA/U1.0.1	40 11395 33444 7	26	271	2CKA006132A0399	6131/50-24-500	40 11395 21644 6	26	81
2CKA006123A0001	6123/20-500	40 11395 15797 8	26	279	2CKA006132A0400	6131/50-183-500	40 11395 21645 3	26	81
2CKA006123A0001	6123/20-500	40 11395 15797 8	26	289	2CKA006132A0403	6131/38-24-500	40 11395 21655 2	26	83
2CKA006123A0002	6123/21-500	40 11395 15798 5	26	279	2CKA006132A0404	6131/38-183-500	40 11395 21658 3	26	83
2CKA006123A0002	6123/21-500	40 11395 15798 5	26	289	2CKA006132A0407	6122/10-840-500	40 11395 21863 1	26	243
2CKA006123A0003	6123/22-500	40 11395 15799 2	26	279	2CKA006132A0413	6131/51-24-500	40 11395 22229 4	26	82
2CKA006123A0003	6123/22-500	40 11395 15799 2	26	289	2CKA006132A0414	6131/51-183-500	40 11395 22231 7	26	82
2CKA006123A0004	6123/23-500	40 11395 15801 2	26	279	2CKA006133A0201	6149/21-500	40 11395 11896 2	26	208
2CKA006123A0004	6123/23-500	40 11395 15801 2	26	289	2CKA006133A0221	6108/06-500	40 11395 21092 5	26	253
2CKA006123A0005	6123/24-500	40 11395 17645 0	26	279	2CKA006133A0223	6108/07-500	40 11395 21094 9	26	258
2CKA006123A0005	6123/24-500	40 11395 17645 0	26	289	2CKA006133A0225	6108/06-AP-500	40 11395 21096 3	26	253
2CKA006123A0006	6123/26-500	40 11395 17646 7	26	279	2CKA006133A0227	6108/07-AP-500	40 11395 21098 7	26	253
2CKA006123A0006	6123/26-500	40 11395 17646 7	26	289	2CKA006134A0309	6124/08-981-500	40 11395 18912 2	26	279
2CKA006132A0263	6122/02-84-500	40 11395 13521 1	26	242	2CKA006134A0310	6124/88-509	40 11395 18913 9	26	288
2CKA006132A0263	6122/02-84-500	40 11395 13521 1	26	242	2CKA006134A0313	6109/08-500	40 11395 20875 5	26	264
2CKA006132A0263	6122/02-84-500	40 11395 13521 1	26	242	2CKA006134A0315	6109/18-500	40 11395 20877 9	26	268
2CKA006132A0263	6122/02-84-500	40 11395 13521 1	26	242	2CKA006134A0317	6109/28-500	40 11395 20879 3	26	268
2CKA006132A0283	6122/02-81-500	40 11395 14060 4	26	242	2CKA006134A0319	6108/18-500	40 11395 21101 4	26	267
2CKA006132A0283	6122/02-81-500	40 11395 14060 4	26	242	2CKA006134A0331	6128/28-81-500	40 11395 21381 0	26	244
2CKA006132A0284	6122/02-82-500	40 11395 14061 1	26	242	2CKA006134A0331	6128/28-81-500	40 11395 21381 0	26	244
2CKA006132A0284	6122/02-82-500	40 11395 14061 1	26	242	2CKA006134A0331	6128/28-81-500	40 11395 21381 0	26	244
2CKA006132A0284	6122/02-82-500	40 11395 14061 1	26	242	2CKA006134A0332	6128/28-82-500	40 11395 21382 7	26	244
2CKA006132A0285	6122/02-83-500	40 11395 14062 8	26	242	2CKA006134A0332	6128/28-82-500	40 11395 21382 7	26	244
2CKA006132A0289	6122/02-866-500	40 11395 14066 6	26	242	2CKA006134A0332	6128/28-82-500	40 11395 21382 7	26	244
2CKA006132A0290	6122/02-803-500	40 11395 14067 3	26	242	2CKA006134A0332	6128/28-82-500	40 11395 21382 7	26	244
2CKA006132A0292	6122/02-884-500	40 11395 14069 7	26	242	2CKA006134A0333	6128/28-83-500	40 11395 21383 4	26	244

Order code	Type	EAN	PG	Page
2CKA006134A0334	6128/28-84-500	40 11395 21384 1	26	244
2CKA006134A0334	6128/28-84-500	40 11395 21384 1	26	244
2CKA006134A0334	6128/28-84-500	40 11395 21384 1	26	244
2CKA006134A0334	6128/28-84-500	40 11395 21384 1	26	244
2CKA006134A0335	6128/28-866-500	40 11395 21385 8	26	244
2CKA006134A0336	6128/28-803-500	40 11395 21386 5	26	244
2CKA006134A0338	6128/28-884-500	40 11395 21388 9	26	244
2CKA006134A0339	6128/28-885-500	40 11395 21389 6	26	244
2CKA006134A0342	6128/28-840-500	40 11395 21724 5	26	244
2CKA006134A0346	SAR/A 1.0.1-24	40 11395 25209 3	26	101
2CKA006134A0348	SAF/A 1.0.1-24	40 11395 25211 6	26	101
2CKA006135A0146	6129/01-84-500	40 11395 13616 4	26	241
2CKA006135A0146	6129/01-84-500	40 11395 13616 4	26	241
2CKA006135A0146	6129/01-84-500	40 11395 13616 4	26	241
2CKA006135A0146	6129/01-84-500	40 11395 13616 4	26	241
2CKA006135A0156	6129/01-81-500	40 11395 14094 9	26	241
2CKA006135A0156	6129/01-81-500	40 11395 14094 9	26	241
2CKA006135A0157	6129/01-82-500	40 11395 14095 6	26	241
2CKA006135A0157	6129/01-82-500	40 11395 14095 6	26	241
2CKA006135A0157	6129/01-82-500	40 11395 14095 6	26	241
2CKA006135A0158	6129/01-83-500	40 11395 14096 3	26	241
2CKA006135A0162	6129/01-866-500	40 11395 14100 7	26	241
2CKA006135A0163	6129/01-803-500	40 11395 14101 4	26	241
2CKA006135A0165	6129/01-884-500	40 11395 14103 8	26	241
2CKA006135A0166	6129/01-885-500	40 11395 14104 5	26	241
2CKA006136A0218	6136/07 UP-500	40 11395 22352 9	26	117
2CKA006136A0218	CT/S 2.1	40 11395 31016 8	26	122
2CKA006136A0220	VCO/S 150.2	40 11395 31018 2	26	124
2CKA006138A0003	6138/11-84-500	40 11395 11609 8	26	101
2CKA006138A0005	6138/11-83-500	40 11395 11613 5	26	101
2CKA006151A0254	6155/30-500	40 11395 20208 1	33	72
2CKA006151A0256	6155/40-500	40 11395 20211 1	33	73
2CKA006151A0280	SA/U 1.16.2	40 11395 30986 5	26	46
2CKA006152A0042	SAH/U 2.16.2	40 11395 30988 9	26	46
2CKA006155A0051	6109/03-212-500	40 11395 20903 5	26	269
2CKA006155A0052	6109/03-214-500	40 11395 20904 2	26	269
2CKA006155A0060	6109/03-81-500	40 11395 20921 9	26	269
2CKA006155A0060	6109/03-81-500	40 11395 20921 9	26	269
2CKA006155A0060	6109/03-81-500	40 11395 20921 9	26	269
2CKA006155A0061	6109/03-82-500	40 11395 20922 6	26	269
2CKA006155A0061	6109/03-82-500	40 11395 20922 6	26	269
2CKA006155A0061	6109/03-82-500	40 11395 20922 6	26	269
2CKA006155A0061	6109/03-82-500	40 11395 20922 6	26	269
2CKA006155A0062	6109/03-83-500	40 11395 20923 3	26	269
2CKA006155A0063	6109/03-84-500	40 11395 20924 0	26	269
2CKA006155A0063	6109/03-84-500	40 11395 20924 0	26	269
2CKA006155A0063	6109/03-84-500	40 11395 20924 0	26	269
2CKA006155A0063	6109/03-84-500	40 11395 20924 0	26	269
2CKA006155A0064	6109/03-884-500	40 11395 20925 7	26	269
2CKA006155A0065	6109/03-885-500	40 11395 20926 4	26	269
2CKA006155A0066	6109/03-803-500	40 11395 20927 1	26	269
2CKA006155A0069	6109/03-866-500	40 11395 20931 8	26	269
2CKA006155A0114	6109/03-840-500	40 11395 22079 5	26	269
2CKA006155A0115	6108/61-914	40 11395 22081 8	26	263
2CKA006155A0121	6108/61-840-500	40 11395 22087 0	26	263
2CKA006181A0013	6109/05-500	40 11395 20873 1	26	264
2CKA006197A0047	UD/S 4.210.2.1	40 11395 25186 7	33	70
2CKA006197A0049	UD/S 6.210.2.1	40 11395 25188 1	33	70
2CKA006197A0053	UD/S 2.315.2.1	40 11395 25192 8	33	71
2CKA006197A0057	UD/S 4.315.2.1	40 11395 25196 6	33	71
2CKA006197A0061	UD/S 6.315.2.1	40 11395 25200 0	33	72
2CKA006199A0025	LFW/A.0.70.1-CK	40 11395 33779 0	26	230
2CKA006199A0041	LFW/A.0.63.1-CK	40 11395 33448 5	26	222

Order code	Type	EAN	PG	Page
2CKA006199A0098	LFW/A.1.63.1-81	40 11395 33577 2	26	223
2CKA006199A0099	LFW/A.1.63.1-82	40 11395 33578 9	26	223
2CKA006199A0100	LFW/A.1.63.1-83	40 11395 33579 6	26	223
2CKA006199A0101	LFW/A.1.63.1-84	40 11395 33580 2	26	223
2CKA006199A0102	LFW/A.1.63.1-884	40 11395 33581 9	26	223
2CKA006199A0103	LFW/A.1.63.1-885	40 11395 33582 6	26	223
2CKA006199A0105	LFW/A.1.63.1-866	40 11395 33584 0	26	223
2CKA006199A0107	LFW/A.2.63.1-81	40 11395 33585 7	26	223
2CKA006199A0109	LFW/A.2.63.1-83	40 11395 33587 1	26	223
2CKA006199A0110	LFW/A.2.63.1-84	40 11395 33588 8	26	223
2CKA006199A0111	LFW/A.2.63.1-884	40 11395 33589 5	26	223
2CKA006199A0112	LFW/A.2.63.1-885	40 11395 33590 1	26	223
2CKA006199A0114	LFW/A.2.63.1-866	40 11395 33592 5	26	223
2CKA006199A0116	LFW/A.3.63.1-81	40 11395 33593 2	26	223
2CKA006199A0117	LFW/A.3.63.1-82	40 11395 33594 9	26	223
2CKA006199A0118	LFW/A.3.63.1-83	40 11395 33595 6	26	223
2CKA006199A0119	LFW/A.3.63.1-84	40 11395 33596 3	26	223
2CKA006199A0120	LFW/A.3.63.1-884	40 11395 33597 0	26	223
2CKA006199A0121	LFW/A.3.63.1-885	40 11395 33598 7	26	223
2CKA006199A0123	LFW/A.3.63.1-866	40 11395 33600 7	26	223
2CKA006199A0125	LFW/A.4.63.1-81	40 11395 33601 4	26	224
2CKA006199A0127	LFW/A.4.63.1-83	40 11395 33603 8	26	224
2CKA006199A0128	LFW/A.4.63.1-84	40 11395 33604 5	26	224
2CKA006199A0129	LFW/A.4.63.1-884	40 11395 33605 2	26	224
2CKA006199A0130	LFW/A.4.63.1-885	40 11395 33606 9	26	224
2CKA006199A0132	LFW/A.4.63.1-866	40 11395 33608 3	26	224
2CKA006199A0134	LFBT/A.1.63.1-81	40 11395 33609 0	26	224
2CKA006199A0135	LFBT/A.1.63.1-82	40 11395 33610 6	26	224
2CKA006199A0136	LFBT/A.1.63.1-83	40 11395 33611 3	26	224
2CKA006199A0137	LFBT/A.1.63.1-84	40 11395 33612 0	26	224
2CKA006199A0138	LFBT/A.1.63.1-884	40 11395 33613 7	26	224
2CKA006199A0139	LFBT/A.1.63.1-885	40 11395 33614 4	26	224
2CKA006199A0141	LFBT/A.1.63.1-866	40 11395 33616 8	26	224
2CKA006199A0143	LFJT/A.1.63.1-81	40 11395 33617 5	26	224
2CKA006199A0145	LFJT/A.1.63.1-83	40 11395 33619 9	26	224
2CKA006199A0146	LFJT/A.1.63.1-84	40 11395 33620 5	26	224
2CKA006199A0147	LFJT/A.1.63.1-884	40 11395 33621 2	26	224
2CKA006199A0148	LFJT/A.1.63.1-885	40 11395 33622 9	26	224
2CKA006199A0150	LFJT/A.1.63.1-866	40 11395 33624 3	26	224
2CKA006199A0152	LFST/A.1.63.1-81	40 11395 33625 0	26	225
2CKA006199A0153	LFST/A.1.63.1-82	40 11395 33626 7	26	225
2CKA006199A0154	LFST/A.1.63.1-83	40 11395 33627 4	26	225
2CKA006199A0155	LFST/A.1.63.1-84	40 11395 33628 1	26	225
2CKA006199A0156	LFST/A.1.63.1-884	40 11395 33629 8	26	225
2CKA006199A0157	LFST/A.1.63.1-885	40 11395 33630 4	26	225
2CKA006199A0159	LFST/A.1.63.1-866	40 11395 33632 8	26	225
2CKA006199A0162	LFW/A.0.55.1-CK	40 11395 33706 6	26	218
2CKA006199A0170	LFW/A.1.55.1-914	40 11395 33723 3	26	218
2CKA006199A0171	LFW/A.2.55.1-914	40 11395 33724 0	26	218
2CKA006199A0172	LFW/A.3.55.1-914	40 11395 33725 7	26	218
2CKA006199A0173	LFW/A.4.55.1-914	40 11395 33726 4	26	218
2CKA006199A0174	LFBT/A.1.55.1-914	40 11395 33727 1	26	218
2CKA006199A0175	LFJT/A.1.55.1-914	40 11395 33728 8	26	218
2CKA006199A0176	LFST/A.1.55.1-914	40 11395 33729 5	26	218
2CKA006199A0185	LFW/A.0.55.91-CK	40 11395 33908 4	26	271
2CKA006199A0186	LFW/A.1.55.91-916	40 11395 33909 1	26	272
2CKA006199A0187	LFW/A.2.55.91-916	40 11395 33910 7	26	272
2CKA006199A0188	LFW/A.3.55.91-916	40 11395 33911 4	26	272
2CKA006199A0189	LFW/A.4.55.91-916	40 11395 33912 1	26	272
2CKA006199A0263	LFDW/A.1.63.1-81	40 11395 33633 5	26	225
2CKA006199A0265	LFDW/A.1.63.1-83	40 11395 33635 9	26	225
2CKA006199A0266	LFDW/A.1.63.1-84	40 11395 33636 6	26	225
2CKA006199A0267	LFDW/A.1.63.1-884	40 11395 33637 3	26	225

Selection Table According to Order Code

Order code	Type	EAN	PG	Page	Order code	Type	EAN	PG	Page
2CKA006199A0268	LFDW/A.1.63.1-885	40 11395 33638 0	26	225	2CKA006199A0352	LFMW/A.4.55.1-914	40 11395 33738 7	26	220
2CKA006199A0270	LFDW/A.1.63.1-866	40 11395 33640 3	26	225	2CKA006199A0435	LFW/A.1.70.1-44G	40 11395 33844 5	26	231
2CKA006199A0271	LFJW/A.1.63.1-81	40 11395 33641 0	26	225	2CKA006199A0436	LFW/A.2.70.1-44G	40 11395 33845 2	26	231
2CKA006199A0272	LFJW/A.1.63.1-82	40 11395 33642 7	26	225	2CKA006199A0437	LFW/A.3.70.1-44G	40 11395 33846 9	26	231
2CKA006199A0273	LFJW/A.1.63.1-83	40 11395 33643 4	26	225	2CKA006199A0438	LFW/A.4.70.1-44G	40 11395 33847 6	26	231
2CKA006199A0274	LFJW/A.1.63.1-84	40 11395 33644 1	26	225	2CKA006199A0439	LFB/A.1.70.1-44G	40 11395 33848 3	26	232
2CKA006199A0275	LFJW/A.1.63.1-884	40 11395 33645 8	26	225	2CKA006199A0440	LFJ/A.1.70.1-44G	40 11395 33849 0	26	232
2CKA006199A0276	LFJW/A.1.63.1-885	40 11395 33646 5	26	225	2CKA006199A0441	LFS/A.1.70.1-44G	40 11395 33850 6	26	232
2CKA006199A0278	LFJW/A.1.63.1-866	40 11395 33648 9	26	225	2CKA006199A0442	LFDW/A.1.70.1-44G	40 11395 33851 3	26	232
2CKA006199A0279	LFAW/A.1.63.1-81	40 11395 33649 6	26	226	2CKA006199A0443	LFJW/A.1.70.1-44G	40 11395 33852 0	26	233
2CKA006199A0281	LFAW/A.1.63.1-83	40 11395 33651 9	26	226	2CKA006199A0444	LFAW/A.1.70.1-44G	40 11395 33853 7	26	233
2CKA006199A0282	LFAW/A.1.63.1-84	40 11395 33652 6	26	226	2CKA006199A0445	LFBT/A.2.70.1-44G	40 11395 33854 4	26	233
2CKA006199A0283	LFAW/A.1.63.1-884	40 11395 33653 3	26	226	2CKA006199A0446	LFJT/A.2.70.1-44G	40 11395 33855 1	26	233
2CKA006199A0284	LFAW/A.1.63.1-885	40 11395 33654 0	26	226	2CKA006199A0447	LFST/A.2.70.1-44G	40 11395 33856 8	26	234
2CKA006199A0286	LFAW/A.1.63.1-866	40 11395 33656 4	26	226	2CKA006199A0448	LFDW/A.2.70.1-44G	40 11395 33857 5	26	234
2CKA006199A0287	LFBT/A.2.63.1-81	40 11395 33657 1	26	226	2CKA006199A0449	LFAW/A.2.70.1-44G	40 11395 33858 2	26	234
2CKA006199A0288	LFBT/A.2.63.1-82	40 11395 33658 8	26	226	2CKA006199A0450	LFMW/A.4.70.1-44G	40 11395 33859 9	26	234
2CKA006199A0289	LFBT/A.2.63.1-83	40 11395 33659 5	26	226	2CKA006199A0451	LFW/A.1.70.1-44M	40 11395 33860 5	26	231
2CKA006199A0290	LFBT/A.2.63.1-84	40 11395 33660 1	26	226	2CKA006199A0452	LFW/A.2.70.1-44M	40 11395 33861 2	26	231
2CKA006199A0291	LFBT/A.2.63.1-884	40 11395 33661 8	26	226	2CKA006199A0453	LFW/A.3.70.1-44M	40 11395 33862 9	26	231
2CKA006199A0292	LFBT/A.2.63.1-885	40 11395 33662 5	26	226	2CKA006199A0454	LFW/A.4.70.1-44M	40 11395 33863 6	26	231
2CKA006199A0294	LFBT/A.2.63.1-866	40 11395 33664 9	26	226	2CKA006199A0455	LFB/A.1.70.1-44M	40 11395 33864 3	26	232
2CKA006199A0295	LFJT/A.2.63.1-81	40 11395 33665 6	26	226	2CKA006199A0456	LFJ/A.1.70.1-44M	40 11395 33865 0	26	232
2CKA006199A0297	LFJT/A.2.63.1-83	40 11395 33667 0	26	226	2CKA006199A0457	LFS/A.1.70.1-44M	40 11395 33866 7	26	232
2CKA006199A0298	LFJT/A.2.63.1-84	40 11395 33668 7	26	226	2CKA006199A0458	LFDW/A.1.70.1-44M	40 11395 33867 4	26	232
2CKA006199A0299	LFJT/A.2.63.1-884	40 11395 33669 4	26	226	2CKA006199A0459	LFJW/A.1.70.1-44M	40 11395 33868 1	26	233
2CKA006199A0300	LFJT/A.2.63.1-885	40 11395 33670 0	26	226	2CKA006199A0460	LFAW/A.1.70.1-44M	40 11395 33869 8	26	233
2CKA006199A0302	LFJT/A.2.63.1-866	40 11395 33672 4	26	226	2CKA006199A0461	LFBT/A.2.70.1-44M	40 11395 33870 4	26	233
2CKA006199A0303	LFST/A.2.63.1-81	40 11395 33673 1	26	227	2CKA006199A0462	LFJT/A.2.70.1-44M	40 11395 33871 1	26	233
2CKA006199A0304	LFST/A.2.63.1-82	40 11395 33674 8	26	227	2CKA006199A0463	LFST/A.2.70.1-44M	40 11395 33872 8	26	234
2CKA006199A0305	LFST/A.2.63.1-83	40 11395 33675 5	26	227	2CKA006199A0464	LFDW/A.2.70.1-44M	40 11395 33873 5	26	234
2CKA006199A0306	LFST/A.2.63.1-84	40 11395 33676 2	26	227	2CKA006199A0465	LFAW/A.2.70.1-44M	40 11395 33874 2	26	234
2CKA006199A0307	LFST/A.2.63.1-884	40 11395 33677 9	26	227	2CKA006199A0466	LFMW/A.4.70.1-44M	40 11395 33875 9	26	234
2CKA006199A0308	LFST/A.2.63.1-885	40 11395 33678 6	26	227	2CKA006199A0483	LFW/A.1.70.1-45M	40 11395 33892 6	26	231
2CKA006199A0310	LFST/A.2.63.1-866	40 11395 33680 9	26	227	2CKA006199A0484	LFW/A.2.70.1-45M	40 11395 33893 3	26	231
2CKA006199A0311	LFDW/A.2.63.1-81	40 11395 33681 6	26	227	2CKA006199A0485	LFW/A.3.70.1-45M	40 11395 33894 0	26	231
2CKA006199A0313	LFDW/A.2.63.1-83	40 11395 33683 0	26	227	2CKA006199A0486	LFW/A.4.70.1-45M	40 11395 33895 7	26	231
2CKA006199A0314	LFDW/A.2.63.1-84	40 11395 33684 7	26	227	2CKA006199A0487	LFB/A.1.70.1-45M	40 11395 33896 4	26	232
2CKA006199A0315	LFDW/A.2.63.1-884	40 11395 33685 4	26	227	2CKA006199A0488	LFJ/A.1.70.1-45M	40 11395 33897 1	26	232
2CKA006199A0316	LFDW/A.2.63.1-885	40 11395 33686 1	26	227	2CKA006199A0489	LFS/A.1.70.1-45M	40 11395 33898 8	26	232
2CKA006199A0318	LFDW/A.2.63.1-866	40 11395 33688 5	26	227	2CKA006199A0490	LFDW/A.1.70.1-45M	40 11395 33899 5	26	232
2CKA006199A0319	LFAW/A.2.63.1-81	40 11395 33689 2	26	227	2CKA006199A0491	LFJW/A.1.70.1-45M	40 11395 33900 8	26	233
2CKA006199A0320	LFAW/A.2.63.1-82	40 11395 33690 8	26	227	2CKA006199A0492	LFAW/A.1.70.1-45M	40 11395 33901 5	26	233
2CKA006199A0321	LFAW/A.2.63.1-83	40 11395 33691 5	26	227	2CKA006199A0493	LFBT/A.2.70.1-45M	40 11395 33902 2	26	233
2CKA006199A0322	LFAW/A.2.63.1-84	40 11395 33692 2	26	227	2CKA006199A0494	LFJT/A.2.70.1-45M	40 11395 33903 9	26	233
2CKA006199A0323	LFAW/A.2.63.1-884	40 11395 33693 9	26	227	2CKA006199A0495	LFST/A.2.70.1-45M	40 11395 33904 6	26	234
2CKA006199A0324	LFAW/A.2.63.1-885	40 11395 33694 6	26	227	2CKA006199A0496	LFDW/A.2.70.1-45M	40 11395 33905 3	26	234
2CKA006199A0326	LFAW/A.2.63.1-866	40 11395 33696 0	26	227	2CKA006199A0497	LFAW/A.2.70.1-45M	40 11395 33906 0	26	234
2CKA006199A0327	LFMW/A.4.63.1-81	40 11395 33697 7	26	228	2CKA006199A0498	LFMW/A.4.70.1-45M	40 11395 33907 7	26	234
2CKA006199A0328	LFMW/A.4.63.1-82	40 11395 33698 4	26	228	2CKA006199A0499	LFB/A.1.55.91-916	40 11395 33913 8	26	272
2CKA006199A0329	LFMW/A.4.63.1-83	40 11395 33699 1	26	228	2CKA006199A0500	LFJ/A.1.55.91-916	40 11395 33914 5	26	272
2CKA006199A0330	LFMW/A.4.63.1-84	40 11395 33700 4	26	228	2CKA006199A0501	LFS/A.1.55.91-916	40 11395 33915 2	26	273
2CKA006199A0331	LFMW/A.4.63.1-884	40 11395 33701 1	26	228	2CKA006199A0502	LFDW/A.1.55.91-916	40 11395 33916 9	26	273
2CKA006199A0332	LFMW/A.4.63.1-885	40 11395 33702 8	26	228	2CKA006199A0503	LFJW/A.1.55.91-916	40 11395 33917 6	26	273
2CKA006199A0334	LFMW/A.4.63.1-866	40 11395 33704 2	26	228	2CKA006199A0504	LFAW/A.1.55.91-916	40 11395 33918 3	26	273
2CKA006199A0344	LFDW/A.1.55.1-914	40 11395 33730 1	26	219	2CKA006199A0505	LFBT/A.2.55.91-916	40 11395 33919 0	26	273
2CKA006199A0345	LFJW/A.1.55.1-914	40 11395 33731 8	26	219	2CKA006199A0506	LFJT/A.2.55.91-916	40 11395 33920 6	26	273
2CKA006199A0346	LFAW/A.1.55.1-914	40 11395 33732 5	26	219	2CKA006199A0507	LFST/A.2.55.91-916	40 11395 33921 3	26	274
2CKA006199A0347	LFBT/A.2.55.1-914	40 11395 33733 2	26	219	2CKA006199A0508	LFDW/A.2.55.91-916	40 11395 33922 0	26	274
2CKA006199A0348	LFJT/A.2.55.1-914	40 11395 33734 9	26	219	2CKA006199A0509	LFAW/A.2.55.91-916	40 11395 33923 7	26	274
2CKA006199A0349	LFST/A.2.55.1-914	40 11395 33735 6	26	219	2CKA006199A0510	LFMW/A.4.55.91-916	40 11395 33924 4	26	274
2CKA006199A0350	LFDW/A.2.55.1-914	40 11395 33736 3	26	220	2CKA006199A0512	CSE/U0.1.1.CK	40 11395 33926 8	26	220
2CKA006199A0351	LFAW/A.2.55.1-914	40 11395 33737 0	26	220	2CKA006199A0512	CSE/U0.1.1.CK	40 11395 33926 8	26	228

Selection Table According to Order Code

Order code	Type	EAN	PG	Page	Order code	Type	EAN	PG	Page
2CKA006220A0243	CP-FCC-83	40 11395 18746 3	24	267	2CKA006220A0524	SRS-2-L-82	40 11395 20362 0	24	261
2CKA006220A0244	CP-FCC-84	40 11395 18747 0	24	267	2CKA006220A0524	SRS-2-L-82	40 11395 20362 0	24	261
2CKA006220A0244	CP-FCC-84	40 11395 18747 0	24	267	2CKA006220A0524	SRS-2-L-82	40 11395 20362 0	24	261
2CKA006220A0244	CP-FCC-84	40 11395 18747 0	24	267	2CKA006220A0525	SRD-2-L-82	40 11395 20363 7	24	262
2CKA006220A0244	CP-FCC-84	40 11395 18747 0	24	267	2CKA006220A0525	SRD-2-L-82	40 11395 20363 7	24	262
2CKA006220A0245	CP-FCC-212	40 11395 18748 7	24	267	2CKA006220A0525	SRD-2-L-82	40 11395 20363 7	24	262
2CKA006220A0246	CP-FCC-214	40 11395 18749 4	24	267	2CKA006220A0525	SRD-2-L-82	40 11395 20363 7	24	262
2CKA006220A0258	SRD-2-R-81	40 11395 18847 7	24	262	2CKA006220A0526	SRD-2-R-82	40 11395 20364 4	24	262
2CKA006220A0258	SRD-2-R-81	40 11395 18847 7	24	262	2CKA006220A0526	SRD-2-R-82	40 11395 20364 4	24	262
2CKA006220A0258	SRD-2-R-81	40 11395 18847 7	24	262	2CKA006220A0526	SRD-2-R-82	40 11395 20364 4	24	262
2CKA006220A0259	SRD-2-R-83	40 11395 18848 4	24	262	2CKA006220A0526	SRD-2-R-82	40 11395 20364 4	24	262
2CKA006220A0260	SRD-2-R-84	40 11395 18849 1	24	262	2CKA006220A0527	SRL-2-R-82	40 11395 20365 1	24	260
2CKA006220A0260	SRD-2-R-84	40 11395 18849 1	24	262	2CKA006220A0527	SRL-2-R-82	40 11395 20365 1	24	260
2CKA006220A0260	SRD-2-R-84	40 11395 18849 1	24	262	2CKA006220A0527	SRL-2-R-82	40 11395 20365 1	24	260
2CKA006220A0260	SRD-2-R-84	40 11395 18849 1	24	262	2CKA006220A0527	SRL-2-R-82	40 11395 20365 1	24	260
2CKA006220A0261	SRD-2-R-212	40 11395 18850 7	24	262	2CKA006220A0528	SRS-2-R-82	40 11395 20366 8	24	261
2CKA006220A0262	SRD-2-R-214	40 11395 18851 4	24	262	2CKA006220A0528	SRS-2-R-82	40 11395 20366 8	24	261
2CKA006220A0371	SR-1-840	40 11395 19559 8	24	254	2CKA006220A0528	SRS-2-R-82	40 11395 20366 8	24	261
2CKA006220A0372	SRL-1-840	40 11395 19560 4	24	255	2CKA006220A0528	SRS-2-R-82	40 11395 20366 8	24	261
2CKA006220A0373	SRB-1-840	40 11395 19561 1	24	256	2CKA006220A0532	CP-FCC-82	40 11395 20571 6	24	267
2CKA006220A0374	SRS-1-840	40 11395 19562 8	24	257	2CKA006220A0532	CP-FCC-82	40 11395 20571 6	24	267
2CKA006220A0375	SRD-1-840	40 11395 19563 5	24	258	2CKA006220A0532	CP-FCC-82	40 11395 20571 6	24	267
2CKA006220A0376	SR-2-840	40 11395 19564 2	24	259	2CKA006220A0532	CP-FCC-82	40 11395 20571 6	24	267
2CKA006220A0377	SRL-2-L-840	40 11395 19565 9	24	260	2CKA006220A0533	SR-1-866	40 11395 20369 9	24	254
2CKA006220A0378	SRB-2-840	40 11395 19566 6	24	259	2CKA006220A0534	SRL-1-866	40 11395 20370 5	24	255
2CKA006220A0379	SRS-2-L-840	40 11395 19567 3	24	261	2CKA006220A0535	SRB-1-866	40 11395 20371 2	24	256
2CKA006220A0380	SRD-2-L-840	40 11395 19568 0	24	262	2CKA006220A0536	SRS-1-866	40 11395 20372 9	24	257
2CKA006220A0381	SRL-2-R-840	40 11395 19569 7	24	260	2CKA006220A0537	SRD-1-866	40 11395 20374 3	24	258
2CKA006220A0382	SRS-2-R-840	40 11395 19571 0	24	261	2CKA006220A0538	SR-2-866	40 11395 20375 0	24	259
2CKA006220A0383	SRD-2-R-840	40 11395 19572 7	24	262	2CKA006220A0539	SRL-2-L-866	40 11395 20376 7	24	260
2CKA006220A0516	SR-1-82	40 11395 20345 3	24	254	2CKA006220A0540	SRB-2-866	40 11395 20377 4	24	259
2CKA006220A0516	SR-1-82	40 11395 20345 3	24	254	2CKA006220A0541	SRS-2-L-866	40 11395 20378 1	24	261
2CKA006220A0516	SR-1-82	40 11395 20345 3	24	254	2CKA006220A0542	SRD-2-L-866	40 11395 20379 8	24	262
2CKA006220A0516	SR-1-82	40 11395 20345 3	24	254	2CKA006220A0543	SRD-2-R-866	40 11395 20381 1	24	262
2CKA006220A0517	SRL-1-82	40 11395 20346 0	24	255	2CKA006220A0544	SRL-2-R-866	40 11395 20382 8	24	260
2CKA006220A0517	SRL-1-82	40 11395 20346 0	24	255	2CKA006220A0545	SRS-2-R-866	40 11395 20383 5	24	261
2CKA006220A0517	SRL-1-82	40 11395 20346 0	24	255	2CKA006220A0549	CP-FCC-866	40 11395 20573 0	24	267
2CKA006220A0517	SRL-1-82	40 11395 20346 0	24	255	2CKA006220A0550	SR-1-803	40 11395 20386 6	24	254
2CKA006220A0518	SRB-1-82	40 11395 20347 7	24	256	2CKA006220A0551	SRL-1-803	40 11395 20387 3	24	255
2CKA006220A0518	SRB-1-82	40 11395 20347 7	24	256	2CKA006220A0552	SRB-1-803	40 11395 20388 0	24	256
2CKA006220A0518	SRB-1-82	40 11395 20347 7	24	256	2CKA006220A0553	SRS-1-803	40 11395 20389 7	24	257
2CKA006220A0518	SRB-1-82	40 11395 20347 7	24	256	2CKA006220A0554	SRD-1-803	40 11395 20391 0	24	258
2CKA006220A0519	SRS-1-82	40 11395 20348 4	24	257	2CKA006220A0555	SR-2-803	40 11395 20392 7	24	259
2CKA006220A0519	SRS-1-82	40 11395 20348 4	24	257	2CKA006220A0556	SRL-2-L-803	40 11395 20393 4	24	260
2CKA006220A0519	SRS-1-82	40 11395 20348 4	24	257	2CKA006220A0557	SRB-2-803	40 11395 20394 1	24	259
2CKA006220A0519	SRS-1-82	40 11395 20348 4	24	257	2CKA006220A0558	SRS-2-L-803	40 11395 20395 8	24	261
2CKA006220A0520	SRD-1-82	40 11395 20349 1	24	258	2CKA006220A0559	SRD-2-L-803	40 11395 20396 5	24	262
2CKA006220A0520	SRD-1-82	40 11395 20349 1	24	258	2CKA006220A0560	SRD-2-R-803	40 11395 20397 2	24	262
2CKA006220A0520	SRD-1-82	40 11395 20349 1	24	258	2CKA006220A0561	SRL-2-R-803	40 11395 20398 9	24	260
2CKA006220A0520	SRD-1-82	40 11395 20349 1	24	258	2CKA006220A0562	SRS-2-R-803	40 11395 20399 6	24	261
2CKA006220A0521	SR-2-82	40 11395 20350 7	24	259	2CKA006220A0566	CP-FCC-803	40 11395 20575 4	24	267
2CKA006220A0521	SR-2-82	40 11395 20350 7	24	259	2CKA006220A0601	SR-1-884	40 11395 20433 7	24	254
2CKA006220A0521	SR-2-82	40 11395 20350 7	24	259	2CKA006220A0602	SRL-1-884	40 11395 20434 4	24	255
2CKA006220A0521	SR-2-82	40 11395 20350 7	24	259	2CKA006220A0603	SRB-1-884	40 11395 20436 8	24	256
2CKA006220A0522	SRL-2-L-82	40 11395 20360 6	24	260	2CKA006220A0604	SRS-1-884	40 11395 20435 1	24	257
2CKA006220A0522	SRL-2-L-82	40 11395 20360 6	24	260	2CKA006220A0605	SRD-1-884	40 11395 20438 2	24	258
2CKA006220A0522	SRL-2-L-82	40 11395 20360 6	24	260	2CKA006220A0606	SR-2-884	40 11395 20439 9	24	259
2CKA006220A0522	SRL-2-L-82	40 11395 20360 6	24	260	2CKA006220A0607	SRL-2-L-884	40 11395 20441 2	24	260
2CKA006220A0523	SRB-2-82	40 11395 20361 3	24	259	2CKA006220A0608	SRB-2-884	40 11395 20442 9	24	259
2CKA006220A0523	SRB-2-82	40 11395 20361 3	24	259	2CKA006220A0609	SRS-2-L-884	40 11395 20443 6	24	261
2CKA006220A0523	SRB-2-82	40 11395 20361 3	24	259	2CKA006220A0610	SRD-2-L-884	40 11395 20444 3	24	262
2CKA006220A0523	SRB-2-82	40 11395 20361 3	24	259	2CKA006220A0611	SRD-2-R-884	40 11395 20445 0	24	262
2CKA006220A0524	SRS-2-L-82	40 11395 20362 0	24	261	2CKA006220A0612	SRL-2-R-884	40 11395 20446 7	24	260

Order code	Type	EAN	PG	Page	Order code	Type	EAN	PG	Page
2CKA006220A0613	SRS-2-R-884	40 11395 20447 4	24	261	2CKA006300A1644	TB/U6-CG	40 11395 29728 5	26	191
2CKA006220A0617	CP-FCC-884	40 11395 20582 2	24	267	2CKA006300A1644	TB/U6-CG	40 11395 29728 5	26	194
2CKA006220A0618	SR-1-885	40 11395 20451 1	24	254	2CKA006300A1644	TB/U6-CG	40 11395 29728 5	26	196
2CKA006220A0619	SRL-1-885	40 11395 20452 8	24	255	2CKA006300A1645	TB/U12-CG	40 11395 29729 2	26	191
2CKA006220A0620	SRB-1-885	40 11395 20453 5	24	256	2CKA006300A1645	TB/U12-CG	40 11395 29729 2	26	191
2CKA006220A0621	SRS-1-885	40 11395 20454 2	24	257	2CKA006300A1646	TA/U3-CG	40 11395 29730 8	26	142
2CKA006220A0622	SRD-1-885	40 11395 20455 9	24	258	2CKA006300A1646	TA/U3-CG	40 11395 29730 8	26	142
2CKA006220A0623	SR-2-885	40 11395 20456 6	24	259	2CKA006300A1646	TA/U3-CG	40 11395 29730 8	26	142
2CKA006220A0624	SRL-2-L-885	40 11395 20457 3	24	260	2CKA006300A1646	TA/U3-CG	40 11395 29730 8	26	193
2CKA006220A0625	SRB-2-885	40 11395 20458 0	24	259	2CKA006300A1646	TA/U3-CG	40 11395 29730 8	26	195
2CKA006220A0626	SRS-2-L-885	40 11395 20459 7	24	261	2CKA006300A1646	TA/U3-CG	40 11395 29730 8	26	198
2CKA006220A0627	SRD-2-L-885	40 11395 20461 0	24	262	2CKA006300A1647	TR/U-CG			192
2CKA006220A0628	SRD-2-R-885	40 11395 20462 7	24	262	2CKA006300A1647	TR/U-CG			195
2CKA006220A0629	SRL-2-R-885	40 11395 20463 4	24	260	2CKA006300A1647	TR/U-CG			197
2CKA006220A0630	SRS-2-R-885	40 11395 20464 1	24	261	2CKA006300A1648	TBR/U4-CG	40 11395 29732 2	26	192
2CKA006220A0634	CP-FCC-885	40 11395 20584 6	24	267	2CKA006300A1648	TBR/U4-CG	40 11395 29732 2	26	192
2CKA006300A1538	TB/U1.1.1-CG	40 11395 23072 5	26	190	2CKA006300A1653	TSN/U-CG	40 11395 29737 7	26	143
2CKA006300A1539	TB/U2.4.1-CG	40 11395 23073 2	26	190	2CKA006300A1653	TSN/U-CG	40 11395 29737 7	26	193
2CKA006300A1540	TB/U2.5.1-CG	40 11395 23074 9	26	190	2CKA006300A1654	TBW/U-CG	40 11395 29738 4	26	193
2CKA006300A1541	TB/U4.4.1-CG	40 11395 23075 6	26	190	2CKA006300A1654	TBW/U-CG	40 11395 29738 4	26	195
2CKA006300A1542	TB/U6.4.1-CG	40 11395 23076 3	26	191	2CKA006300A1654	TBW/U-CG	40 11395 29738 4	26	197
2CKA006300A1543	TB/U12.7.1-CG	40 11395 23077 0	26	191	2CKA006310A0078	6345-866-101-500	40 11395 11868 9	34	206
2CKA006300A1544	TB/U12.8.1-CG	40 11395 23078 7	26	191	2CKA006310A0080	6345-825-101-500	40 11395 11872 6	34	206
2CKA006300A1545	TBR/U4.7.1-CG	40 11395 23079 4	26	192	2CKA006310A0081	6345-24G-101-500	40 11395 11873 3	34	206
2CKA006300A1546	TBR/U4.8.1-CG	40 11395 23081 7	26	192	2CKA006310A0093	6353/20-860-500	40 11395 11892 4	34	208
2CKA006300A1547	TR/U1.1-CG	40 11395 23082 4	26	192	2CKA006310A0094	6353/30-860-500	40 11395 11893 1	34	208
2CKA006300A1548	TBW/U1.1-CG	40 11395 23083 1	26	193	2CKA006310A0095	6353/40-860-500	40 11395 11894 8	34	208
2CKA006300A1549	TA/U3.1.1-CG	40 11395 23084 8	26	142	2CKA006310A0096	6353/50-860-500	40 11395 11895 5	34	208
2CKA006300A1549	TA/U3.1.1-CG	40 11395 23084 8	26	193	2CKA006310A0106	6340-866-101-500	40 11395 13088 9	34	205
2CKA006300A1578	TB/U1.2.1-CG	40 11395 23115 9	26	196	2CKA006310A0108	6340-825-101-500	40 11395 13091 9	34	205
2CKA006300A1579	TB/U2.8.1-CG	40 11395 23116 6	26	194	2CKA006310A0109	6340-24G-101-500	40 11395 13092 6	34	205
2CKA006300A1580	TB/U2.7.1-CG	40 11395 23117 3	26	196	2CKA006310A0114	6341-866-101-500	40 11395 13097 1	34	205
2CKA006300A1581	TB/U4.7.1-CG	40 11395 23118 0	26	196	2CKA006310A0116	6341-825-101-500	40 11395 13099 5	34	205
2CKA006300A1582	TB/U6.7.1-CG	40 11395 23119 7	26	196	2CKA006310A0117	6341-24G-101-500	40 11395 13100 8	34	205
2CKA006300A1583	TR/U2.1-CG	40 11395 23120 3	26	197	2CKA006310A0122	6342-866-101-500	40 11395 13105 3	34	205
2CKA006300A1584	TBW/U2.1-CG	40 11395 23121 0	26	197	2CKA006310A0124	6342-825-101-500	40 11395 13107 7	34	205
2CKA006300A1585	TA/U3.2.1-CG	40 11395 23122 7	26	142	2CKA006310A0125	6342-24G-101-500	40 11395 13108 4	34	205
2CKA006300A1585	TA/U3.2.1-CG	40 11395 23122 7	26	198	2CKA006310A0135	6346/10-101-500	40 11395 13119 0	34	204
2CKA006300A1590	TB/U1.3.1-CG	40 11395 23128 9	26	194	2CKA006310A0137	6346/11-101-500	40 11395 13122 0	34	204
2CKA006300A1593	TB/U4.8.1-CG	40 11395 23132 6	26	194	2CKA006310A0139	6346/12-101-500	40 11395 13124 4	34	205
2CKA006300A1594	TB/U6.8.1-CG	40 11395 23133 3	26	194	2CKA006310A0144	6348-860-101-500	40 11395 13129 9	34	206
2CKA006300A1595	TR/U3.1-CG	40 11395 23134 0	26	195	2CKA006310A0146	6348-825-101-500	40 11395 13131 2	34	206
2CKA006300A1596	TBW/U3.1-CG	40 11395 23135 7	26	195	2CKA006310A0147	6348-24G-101-500	40 11395 13132 9	34	206
2CKA006300A1597	TA/U3.3.1-CG	40 11395 23136 4	26	142	2CKA006310A0152	6349-860-101-500	40 11395 13137 4	34	207
2CKA006300A1597	TA/U3.3.1-CG	40 11395 23136 4	26	195	2CKA006310A0154	6349-825-101-500	40 11395 13140 4	34	207
2CKA006300A1602	TB/U6.5.1-CG	40 11395 25416 5	26	191	2CKA006310A0155	6349-24G-101-500	40 11395 13142 8	34	207
2CKA006300A1603	TSN/U2.1-CG	40 11395 25417 2	26	143	2CKA006310A0157	6350-825-101-500	40 11395 13144 2	34	206
2CKA006300A1603	TSN/U2.1-CG	40 11395 25417 2	26	193	2CKA006310A0162	6352-860-101-500	40 11395 13149 7	34	207
2CKA006300A1611	TZW/U0.1-CK	40 11395 25432 5	26	199	2CKA006310A0164	6352-825-101-500	40 11395 13151 0	34	207
2CKA006300A1612	TB/U4.5.1-CG	40 11395 25626 8	26	191	2CKA006310A0165	6352-24G-101-500	40 11395 13152 7	34	207
2CKA006300A1633	TZE/U0.1-CK	40 11395 25829 3	26	199	2CKA006310A0168	6340-811-101-500	40 11395 15674 2	34	205
2CKA006300A1641	TB/U1-CG	40 11395 29642 4	26	194	2CKA006310A0170	6341-811-101-500	40 11395 15676 6	34	205
2CKA006300A1641	TB/U1-CG	40 11395 29642 4	26	196	2CKA006310A0172	6342-811-101-500	40 11395 15678 0	34	205
2CKA006300A1641	TB/U1-CG	40 11395 29642 4	26	190	2CKA006310A0176	6345-811-101-500	40 11395 15683 4	34	206
2CKA006300A1642	TB/U2-CG	40 11395 29726 1	26	190	2CKA006310A0178	6348-811-101-500	40 11395 15685 8	34	206
2CKA006300A1642	TB/U2-CG	40 11395 29726 1	26	190	2CKA006310A0180	6349-811-101-500	40 11395 15687 2	34	207
2CKA006300A1642	TB/U2-CG	40 11395 29726 1	26	194	2CKA006310A0182	6352-811-101-500	40 11395 15689 6	34	207
2CKA006300A1642	TB/U2-CG	40 11395 29726 1	26	196	2CKA006310A0183	6351/08-825-500	40 11395 19840 7	34	207
2CKA006300A1643	TB/U4-CG	40 11395 29727 8	26	190	2CKA006330A0002	SBS/U6.0.1-84	40 11395 25508 7	26	210
2CKA006300A1643	TB/U4-CG	40 11395 29727 8	26	191	2CKA006330A0004	SBR/U6.0.1-84	40 11395 25566 7	26	210
2CKA006300A1643	TB/U4-CG	40 11395 29727 8	26	194	2CKA006330A0006	SBS/U10.0.1-84	40 11395 25512 4	26	210
2CKA006300A1643	TB/U4-CG	40 11395 29727 8	26	196	2CKA006330A0008	SBR/U10.0.1-84	40 11395 25517 9	26	211
2CKA006300A1644	TB/U6-CG	40 11395 29728 5	26	191	2CKA006330A0010	SBC/U6.0.1-84	40 11395 25519 3	26	211

Selection Table According to Order Code

Order code	Type	EAN	PG	Page	Order code	Type	EAN	PG	Page
2CKA006330A0012	SBC/U10.0.1-84	40 11395 25521 6	26	211	2CKA006599A2835	6541-84	40 11395 99663 8	19	265
2CKA006330A0014	SB/U8.0.1-84	40 11395 25524 7	26	212	2CKA006599A2835	6541-84	40 11395 99663 8	19	265
2CKA006330A0016	SB/U12.0.1-84	40 11395 25546 9	26	212	2CKA006599A2835	6541-84	40 11395 99663 8	19	265
2CKA006330A0018	SAS/A.0.1-84	40 11395 25548 3	26	212	2CKA006599A2835	6541-84	40 11395 99663 8	19	265
2CKA006330A0020	SAB/A.0.1-84	40 11395 25550 6	26	212	2CKA006599A2856	6541-266	40 11395 00634 4	19	265
2CKA006330A0022	SLS/A.0.1-84	40 11395 25552 0	26	213	2CKA006599A2882	6541-81	40 11395 05642 4	19	265
2CKA006330A0024	SLM/A.0.1-84	40 11395 25554 4	26	213	2CKA006599A2882	6541-81	40 11395 05642 4	19	265
2CKA006330A0026	SLB/A.0.1-84	40 11395 25556 8	26	213	2CKA006599A2885	6541-83	40 11395 07445 9	19	265
2CKA006330A0028	SLX/A.0.1-84	40 11395 25558 2	26	214	2CKA006599A2919	6541-783	40 11395 08346 8	19	265
2CKA006330A0030	SLY/A.0.1-84	41 11395 265901	26	214	2CKA006599A2924	6541-866	40 11395 08815 9	19	265
2CKA006330A0036	SBS/U6.0.1-884	40 11395 29870 1	26	210	2CKA006599A2940	6541-803	40 11395 11115 4	19	265
2CKA006330A0037	SBS/U6.0.1-885	40 11395 29871 8	26	210	2CKA006599A2962	6541-884	40 11395 12964 7	19	265
2CKA006330A0038	SBS/U6.0.1-83	40 11395 29872 5	26	210	2CKA006599A2967	6541-885	40 11395 12965 4	19	265
2CKA006330A0042	SBR/U6.0.1-884	40 11395 29876 3	26	210	2CKA006599A2971	6541-774	40 11395 12956 2	19	265
2CKA006330A0043	SBR/U6.0.1-885	40 11395 29877 0	26	210	2CKA006599A2975	6541-775	40 11395 13692 8	19	265
2CKA006330A0044	SBR/U6.0.1-83	40 11395 29878 7	26	210	2CKA006599A3008	2114-214-500	40 11395 17517 0	19	266
2CKA006330A0048	SBS/U10.0.1-884	40 11395 29882 4	26	210	2CKA006800A2514	6828	40 11395 13745 1	14	137
2CKA006330A0049	SBS/U10.0.1-885	40 11395 29883 1	26	210	2CKA006800A2515	6829-84	40 11395 13746 8	14	137
2CKA006330A0050	SBS/U10.0.1-83	40 11395 29884 8	26	210	2CKA006800A2562	6868-204-500	40 11395 15097 9		85
2CKA006330A0054	SBR/U10.0.1-884	40 11395 29888 6	26	211	2CKA006800A2563	6868-208-500	40 11395 15098 6		85
2CKA006330A0055	SBR/U10.0.1-885	40 11395 29889 3	26	211	2CKA006800A2564	6868-35-500	40 11395 15099 3		85
2CKA006330A0056	SBR/U10.0.1-83	40 11395 29890 9	26	211	2CKA006800A2565	6868-201-500	40 11395 15101 3		85
2CKA006330A0060	SBC/U6.0.1-884	40 11395 29894 7	26	211	2CKA006800A2720	6833-84-500	40 11395 18696 1	14	137
2CKA006330A0061	SBC/U6.0.1-885	40 11395 29895 4	26	211	2CKA006800A2721	6833/01-84-500	40 11395 18697 8	14	137
2CKA006330A0062	SBC/U6.0.1-83	40 11395 29896 1	26	211	2CLA212100N1101	N2121 BL	84 27238 24184 5		296
2CKA006330A0066	SBC/U10.0.1-884	40 11395 29900 5	26	211	2CLA212100N1201	N2121 BB	84 27238 24185 2		296
2CKA006330A0067	SBC/U10.0.1-885	40 11395 29901 2	26	211	2CLA212100N1301	N2121 PL	84 27238 24186 9		296
2CKA006330A0068	SBC/U10.0.1-83	40 11395 29902 9	26	211	2CLA212100N1601	N2121 AA	84 27238 24187 6		296
2CKA006330A0072	SB/U8.0.1-884	40 11395 29906 7	26	212	2CLA212100N1801	N2121 AN	84 27238 24188 3		296
2CKA006330A0073	SB/U8.0.1-885	40 11395 29908 1	26	212	2CLA212100N1901	N2121 CV	84 27238 24189 0		296
2CKA006330A0074	SB/U8.0.1-83	40 11395 29909 8	26	212	2CLA212110N1101	N2121.1 BL	84 27238 24202 6		297
2CKA006330A0078	SB/U12.0.1-884	40 11395 29913 5	26	212	2CLA212110N1201	N2121.1 BB	84 27238 24203 3		297
2CKA006330A0079	SB/U12.0.1-885	40 11395 29914 2	26	212	2CLA212110N1301	N2121.1 PL	84 27238 24204 0		297
2CKA006330A0080	SB/U12.0.1-83	40 11395 29915 9	26	212	2CLA212110N1601	N2121.1 AA	84 27238 24205 7		297
2CKA006330A0084	SAS/A.0.1-884	40 11395 29929 6	26	212	2CLA212110N1801	N2121.1 AN	84 27238 24206 4		297
2CKA006330A0085	SAS/A.0.1-885	40 11395 29930 2	26	212	2CLA212110N1901	N2121.1 CV	84 27238 24207 1		297
2CKA006330A0086	SAS/A.0.1-83	40 11395 29931 9	26	212	2CLA212112N1101	N2121.1R BL	84 27238 24791 5		297
2CKA006330A0090	SAB/A.0.1-884	40 11395 29935 7	26	212	2CLA212112N1201	N2121.1R BB	84 27238 24792 2		297
2CKA006330A0091	SAB/A.0.1-885	40 11395 29936 4	26	212	2CLA212112N1301	N2121.1R PL	84 27238 24793 9		297
2CKA006330A0092	SAB/A.0.1-83	40 11395 29937 1	26	212	2CLA212112N1601	N2121.1R AA	84 27238 24794 6		297
2CKA006330A0097	SLS/A.0.1-884	40 11395 29942 5	26	213	2CLA212112N1801	N2121.1R AN	84 27238 24795 3		297
2CKA006330A0098	SLS/A.0.1-885	40 11395 29943 2	26	213	2CLA212112N1901	N2121.1R CV	84 27238 24796 0		297
2CKA006330A0099	SLS/A.0.1-83	40 11395 29944 9	26	213	2CLA212130N1101	N2121.3 BL	84 27238 24208 8		298
2CKA006330A0105	SLM/A.0.1-884	40 11395 29950 0	26	213	2CLA212130N1201	N2121.3 BB	84 27238 24209 5		298
2CKA006330A0106	SLM/A.0.1-885	40 11395 29951 7	26	213	2CLA212130N1301	N2121.3 PL	84 27238 24210 1		298
2CKA006330A0107	SLM/A.0.1-83	40 11395 29952 4	26	213	2CLA212130N1601	N2121.3 AA	84 27238 24211 8		298
2CKA006330A0113	SLB/A.0.1-884	40 11395 29958 6	26	213	2CLA212130N1801	N2121.3 AN	84 27238 24212 5		298
2CKA006330A0114	SLB/A.0.1-885	40 11395 29959 3	26	213	2CLA212130N1901	N2121.3 CV	84 27238 24213 2		298
2CKA006330A0115	SLB/A.0.1-83	40 11395 29960 9	26	213	2CLA212150N1101	N2121.5 BL	84 27238 24214 9		298
2CKA006330A0121	SLX/A.0.1-884	40 11395 29966 1	26	214	2CLA212150N1201	N2121.5 BB	84 27238 24215 6		298
2CKA006330A0122	SLX/A.0.1-885	40 11395 29967 8	26	214	2CLA212150N1301	N2121.5 PL	84 27238 24216 3		298
2CKA006330A0123	SLX/A.0.1-83	40 11395 29968 5	26	214	2CLA212150N1601	N2121.5 AA	84 27238 24217 0		298
2CKA006330A0129	SLY/A.0.1-884	40 11395 29974 6	26	214	2CLA212150N1801	N2121.5 AN	84 27238 24218 7		298
2CKA006330A0130	SLY/A.0.1-885	40 11395 29975 3	26	214	2CLA212150N1901	N2121.5 CV	84 27238 24219 4		298
2CKA006330A0131	SLY/A.0.1-83	40 11395 29976 0	26	214	2CLA212152N1101	N2121.5R BL	84 27238 24797 7		299
2CKA006599A1193	2114-212	40 11395 37870 0	19	265	2CLA212152N1201	N2121.5R BB	84 27238 24798 4		299
2CKA006599A1466	6541-20	40 11395 38100 7	19	265	2CLA212152N1301	N2121.5R PL	84 27238 24799 1		299
2CKA006599A1524	6541-21	40 11395 38150 2	19	265	2CLA212152N1601	N2121.5R AA	84 27238 24800 4		299
2CKA006599A2076	6541-74	40 11395 54180 7	19	265	2CLA212152N1801	N2121.5R AN	84 27238 24801 1		299
2CKA006599A2332	6541-24G	40 11395 70860 6	19	265	2CLA212152N1901	N2121.5R CV	84 27238 24802 8		299
2CKA006599A2832	6541-82	40 11395 99569 3	19	265	2CLA212180N1101	N2121.8 BL	84 27238 24220 0		299
2CKA006599A2832	6541-82	40 11395 99569 3	19	265	2CLA212180N1201	N2121.8 BB	84 27238 24221 7		299
2CKA006599A2832	6541-82	40 11395 99569 3	19	265	2CLA212180N1301	N2121.8 PL	84 27238 24222 4		299

Order code	Type	EAN	PG	Page	Order code	Type	EAN	PG	Page
2CLA212180N1601	N2121.8 AA	84 27238 24223 1		299	2CLA222190N1101	N2221.9 BL	84 27238 24262 0		301
2CLA212180N1801	N2121.8 AN	84 27238 24224 8		299	2CLA222190N1201	N2221.9 BB	84 27238 24263 7		301
2CLA212180N1901	N2121.8 CV	84 27238 24225 5		299	2CLA222190N1301	N2221.9 PL	84 27238 24264 4		301
2CLA212182N1101	N2121.8R BL	84 27238 24803 5		300	2CLA222190N1601	N2221.9 AA	84 27238 24265 1		301
2CLA212182N1201	N2121.8R BB	84 27238 24804 2		300	2CLA222190N1801	N2221.9 AN	84 27238 24266 8		301
2CLA212182N1301	N2121.8R PL	84 27238 24805 9		300	2CLA222190N1901	N2221.9 CV	84 27238 24267 5		301
2CLA212182N1601	N2121.8R AA	84 27238 24806 6		300	2CLA224040N1101	N2240.4 BL	84 27238 10071 5		288
2CLA212190N1101	N2121.9 BL	84 27238 24226 2		300	2CLA224040N1301	N2240.4 PL	84 27238 10073 9		288
2CLA212190N1201	N2121.9 BB	84 27238 24227 9		300	2CLA224040N1801	N2240.4 AN	84 27238 10072 2		288
2CLA212190N1301	N2121.9 PL	84 27238 24228 6		300	2CLA224140N1101	N2241.4 BL	84 27238 10081 4		288
2CLA212190N1601	N2121.9 AA	84 27238 24229 3		300	2CLA224140N1301	N2241.4 PL	84 27238 10083 8		288
2CLA212190N1801	N2121.9 AN	84 27238 24230 9		300	2CLA224140N1801	N2241.4 AN	84 27238 10082 1		288
2CLA212190N1901	N2121.9 CV	84 27238 24231 6		300	2CLA227100B1101	AMD22710 BL	84 27238 25966 6		294
2CLA212192N1101	N2121.9R BL	84 27238 24809 7		301	2CLA227100B1301	AMD22710 PL	84 27238 25967 3		294
2CLA212192N1201	N2121.9R BB	84 27238 24810 3		301	2CLA227100B1801	AMD22710 AN	84 27238 25968 0		294
2CLA212192N1301	N2121.9R PL	84 27238 24811 0		301	2CLA227100B1901	AMD22710 CV	84 27238 25969 7		294
2CLA212192N1601	N2121.9R AA	84 27238 24812 7		301	2CLA227100N1102	N2271 BL	84 27238 11190 2		289
2CLA212192N1801	N2121.9R AN	84 27238 24813 4		301	2CLA227100N1802	N2271 AN	84 27238 11189 6		289
2CLA212192N1901	N2121.9R CV	84 27238 24814 1		301	2CLA227100N1902	N2271 CV	84 27238 11193 3		289
2CLA222100N1101	N2221 BL	84 27238 24190 6		296	2CLA227100N2102	N2271 WG	84 27238 11197 1		289
2CLA222100N1201	N2221 BB	84 27238 24191 3		296	2CLA227100N2202	N2271 PZ	84 27238 11196 4		289
2CLA222100N1301	N2221 PL	84 27238 24192 0		296	2CLA227100N3002	N2271 CB	84 27238 11191 9		289
2CLA222100N1601	N2221 AA	84 27238 24193 7		296	2CLA227100N3102	N2271 CN	84 27238 11192 6		289
2CLA222100N1801	N2221 AN	84 27238 24194 4		296	2CLA227100N3502	N2271 CP	84 27238 11543 6		289
2CLA222100N1901	N2221 CV	84 27238 24195 1		296	2CLA227100N3702	N2271 CC	84 27238 11544 3		289
2CLA222110N1101	N2221.1 BL	84 27238 24238 5		297	2CLA227100N3802	N2271 CF	84 27238 11545 0		289
2CLA222110N1201	N2221.1 BB	84 27238 24239 2		297	2CLA227100N3902	N2271 CH	84 27238 11547 4		289
2CLA222110N1301	N2221.1 PL	84 27238 24240 8		297	2CLA227100N4002	N2271 OX	84 27238 11194 0		289
2CLA222110N1601	N2221.1 AA	84 27238 24241 5		297	2CLA227110N1102	N2271.1 BL	84 27238 11199 5		289
2CLA222110N1801	N2221.1 AN	84 27238 24242 2		297	2CLA227110N1302	N2271.1 PL	84 27238 11201 5		289
2CLA222110N1901	N2221.1 CV	84 27238 24243 9		297	2CLA227110N1802	N2271.1 AN	84 27238 11198 8		289
2CLA222120N1101	N2221.2 BL	84 27238 10032 6		286	2CLA227110N1902	N2271.1 CV	84 27238 11200 8		289
2CLA222120N1301	N2221.2 PL	84 27238 10034 0		286	2CLA227200N1102	N2272 BL	84 27238 11205 3		290
2CLA222120N1801	N2221.2 AN	84 27238 10033 3		286	2CLA227200N1302	N2272 PL	84 27238 11210 7		290
2CLA222130N1101	N2221.3 BL	84 27238 24244 6		298	2CLA227200N1802	N2272 AN	84 27238 11204 6		290
2CLA222130N1201	N2221.3 BB	84 27238 24245 3		298	2CLA227200N1902	N2272 CV	84 27238 11208 4		290
2CLA222130N1301	N2221.3 PL	84 27238 24246 0		298	2CLA227200N2102	N2272 WG	84 27238 11212 1		290
2CLA222130N1601	N2221.3 AA	84 27238 24247 7		298	2CLA227200N2202	N2272 PZ	84 27238 11211 4		290
2CLA222130N1801	N2221.3 AN	84 27238 24248 4		298	2CLA227200N3002	N2272 CB	84 27238 11206 0		290
2CLA222130N1901	N2221.3 CV	84 27238 24249 1		298	2CLA227200N3102	N2272 CN	84 27238 11207 7		290
2CLA222140N1101	N2221.4 BL	84 27238 10043 2		286	2CLA227200N3502	N2272 CP	84 27238 11548 1		290
2CLA222140N1301	N2221.4 PL	84 27238 10045 6		286	2CLA227200N3702	N2272 CC	84 27238 11549 8		290
2CLA222140N1801	N2221.4 AN	84 27238 10044 9		286	2CLA227200N3802	N2272 CF	84 27238 11550 4		290
2CLA222150N1101	N2221.5 BL	84 27238 24250 7		299	2CLA227200N3902	N2272 CH	84 27238 11551 1		290
2CLA222150N1201	N2221.5 BB	84 27238 24251 4		299	2CLA227200N4002	N2272 OX	84 27238 11209 1		290
2CLA222150N1301	N2221.5 PL	84 27238 24252 1		299	2CLA227210N1102	N2272.1 BL	84 27238 11214 5		290
2CLA222150N1601	N2221.5 AA	84 27238 24253 8		299	2CLA227210N1302	N2272.1 PL	84 27238 11216 9		290
2CLA222150N1801	N2221.5 AN	84 27238 24254 5		299	2CLA227210N1802	N2272.1 AN	84 27238 11213 8		290
2CLA222150N1901	N2221.5 CV	84 27238 24255 2		299	2CLA227210N1902	N2272.1 CV	84 27238 11215 2		290
2CLA222160N1101	N2221.6 BL	84 27238 10053 1		287	2CLA227300N1102	N2273 BL	84 27238 11219 0		291
2CLA222160N1301	N2221.6 PL	84 27238 10055 5		287	2CLA227300N1302	N2273 PL	84 27238 11224 4		291
2CLA222160N1801	N2221.6 AN	84 27238 10054 8		287	2CLA227300N1802	N2273 AN	84 27238 11218 3		291
2CLA222170N1101	N2221.7 BL	84 27238 10065 4		287	2CLA227300N1902	N2273 CV	84 27238 11222 0		291
2CLA222170N1301	N2221.7 PL	84 27238 10067 8		287	2CLA227300N2102	N2273 WG	84 27238 11226 8		291
2CLA222170N1801	N2221.7 AN	84 27238 10066 1		287	2CLA227300N2202	N2273 PZ	84 27238 11225 1		291
2CLA222180N1101	N2221.8 BL	84 27238 24256 9		300	2CLA227300N3002	N2273 CB	84 27238 11220 6		291
2CLA222180N1201	N2221.8 BB	84 27238 24257 6		300	2CLA227300N3102	N2273 CN	84 27238 11221 3		291
2CLA222180N1301	N2221.8 PL	84 27238 24258 3		300	2CLA227300N3502	N2273 CP	84 27238 11552 8		291
2CLA222180N1601	N2221.8 AA	84 27238 24259 0		300	2CLA227300N3702	N2273 CC	84 27238 11553 5		291
2CLA222180N1801	N2121.8R AN	84 27238 24260 6		300	2CLA227300N3802	N2273 CF	84 27238 11554 2		291
2CLA222180N1901	N2221.8 AN	84 27238 24260 6		300	2CLA227300N3902	N2273 CH	84 27238 11555 9		291
2CLA222180N1901	N2121.8R CV	84 27238 24261 3		300	2CLA227300N4002	N2273 OX	84 27238 11223 7		291
2CLA222180N1901	N2221.8 CV	84 27238 24261 3		300	2CLA227310N1102	N2273.1 BL	84 27238 11228 2		291

Selection Table According to Order Code

Order code	Type	EAN	PG	Page	Order code	Type	EAN	PG	Page
2CLA227310N1302	N2273.1 PL	84 27238 11230 5		291	2CSK232205R1202	2CSKK1202C	80 12542 32205 4		304
2CLA227310N1802	N2273.1 AN	84 27238 11227 5		291	2CSK289601R1902	TR/U 1.1.CH	80 12542 89601 2		145
2CLA227310N1902	N2273.1 CV	84 27238 11229 9		291	2CSK289601R1902	TR/U 1.1.CH	80 12542 89601 2		305
2CLA227400N1102	N2274 BL	84 27238 11232 9		292	2CSKK5000C	LT/U 1.1.CH	80 1254 226375 3		146
2CLA227400N1302	N2274 PL	84 27238 11237 4		292	2CSKK5000C	LT/U 1.1.CH	80 1254 226375 3		306
2CLA227400N1802	N2274 AN	84 27238 11231 2		292	2CSKK5200C	PTI/U 1.1.CH	80 1254 226385 2		147
2CLA227400N1902	N2274 CV	84 27238 11235 0		292	2CSKK5200C	PTI/U 1.1.CH	80 1254 226385 2		306
2CLA227400N2102	N2274 WG	84 27238 11239 8		292	2CSKK5300C	PRT/U 1.1.CH	80 1254 226395 1		147
2CLA227400N2202	N2274 PZ	84 27238 11238 1		292	2CSKK5300C	PRT/U 1.1.CH	80 1254 226395 1		306
2CLA227400N3002	N2274 CB	84 27238 11233 6		292	2CSKK5400C	CH/T 2	80 1254 226415 6		146
2CLA227400N3102	N2274 CN	84 27238 11234 3		292	2CSKK5400C	CH/T 2	80 1254 226415 6		303
2CLA227400N3502	N2274 CP	84 27238 11556 6		292	2CSKK5400C	CH/T 2	80 1254 226415 6		307
2CLA227400N3702	N2274 CC	84 27238 11557 3		292	2CSY232175R2041	TS/T 1.1	80 12542 32175 0		146
2CLA227400N3802	N2274 CF	84 27238 11558 0		292	2CSY232175R2041	TS/T 1.1	80 12542 32175 0		282
2CLA227400N3902	N2274 CH	84 27238 11559 7		292	2CSY232175R2041	TS/T 1.1	80 12542 32175 0		307
2CLA227400N4002	N2274 OX	84 27238 11236 7		292	2CSY233741S3611	TZE/U.0.3.CK	80 12542 54231 5		143
2CLA227410N1102	N2274.1 BL	84 27238 11241 1		292	2CSY233741S3611	TZE/U.0.3.CK	80 12542 54231 5		199
2CLA227410N1302	N2274.1 PL	84 27238 11243 5		292	2CSY235683R2001	TR/U 1.1	80 12542 35683 7		144
2CLA227410N1802	N2274.1 AN	84 27238 11240 4		292	2CSY235683R2001	TR/U 1.1	80 12542 35683 7		281
2CLA227410N1902	N2274.1 CV	84 27238 11242 8		292	2CSY242070R5200	TH/U 1.1.ZS	80 12542 42070 5		302
2CLA237190N1002	N2371.9V	84 27238 10674 8		293	2CSY242150R0100	RoomGuard-100	80 12542 42150 4	26	148
2CLA237200N2202	N2372.1 PZ	84 27238 10679 3		293	2CSY242150R0100	RoomGuard-100	80 12542 42150 4	26	282
2CLA237200N3002	N2372.1 CB	84 27238 10680 9		293	2CSY242150R0100	RoomGuard-100	80 12542 42150 4	26	303
2CLA237200N3102	N2372.1 CN	84 27238 10681 6		293	2CSY242150R0100	RoomGuard-100	80 12542 42150 4	26	308
2CLA237200N4002	N2372.1 OX	84 27238 10682 3		293	2CSY242150R1106	RA/U 2.8.1	80 12542 51305 6		295
2CLA237210N1102	N2372.1 BL	84 27238 10197 2		293	2CSY242210R5000	TR/U 1.1.ZS	80 12542 42210 5		302
2CLA237210N1302	N2372.1 PL	84 27238 10675 5		293	2CSY242280R1202	RT/U 1.1.ZS	80 12542 42280 8		301
2CLA237210N1802	N2372.1 AN	84 27238 10676 2		293	2CSY244280R0999	RoomGuard-PMS	80 12542 44280 6	26	148
2CLA237210N1902	N2372.1 CV	84 27238 10677 9		293	2CSY244280R0999	RoomGuard-PMS	80 12542 44280 6	26	282
2CLA247200B1101	AMD24720 BL	84 27238 26011 2		294	2CSY244280R0999	RoomGuard-PMS	80 12542 44280 6	26	303
2CLA247200B1301	AMD24720 PL	84 27238 26012 9		294	2CSY244280R0999	RoomGuard-PMS	80 12542 44280 6	26	308
2CLA247200B1801	AMD24720 AN	84 27238 26013 6		294	2CSY244280R1202	RT/U 1.1.ZW	80 12542 51325 4		301
2CLA247200B1901	AMD24720 CV	84 27238 26014 3		294	2CSY244340R5200	TH/U 1.1.ZW	80 12542 44340 7		302
2CLA267310B1101	AMD26731 BL	84 27238 26021 1		294	2CSY244410R5000	TR/U 1.1.ZW	80 12542 44410 7		302
2CLA267310B1301	AMD26731 PL	84 27238 26022 8		294	2CSY244490R0020	RoomGuard-20	80 12542 44490 9	26	148
2CLA267310B1801	AMD26731 AN	84 27238 26023 5		294	2CSY244490R0020	RoomGuard-20	80 12542 44490 9	26	282
2CLA267310B1901	AMD26731 CV	84 27238 26024 2		294	2CSY244490R0020	RoomGuard-20	80 12542 44490 9	26	303
2CLA287410B1101	AMD28741 BL	84 27238 26031 0		294	2CSY244490R0020	RoomGuard-20	80 12542 44490 9	26	308
2CLA287410B1301	AMD28741 PL	84 27238 26032 7		294	2CSY244490R1012	RS/U 1.1	80 12542 51285 1		295
2CLA287410B1801	AMD28741 AN	84 27238 26033 4		294	2CSY245271S3601	TZE/U.0.2.CK	80 12542 54471 5	26	143
2CLA287410B1901	AMD28741 CV	84 27238 26034 1		294	2CSY245271S3601	TZE/U.0.2.CK	80 12542 54471 5	26	199
2CLA627190N1001	AMD5053	84 27238 09914 9		280	2CSY247160R5200	TH/U 1.1.ZC	80 12542 47160 8		302
2CLA637100N1101	AMD5153-ST	84 27238 09681 0		280	2CSY247240R0200	RoomGuard-200	80 12542 47240 7	26	148
2CLA637100N1501	AMD5153-SB	84 27238 09682 7		280	2CSY247240R0200	RoomGuard-200	80 12542 47240 7	26	282
2CLA637100N1601	AMD5153-AG	84 27238 09683 4		280	2CSY247240R0200	RoomGuard-200	80 12542 47240 7	26	303
2CLA637100N1701	AMD5153-MG	84 27238 09684 1		280	2CSY247240R0200	RoomGuard-200	80 12542 47240 7	26	308
2CLA637100N3001	AMD5153-WG	84 27238 22276 9		280	2CSY247240R1105	RB/U 1.1	80 12542 51315 5		296
2CLA637100N3101	AMD5153-BG	84 27238 22277 6		280	2CSY247300R5000	TR/U 1.1.ZC	80 12542 47300 8		302
2CLA637100N6201	AMD5153-DU	84 27238 24547 8		280	2CSY247370R1202	RT/U 1.1.ZC	80 12542 47370 1		301
2CLA637100N6601	AMD5153-MO	84 27238 24549 2		280	2CSY247450R0010	RoomGuard-10	80 12542 47450 0	26	148
2CLA667200N1101	AMD5253-ST	84 27238 09689 6		280	2CSY247450R0010	RoomGuard-10	80 12542 47450 0	26	282
2CLA667200N1501	AMD5253-SB	84 27238 09690 2		280	2CSY247450R0010	RoomGuard-10	80 12542 47450 0	26	303
2CLA667200N1601	AMD5253-AG	84 27238 09691 9		280	2CSY247450R0010	RoomGuard-10	80 12542 47450 0	26	308
2CLA667200N1701	AMD5253-MG	84 27238 09692 6		280	2CSY247450R1003	RS/U 2.1	80 12542 51275 2		295
2CLA667200N3001	AMD5253-WG	84 27238 22278 3		280	2CSY249370R1202	RT/U 1.1.ZA	80 12542 49370 9		301
2CLA667200N3101	AMD5253-BG	84 27238 22279 0		280	2CSY249430R5200	TH/U 1.1.ZA	80 12542 49430 0		302
2CLA667200N6201	AMD5253-DU	84 27238 24577 5		280	2CSY249500R5000	TR/U 1.1.ZA	80 12542 49500 0		302
2CLA667200N6601	AMD5253-MO	84 27238 24579 9		280	2CSY249580R0050	RoomGuard-50	80 12542 49580 2	26	148
2CSK202481R1922	TH/U 1.1.CH	80 12542 02481 1		145	2CSY249580R0050	RoomGuard-50	80 12542 49580 2	26	282
2CSK202481R1922	TH/U 1.1.CH	80 12542 02481 1		305	2CSY249580R0050	RoomGuard-50	80 12542 49580 2	26	303
2CSK206571R1002	2CSKK1002C	80 12542 06571 5		304	2CSY249580R0050	RoomGuard-50	80 12542 49580 2	26	308
2CSK232155R1504	2CSKK1504C	80 12542 32155 2		304	2CSY249580R1103	RA/U 1.16.1	80 12542 51295 0		295
2CSK232195R1003	2CSKK1003C	80 12542 32195 8		304	2CSY259412R2041	TS/T 1	80 12542 59412 3		146

Order code	Type	EAN	PG	Page
2CSY259412R2041	TS/T 1	80 12542 59412 3	282	
2CSY259412R2041	TS/T 1	80 12542 59412 3	307	
2CSY265232R2021	TH/U 1.1	80 12542 65232 8	144	
2CSY265232R2021	TH/U 1.1	80 12542 65232 8	281	
2CSY289611R1941	CH/T 2.1	80 12542 89611 1	146	
2CSY289611R1941	CH/T 2.1	80 12542 89611 1	303	
2CSY289611R1941	CH/T 2.1	80 12542 89611 1	307	
2CSY289621R3801	TP/T 1	80 12542 89621 0	143	
2TAZ730000R0010	PESX/2.10.1-001	69 57625 31667 9	176	
2TAZ730000R0011	PESB/2.10.1-001	69 57625 31685 3	176	
2TAZ730000R0012	PESR/2.10.1-001	69 57625 31703 4	177	
2TAZ730000R0013	PESJ/2.10.1-001	69 57625 31721 8	177	
2TAZ730000R0014	PESD/2.10.1-001	69 57625 31739 3	177	
2TAZ730000R0015	PESF/2.10.1-001	69 57625 31757 7	178	
2TAZ730000R0016	PESZ/2.10.1-001	69 57625 31775 1	178	
2TAZ730000R0020	PESX/2.10.1-002	69 57625 31664 8	176	
2TAZ730000R0021	PESB/2.10.1-002	69 57625 31682 2	176	
2TAZ730000R0022	PESR/2.10.1-002	69 57625 31700 3	177	
2TAZ730000R0023	PESJ/2.10.1-002	69 57625 31718 8	177	
2TAZ730000R0024	PESD/2.10.1-002	69 57625 31736 2	177	
2TAZ730000R0025	PESF/2.10.1-002	69 57625 31754 6	178	
2TAZ730000R0026	PESZ/2.10.1-002	69 57625 31772 0	178	
2TAZ730000R1310	PESX/2.10.1-131	69 57625 31673 0	176	
2TAZ730000R1311	PESB/2.10.1-131	69 57625 31691 4	176	
2TAZ730000R1312	PESR/2.10.1-131	69 57625 31709 6	177	
2TAZ730000R1313	PESJ/2.10.1-131	69 57625 31727 0	177	
2TAZ730000R1314	PESD/2.10.1-131	69 57625 31745 4	177	
2TAZ730000R1315	PESF/2.10.1-131	69 57625 31763 8	178	
2TAZ730000R1316	PESZ/2.10.1-131	69 57625 31781 2	178	
2TAZ730000R1510	PESX/2.10.1-151	69 57625 31676 1	176	
2TAZ730000R1511	PESB/2.10.1-151	69 57625 31694 5	176	
2TAZ730000R1512	PESR/2.10.1-151	69 57625 31712 6	177	
2TAZ730000R1513	PESJ/2.10.1-151	69 57625 31730 0	177	
2TAZ730000R1514	PESD/2.10.1-151	69 57625 31748 5	177	
2TAZ730000R1515	PESF/2.10.1-151	69 57625 31766 9	178	
2TAZ730000R1516	PESZ/2.10.1-151	69 57625 31784 3	178	
2TAZ730000R2010	PESX/2.10.1-201	69 57625 31670 9	176	
2TAZ730000R2011	PESB/2.10.1-201	69 57625 31688 4	176	
2TAZ730000R2012	PESR/2.10.1-201	69 57625 31706 5	177	
2TAZ730000R2013	PESJ/2.10.1-201	69 57625 31724 9	177	
2TAZ730000R2014	PESD/2.10.1-201	69 57625 31742 3	177	
2TAZ730000R2015	PESF/2.10.1-201	69 57625 31760 7	178	
2TAZ730000R2016	PESZ/2.10.1-201	69 57625 31778 2	178	
2TAZ730000R4110	PESX/2.10.1-411	69 57625 31679 2	176	
2TAZ730000R4111	PESB/2.10.1-411	69 57625 31697 6	176	
2TAZ730000R4112	PESR/2.10.1-411	69 57625 31715 7	177	
2TAZ730000R4113	PESJ/2.10.1-411	69 57625 31733 1	177	
2TAZ730000R4114	PESD/2.10.1-411	69 57625 31751 5	177	
2TAZ730000R4115	PESF/2.10.1-411	69 57625 31769 0	178	
2TAZ730000R4116	PESZ/2.10.1-411	69 57625 31787 4	178	
2TAZ730001R0010	PESX/35.10.1-001	69 57625 31668 6	178	
2TAZ730001R0011	PESB/35.10.1-001	69 57625 31686 0	179	
2TAZ730001R0012	PESR/35.10.1-001	69 57625 31704 1	180	
2TAZ730001R0013	PESJ/35.10.1-001	69 57625 31722 5	179	
2TAZ730001R0014	PESD/35.10.1-001	69 57625 31740 9	179	
2TAZ730001R0015	PESF/35.10.1-001	69 57625 31758 4	180	
2TAZ730001R0016	PESZ/35.10.1-001	69 57625 31776 8	180	
2TAZ730001R0020	PESX/35.10.1-002	69 57625 31665 5	178	
2TAZ730001R0021	PESB/35.10.1-002	69 57625 31683 9	179	
2TAZ730001R0022	PESR/35.10.1-002	69 57625 31701 0	180	
2TAZ730001R0023	PESJ/35.10.1-002	69 57625 31719 5	179	
2TAZ730001R0024	PESD/35.10.1-002	69 57625 31737 9	179	
2TAZ730001R0025	PESF/35.10.1-002	69 57625 31755 3	180	

Order code	Type	EAN	PG	Page
2TAZ730001R0026	PESZ/35.10.1-002	69 57625 31773 7	180	
2TAZ730001R1310	PESX/35.10.1-131	69 57625 31674 7	178	
2TAZ730001R1311	PESB/35.10.1-131	69 57625 31692 1	179	
2TAZ730001R1312	PESR/35.10.1-131	69 57625 31710 2	180	
2TAZ730001R1313	PESJ/35.10.1-131	69 57625 31728 7	179	
2TAZ730001R1314	PESD/35.10.1-131	69 57625 31746 1	179	
2TAZ730001R1315	PESF/35.10.1-131	69 57625 31764 5	180	
2TAZ730001R1316	PESZ/35.10.1-131	69 57625 31782 9	180	
2TAZ730001R1510	PESX/35.10.1-151	69 57625 31677 8	178	
2TAZ730001R1511	PESB/35.10.1-151	69 57625 31695 2	179	
2TAZ730001R1512	PESR/35.10.1-151	69 57625 31713 3	180	
2TAZ730001R1513	PESJ/35.10.1-151	69 57625 31731 7	179	
2TAZ730001R1514	PESD/35.10.1-151	69 57625 31749 2	179	
2TAZ730001R1515	PESF/35.10.1-151	69 57625 31767 6	180	
2TAZ730001R1516	PESZ/35.10.1-151	69 57625 31785 0	180	
2TAZ730001R2010	PESX/35.10.1-201	69 57625 31671 6	178	
2TAZ730001R2011	PESB/35.10.1-201	69 57625 31689 1	179	
2TAZ730001R2012	PESR/35.10.1-201	69 57625 31707 2	180	
2TAZ730001R2013	PESJ/35.10.1-201	69 57625 31725 6	179	
2TAZ730001R2014	PESD/35.10.1-201	69 57625 31743 0	179	
2TAZ730001R2015	PESF/35.10.1-201	69 57625 31761 4	180	
2TAZ730001R2016	PESZ/35.10.1-201	69 57625 31779 9	180	
2TAZ730001R4110	PESX/35.10.1-411	69 57625 31680 8	178	
2TAZ730001R4111	PESB/35.10.1-411	69 57625 31698 3	179	
2TAZ730001R4112	PESR/35.10.1-411	69 57625 31716 4	180	
2TAZ730001R4113	PESJ/35.10.1-411	69 57625 31734 8	179	
2TAZ730001R4114	PESD/35.10.1-411	69 57625 31752 2	179	
2TAZ730001R4115	PESF/35.10.1-411	69 57625 31770 6	180	
2TAZ730001R4116	PESZ/35.10.1-411	69 57625 31788 1	180	
2TAZ730010R0010	PESX/235.10.1-001	69 57625 31666 2	181	
2TAZ730010R0011	PESB/235.10.1-001	69 57625 31684 6	181	
2TAZ730010R0012	PESR/235.10.1-001	69 57625 31702 7	182	
2TAZ730010R0013	PESJ/235.10.1-001	69 57625 31720 1	182	
2TAZ730010R0014	PESD/235.10.1-001	69 57625 31738 6	181	
2TAZ730010R0015	PESF/235.10.1-001	69 57625 31756 0	182	
2TAZ730010R0016	PESZ/235.10.1-001	69 57625 31774 4	183	
2TAZ730010R0020	PESX/235.10.1-002	69 57625 31663 1	181	
2TAZ730010R0021	PESB/235.10.1-002	69 57625 31681 5	181	
2TAZ730010R0022	PESR/235.10.1-002	69 57625 31699 0	182	
2TAZ730010R0023	PESJ/235.10.1-002	69 57625 31717 1	182	
2TAZ730010R0024	PESD/235.10.1-002	69 57625 31735 5	181	
2TAZ730010R0025	PESF/235.10.1-002	69 57625 31753 9	182	
2TAZ730010R0026	PESZ/235.10.1-002	69 57625 31771 3	183	
2TAZ730010R1310	PESX/235.10.1-131	69 57625 31672 3	181	
2TAZ730010R1311	PESB/235.10.1-131	69 57625 31690 7	181	
2TAZ730010R1312	PESR/235.10.1-131	69 57625 31708 9	182	
2TAZ730010R1313	PESJ/235.10.1-131	69 57625 31726 3	182	
2TAZ730010R1314	PESD/235.10.1-131	69 57625 31744 7	181	
2TAZ730010R1315	PESF/235.10.1-131	69 57625 31762 1	182	
2TAZ730010R1316	PESZ/235.10.1-131	69 57625 31780 5	183	
2TAZ730010R1510	PESX/235.10.1-151	69 57625 31675 4	181	
2TAZ730010R1511	PESB/235.10.1-151	69 57625 31693 8	181	
2TAZ730010R1512	PESR/235.10.1-151	69 57625 31711 9	182	
2TAZ730010R1513	PESJ/235.10.1-151	69 57625 31729 4	182	
2TAZ730010R1514	PESD/235.10.1-151	69 57625 31747 8	181	
2TAZ730010R1515	PESF/235.10.1-151	69 57625 31765 2	182	
2TAZ730010R1516	PESZ/235.10.1-151	69 57625 31783 6	183	
2TAZ730010R2010	PESX/235.10.1-201	69 57625 31669 3	181	
2TAZ730010R2011	PESB/235.10.1-201	69 57625 31687 7	181	
2TAZ730010R2012	PESR/235.10.1-201	69 57625 31705 8	182	
2TAZ730010R2013	PESJ/235.10.1-201	69 57625 31723 2	182	
2TAZ730010R2014	PESD/235.10.1-201	69 57625 31741 6	181	
2TAZ730010R2015	PESF/235.10.1-201	69 57625 31759 1	182	

Selection Table According to Order Code

Order code	Type	EAN	PG	Page	Order code	Type	EAN	PG	Page
2TAZ730010R2016	PESZ/235.10.1-201	69 57625 31777 5		183	2TMA200050W0007	RT/U 30.0.1-811	69 55891 81618 3	26	115
2TAZ730010R4110	PESX/235.10.1-411	69 57625 31678 5		181	2TMA200160B0003	BOX/U 5.1	69 55891 81620 6	26	115
2TAZ730010R4111	PESB/235.10.1-411	69 57625 31696 9		181	2TMA310011B0001	SD/U12.55.1-825	69 55891 82000 5	26	216
2TAZ730010R4112	PESR/235.10.1-411	69 57625 31714 0		182	2TMA310011B0002	SD/U12.63.1-825	69 55891 82001 2	26	270
2TAZ730010R4113	PEJ/235.10.1-411	69 57625 31732 4		182	2TMA310011B0003	RT/U12.86.1-825	69 55891 82002 9		114
2TAZ730010R4114	PESD/235.10.1-411	69 57625 31750 8		181	2TMA310011B0004	SD/U12.70.1-4015	69 55891 82004 3	26	229
2TAZ730010R4115	PESF/235.10.1-411	69 57625 31768 3		182	2TMA310011W0001	RT/U12.86.1-811	69 55891 82003 6		114
2TAZ730010R4116	PESZ/235.10.1-411	69 57625 31786 7		183	2TMA310051B0001	ST/U10.1.1-825	69 55891 81944 3	26	117
2TAZ730200R0010	PEB/U2.0.1-001	69 57625 31592 4		175	2TMA310051B0002	ST/U10.2.1-825	69 55891 81946 7	26	117
2TAZ730200R0020	PEB/U2.0.1-002	69 57625 31591 7		175	2TMA310051B0003	ST/U10.3.1-825	69 55891 81948 1	26	117
2TAZ730200R1310	PEB/U2.0.1-131	69 57625 31594 8		175	2TMA310051B0004	ST/U10.4.1-825	69 55891 81950 4	26	117
2TAZ730200R1510	PEB/U2.0.1-151	69 57625 31595 5		175	2TMA310051W0001	ST/U10.1.1-811	69 55891 81943 6	26	117
2TAZ730200R2010	PEB/U2.0.1-201	69 57625 31593 1		175	2TMA310051W0002	ST/U10.2.1-811	69 55891 81945 0	26	117
2TAZ730200R4110	PEB/U2.0.1-411	69 57625 31596 2		175	2TMA310051W0003	ST/U10.3.1-811	69 55891 81947 4	26	117
2TAZ730210R0010	PEBR/U2.0.1-001	69 57625 31610 5		172	2TMA310051W0004	ST/U10.4.1-811	69 55891 81949 8	26	117
2TAZ730210R0020	PEBR/U2.0.1-002	69 57625 31609 9		172	2TMA310161B0001	ST/A10.1-825	69 55891 81952 8	26	118
2TAZ730210R1310	PEBR/U2.0.1-131	69 57625 31612 9		172	2TMA310161W0001	ST/A10.1-811	69 55891 81951 1	26	118
2TAZ730210R1510	PEBR/U2.0.1-151	69 57625 31613 6		172	2TYZ120001R0300	YUB/U1.0.1-131	69 41593 46244 5		185
2TAZ730210R2010	PEBR/U2.0.1-201	69 57625 31611 2		172	2TYZ120001R0500	YUB/U1.0.1-411	69 41593 46250 6		185
2TAZ730210R4110	PEBR/U2.0.1-411	69 57625 31614 3		172	2TYZ120001R0600	YUB/U1.0.1-001	69 41593 46238 4		185
2TAZ730300R0010	PEB/U3.0.1-001	69 57625 31598 6		175	2TYZ120002R0300	YUB/U2.0.1-131	69 41593 46245 2		185
2TAZ730300R0020	PEB/U3.0.1-002	69 57625 31597 9		175	2TYZ120002R0500	YUB/U2.0.1-411	69 41593 46251 3		185
2TAZ730300R1310	PEB/U3.0.1-131	69 57625 31600 6		175	2TYZ120002R0600	YUB/U2.0.1-001	69 41593 46239 1		185
2TAZ730300R1510	PEB/U3.0.1-151	69 57625 31601 3		175	2TYZ120003R0300	YUB/U3.0.1-131	69 41593 46246 9		185
2TAZ730300R2010	PEB/U3.0.1-201	69 57625 31599 3		175	2TYZ120003R0500	YUB/U3.0.1-411	69 41593 46252 0		185
2TAZ730300R4110	PEB/U3.0.1-411	69 57625 31602 0		175	2TYZ120003R0600	YUB/U3.0.1-001	69 41593 46240 7		185
2TAZ730310R0010	PEBR/U3.0.1-001	69 57625 31616 7		173	2TYZ120004R0300	YUB/U4.0.1-131	69 41593 46247 6		186
2TAZ730310R0020	PEBR/U3.0.1-002	69 57625 31615 0		173	2TYZ120004R0500	YUB/U4.0.1-411	69 41593 46253 7		186
2TAZ730310R1310	PEBR/U3.0.1-131	69 57625 31618 1		173	2TYZ120004R0600	YUB/U4.0.1-001	69 41593 46241 4		186
2TAZ730310R1510	PEBR/U3.0.1-151	69 57625 31619 8		173	2TYZ120102R0300	YUBR/U0.0.1-131	69 41593 46248 3		186
2TAZ730310R2010	PEBR/U3.0.1-201	69 57625 31617 4		173	2TYZ120102R0500	YUBR/U4.0.1-411	69 41593 46254 4		186
2TAZ730310R4110	PEBR/U3.0.1-411	69 57625 31620 4		173	2TYZ120102R0600	YUBR/U0.0.1-001	69 41593 46242 1		186
2TAZ730500R0010	PEB/U5.0.1-001	69 57625 31604 4		176	2TYZ120104R0300	YUBR/U4.0.1-131	69 41593 46249 0		187
2TAZ730500R0020	PEB/U5.0.1-002	69 57625 31603 7		176	2TYZ120104R0500	YUBR/U4.0.1-411	69 41593 46255 1		187
2TAZ730500R1310	PEB/U5.0.1-131	69 57625 31606 8		176	2TYZ120104R0600	YUBR/U4.0.1-001	69 41593 46243 8		187
2TAZ730500R1510	PEB/U5.0.1-151	69 57625 31607 5		176	7TCA085400R0448	SPD/S 1.1	54 15022 47550 0		18
2TAZ730500R2010	PEB/U5.0.1-201	69 57625 31605 1		176	GHQ3050018R0001	SSF/GB	40 16779 53467 3	50	138
2TAZ730500R4110	PEB/U5.0.1-411	69 57625 31608 2		176	GHQ3201972R0001	MRS/W	40 16779 50660 1	50	135
2TAZ730510R0010	PEBR/U5.0.1-001	69 57625 31622 8		174	GHQ3201972R0011	VMRS/W	40 16779 50658 8	50	135
2TAZ730510R0020	PEBR/U5.0.1-002	69 57625 31621 1		174	GHQ4030001R0004	SWM 4	40 13232 05740 3	50	136
2TAZ730510R1310	PEBR/U5.0.1-131	69 57625 31624 2		174	GHQ4030001R0012	SWM4/RN	40 13232 05750 2	50	136
2TAZ730510R1510	PEBR/U5.0.1-151	69 57625 31625 9		174	GHQ6050053R0001	LL/S 1.1	40 16779 39210 5	20	17
2TAZ730510R2010	PEBR/U5.0.1-201	69 57625 31623 5		174	GHQ6301901R0001	BUSKLEMME	40 12233 80230 2	20	19
2TAZ730510R4110	PEBR/U5.0.1-411	69 57625 31626 6		174	GHQ6301902R0001	KLEMME	40 16779 07930 3	20	19
2TAZ740010R0001	CAR/U 4.1.1.1-84	69 41195 43502 1		100	GHQ6301908R0001	VB/K 200.1	40 16779 46980 7	20	18
2TAZ740010R2001	CAR/U 4.1.1.1-71	69 41195 43503 8		100	GHQ6301908R0002	VB/K 270.1	40 16779 46990 6	20	18
2TAZ741010R0001	CAR/U 4.2.1.1-84	69 41195 43504 5		100	GHQ6301908R0003	VB/K 100.1	40 16779 50103 3	20	18
2TAZ741010R2001	CAR/U 4.2.1.1-71	69 41195 43505 2		100	GHQ6301908R0004	VB/K 360.1	40 16779 84676 9	20	18
2TMA130050B00054	H8237-4B	69 55891 81515 5	23	119	GHQ6301910R0001	KS/K 4.1	40 16779 51725 6	20	11
2TMA130050B00055	H8237-5B	69 55891 81517 9	23	119	GHQ6301910R0011	KS/K 2.1	40 16779 52893 1	20	11
2TMA130050B00065	H8236-4B	69 55891 81697 8	23	118	GHQ6310009R0001	US/E 1	40 16779 00570 8	20	19
2TMA130050B00067	H8236-5B	69 55891 81699 2	23	118	GHQ6310044R0111	ER/U 1.1	40 16779 49725 1	26	93
2TMA130050W00054	H8237-4W	69 55891 81514 8	23	119	GHQ6310062R0111	AM/S 12.1	40 16779 51481 1	26	10
2TMA130050W00055	H8237-5W	69 55891 81516 2	23	119	GHQ6310070R0111	US/U 4.2	40 16779 56481 6	26	33
2TMA130050W00065	H8236-4W	69 55891 81696 1	23	118	GHQ6310070R0111	US/U 4.2	40 16779 56481 6	26	93
2TMA130050W00067	H8236-5W	69 55891 81698 5	23	118	GHQ6310074R0111	US/U 2.2	40 16779 56483 0	26	33
2TMA130160B00089	42361S-B-03	69 55891 81042 6	22	119	GHQ6310074R0111	US/U 2.2	40 16779 56483 0	26	93
2TMA130160B0132	42361F	69 55891 80897 3	22	120	GHQ6310080R0111	LM/S 1.1	40 16779 58121 9	26	110
2TMA130160W0021	42361S-W-03	69 55891 81041 9	22	119	GHQ6310084R0111	JSB/S 1.1	40 16779 57993 3	26	54
2TMA130160W0029	53011PS-03	69 55891 80997 0	23	120	GHQ6310085R0111	SMB/S 1.1	40 16779 58092 2	26	131
2TMA130161B0001	42371S-B	69 55891 81527 8	23	120	GHV9220004V0009	SPGS/W	40 13232 61420 0	50	135
2TMA130161W0001	42371S-W	69 55891 81526 1	23	120	GHV9240001V0011	SAK7	40 13232 74493 8	50	11
2TMA200050B0005	RT/U 30.0.1-825	69 55891 81619 0	26	115					

Selection Table According to Type

Type	Oder code	EAN	PG	Page	Type	Oder code	EAN	PG	Page
I721-181K	2CKA001754A4240	40 11395 05080 4	04	245	I722-833-500	2CKA001754A4576	40 11395 19496 6	04	250
I721-182K-500	2CKA001754A4506	40 11395 17460 9	01	245	I722-835-500	2CKA001754A4566	40 11395 19485 0	04	250
I721-183K-500	2CKA001754A4529	40 11395 17594 1	04	245	I722-836-500	2CKA001754A4571	40 11395 19491 1	04	250
I721-184K-500	2CKA001754A4498	40 11395 17452 4	01	245	I722-838-500	2CKA001754A4561	40 11395 19479 9	04	250
I721-270	2CKA001754A4683	40 11395 25868 2	04	248	I722-843-500	2CKA001754A4596	40 11395 19523 9	04	250
I721-275	2CKA001754A4703	40 11395 25911 5	04	248	I722-84-500	2CKA001754A4539	40 11395 17616 0	01	246
I721-276	2CKA001754A4693	40 11395 26113 2	04	248	I722-845-500	2CKA001754A4586	40 11395 19512 3	04	250
I721-280	2CKA001754A4437	40 11395 15695 7	04	248	I722-846-500	2CKA001754A4591	40 11395 19517 8	04	250
I721-281	2CKA001754A4409	40 11395 12636 3	04	248	I722-848-500	2CKA001754A4581	40 11395 19502 4	04	250
I721-284	2CKA001754A4331	40 11395 11324 0	01	248	I722-860	2CKA001754A4255	40 11395 05681 3	04	247
I721-285	2CKA001754A4334	40 11395 11327 1	04	248	I722-866K-500	2CKA001754A4501	40 11395 17455 5	04	247
I721-286	2CKA001754A4337	40 11395 11331 8	04	248	I722-884K	2CKA001754A4415	40 11395 12825 1	01	245
I721-287	2CKA001754A4340	40 11395 11334 9	04	248	I722-885K-500	2CKA001754A4534	40 11395 17600 9	04	245
I721-288	2CKA001754A4343	40 11395 11337 0	04	248	I723-181K	2CKA001754A4242	40 11395 05082 8	04	245
I721-291-500	2CKA001754A4471	40 11395 16507 2	04	248	I723-182K	2CKA001754A4232	40 11395 05071 2	01	245
I721-80-500	2CKA001754A4535	40 11395 17611 5	04	246	I723-183K-500	2CKA001754A4533	40 11395 17599 6	04	245
I721-80G-500	2CKA001754A4538	40 11395 17615 3	04	246	I723-184K-500	2CKA001754A4502	40 11395 17456 2	01	245
I721-811	2CKA001754A4442	40 11395 15701 5	04	247	I723-270	2CKA001754A4685	40 11395 26112 5	04	248
I721-821	2CKA001754A4258	40 11395 05687 5	04	247	I723-275	2CKA001754A4705	40 11395 25913 9	04	248
I721-823-101	2CKA001754A4356	40 11395 11522 0	04	247	I723-276	2CKA001754A4695	40 11395 25902 3	04	248
I721-825	2CKA001754A4322	40 11395 08891 3	04	247	I723-280	2CKA001754A4439	40 11395 11339 4	04	248
I721-826-101	2CKA001754A4360	40 11395 11526 8	04	247	I723-281	2CKA001754A4411	40 11395 15697 1	04	248
I721-831-500	2CKA001754A4605	40 11395 19533 8	04	250	I723-284	2CKA001754A4333	40 11395 18558 2	04	248
I721-832-500	2CKA001754A4600	40 11395 19527 7	04	250	I723-285	2CKA001754A4336	40 11395 11326 4	01	248
I721-833-500	2CKA001754A4575	40 11395 19495 9	04	250	I723-286	2CKA001754A4339	40 11395 11329 5	04	248
I721-835-500	2CKA001754A4565	40 11395 19484 3	04	250	I723-287	2CKA001754A4342	40 11395 11333 2	04	248
I721-836-500	2CKA001754A4570	40 11395 19489 8	04	250	I723-288	2CKA001754A4345	40 11395 11336 3	04	248
I721-838-500	2CKA001754A4560	40 11395 19478 2	04	250	I723-291-500	2CKA001754A4473	40 11395 16531 7	04	248
I721-843-500	2CKA001754A4595	40 11395 19522 2	04	250	I723-299-500	2CKA001754A4483	40 11395 16539 3	04	248
I721-84-500	2CKA001754A4536	40 11395 17612 2	01	246	I723-80-500	2CKA001754A4540	40 11395 17617 7	04	246
I721-845-500	2CKA001754A4585	40 11395 19506 2	04	250	I723-80G	2CKA001754A4328	40 11395 11307 3	04	246
I721-846-500	2CKA001754A4590	40 11395 19516 1	04	250	I723-811	2CKA001754A4444	40 11395 15703 9	04	247
I721-848-500	2CKA001754A4580	40 11395 19501 7	04	250	I723-821	2CKA001754A4260	40 11395 05691 2	04	247
I721-860	2CKA001754A4254	40 11395 05679 0	04	247	I723-823-101	2CKA001754A4358	40 11395 11524 4	04	247
I721-866K-500	2CKA001754A4500	40 11395 17454 8	04	247	I723-826-101	2CKA001754A4362	40 11395 11528 2	04	247
I721-884K-500	2CKA001754A4531	40 11395 17596 5	01	245	I723-831-500	2CKA001754A4607	40 11395 19535 2	04	250
I721-885K-500	2CKA001754A4532	40 11395 17597 2	04	245	I723-832-500	2CKA001754A4602	40 11395 19529 1	04	250
I722-181K	2CKA001754A4241	40 11395 05081 1	04	245	I723-833-500	2CKA001754A4577	40 11395 19497 3	04	250
I722-182K	2CKA001754A4231	40 11395 05070 5	01	245	I723-835-500	2CKA001754A4567	40 11395 19486 7	04	250
I722-183K-500	2CKA001754A4530	40 11395 17595 8	04	245	I723-836-500	2CKA001754A4572	40 11395 19492 8	04	250
I722-184K-500	2CKA001754A4499	40 11395 17453 1	01	245	I723-838-500	2CKA001754A4562	40 11395 19481 2	04	250
I722-270	2CKA001754A4684	40 11395 25912 2	04	248	I723-843-500	2CKA001754A4597	40 11395 19524 6	04	250
I722-275	2CKA001754A4704	40 11395 25912 2	04	248	I723-84-500	2CKA001754A4541	40 11395 17623 8	01	246
I722-276	2CKA001754A4694	40 11395 25901 6	04	248	I723-845-500	2CKA001754A4587	40 11395 19513 0	04	250
I722-280	2CKA001754A4438	40 11395 15696 4	04	248	I723-846-500	2CKA001754A4592	40 11395 19518 5	04	250
I722-281	2CKA001754A4410	40 11395 12637 0	04	248	I723-848-500	2CKA001754A4582	40 11395 19503 1	04	250
I722-284	2CKA001754A4332	40 11395 11325 7	01	248	I723-860	2CKA001754A4256	40 11395 05683 7	04	247
I722-285	2CKA001754A4335	40 11395 11328 8	04	248	I723-866K	2CKA001754A4319	40 11395 08837 1	04	247
I722-286	2CKA001754A4338	40 11395 11332 5	04	248	I723-884K	2CKA001754A4416	40 11395 12826 8	01	245
I722-287	2CKA001754A4341	40 11395 11335 6	04	248	I723-885K	2CKA001754A4421	40 11395 12832 9	04	245
I722-288	2CKA001754A4344	40 11395 11338 7	04	248	I724-181K	2CKA001754A4243	40 11395 05083 5	04	245
I722-291-500	2CKA001754A4472	40 11395 16519 5	04	248	I724-182K	2CKA001754A4233	40 11395 05073 6	01	245
I722-299-500	2CKA001754A4482	40 11395 16528 7	04	248	I724-183K	2CKA001754A4309	40 11395 07483 1	04	245
I722-80-500	2CKA001754A4537	40 11395 17613 9	04	246	I724-184K	2CKA001754A4238	40 11395 05078 1	01	245
I722-80G	2CKA001754A4327	40 11395 11306 6	04	246	I724-270	2CKA001754A4686	40 11395 25871 2	04	249
I722-811	2CKA001754A4443	40 11395 15702 2	04	247	I724-275	2CKA001754A4706	40 11395 25914 6	04	249
I722-821	2CKA001754A4259	40 11395 05689 9	04	247	I724-276	2CKA001754A4696	40 11395 25904 7	04	249
I722-823-101	2CKA001754A4357	40 11395 11523 7	04	247	I724-280	2CKA001754A4440	40 11395 15698 8	04	249
I722-825	2CKA001754A4323	40 11395 08892 0	04	247	I724-281	2CKA001754A4412	40 11395 12639 4	04	249
I722-825	2CKA001754A4323	40 11395 08892 0	04	247	I724-284	2CKA001754A4346	40 11395 11341 7	01	249
I722-826-101	2CKA001754A4361	40 11395 11527 5	04	247	I724-285	2CKA001754A4348	40 11395 11343 1	04	249
I722-831-500	2CKA001754A4606	40 11395 19534 5	04	250	I724-286	2CKA001754A4350	40 11395 11345 5	04	249
I722-832-500	2CKA001754A4601	40 11395 19528 4	04	250	I724-287	2CKA001754A4352	40 11395 11347 9	04	249

Selection Table According to Type

Type	Oder code	EAN	PG	Page	Type	Oder code	EAN	PG	Page
1724-288	2CKA001754A4354	40 11395 11349 3	04	249	42361F	2TMA130160B0132	69 55891 80897 3	22	120
1724-291-500	2CKA001754A4474	40 11395 16542 3	04	249	42361S-B-03	2TMA130160B0089	69 55891 81042 6	22	119
1724-299-500	2CKA001754A4484	40 11395 16551 5	04	249	42361S-W-03	2TMA130160W0021	69 55891 81041 9	22	119
1724-80	2CKA001754A4107	40 11395 99488 7	04	246	42371S-B	2TMA130161B0001	69 55891 81527 8	23	120
1724-80G	2CKA001754A4329	40 11395 11308 0	04	246	42371S-W	2TMA130161W0001	69 55891 81526 1	23	120
1724-811	2CKA001754A4445	40 11395 15704 6	04	247	53011PS-03	2TMA130160W0029	69 55891 80997 0	23	120
1724-821	2CKA001754A4261	40 11395 05693 6	04	247	6108/06-500	2CKA006133A0221	40 11395 21092 5	26	253
1724-823-101	2CKA001754A4359	40 11395 11525 1	04	247	6108/06-AP-500	2CKA006133A0225	40 11395 21096 3	26	253
1724-825	2CKA001754A4325	40 11395 08894 4	04	247	6108/07-500	2CKA006133A0223	40 11395 21094 9	26	258
1724-826-101	2CKA001754A4363	40 11395 11529 9	04	247	6108/07-AP-500	2CKA006133A0227	40 11395 21098 7	26	253
1724-831-500	2CKA001754A4608	40 11395 19536 9	04	251	6108/18-500	2CKA006134A0319	40 11395 21101 4	26	267
1724-832-500	2CKA001754A4603	40 11395 19531 4	04	251	6108/60-500	2CKA006115A0454	40 11395 21014 7	26	263
1724-833-500	2CKA001754A4578	40 11395 19498 0	04	251	6108/61-20-500	2CKA006115A0476	40 11395 20994 3	26	263
1724-835-500	2CKA001754A4568	40 11395 19487 4	04	251	6108/61-212-500	2CKA006115A0474	40 11395 20992 9	26	263
1724-836-500	2CKA001754A4573	40 11395 19493 5	04	251	6108/61-214-500	2CKA006115A0475	40 11395 20993 6	26	263
1724-838-500	2CKA001754A4563	40 11395 19482 9	04	251	6108/61-21-500	2CKA006115A0477	40 11395 20995 0	26	263
1724-84	2CKA001754A4112	40 11395 99617 1	01	246	6108/61-22G-500	2CKA006115A0478	40 11395 20996 7	26	263
1724-843-500	2CKA001754A4598	40 11395 19525 3	04	251	6108/61-24G-500	2CKA006115A0480	40 11395 20998 1	26	263
1724-845-500	2CKA001754A4588	40 11395 19514 7	04	251	6108/61-260-500	2CKA006115A0481	40 11395 20999 8	26	263
1724-846-500	2CKA001754A4593	40 11395 19519 2	04	251	6108/61-266-500	2CKA006115A0482	40 11395 21001 7	26	263
1724-848-500	2CKA001754A4583	40 11395 19504 8	04	251	6108/61-803-500	2CKA006115A0489	40 11395 21008 6	26	263
1724-860	2CKA001754A4257	40 11395 05685 1	04	247	6108/61-81-500	2CKA006115A0483	40 11395 21002 4	26	263
1724-866K	2CKA001754A4320	40 11395 08839 5	04	247	6108/61-82-500	2CKA006115A0484	40 11395 21003 1	26	263
1724-884K	2CKA001754A4417	40 11395 12827 5	01	245	6108/61-83-500	2CKA006115A0485	40 11395 21004 8	26	263
1724-885K	2CKA001754A4422	40 11395 12833 6	04	245	6108/61-840-500	2CKA006155A0121	40 11395 22087 0	26	263
1725-181K	2CKA001754A4244	40 11395 05084 2	04	245	6108/61-84-500	2CKA006115A0486	40 11395 21005 5	26	263
1725-182K	2CKA001754A4234	40 11395 05074 3	01	245	6108/61-866-500	2CKA006115A0492	40 11395 21013 2	26	263
1725-183K	2CKA001754A4310	40 11395 07484 8	04	245	6108/61-884-500	2CKA006115A0487	40 11395 21006 2	26	263
1725-184K-500	2CKA001754A4517	40 11395 17472 2	01	245	6108/61-885-500	2CKA006115A0488	40 11395 21007 9	26	263
1725-270	2CKA001754A4687	40 11395 25872 9	04	249	6108/61-914	2CKA006155A0115	40 11395 22081 8	26	263
1725-275	2CKA001754A4707	40 11395 25915 3	04	249	6109/03-212-500	2CKA006155A0051	40 11395 20903 5	26	269
1725-276	2CKA001754A4697	40 11395 25905 4	04	249	6109/03-214-500	2CKA006155A0052	40 11395 20904 2	26	269
1725-280	2CKA001754A4441	40 11395 15699 5	04	249	6109/03-803-500	2CKA006155A0066	40 11395 20927 1	26	269
1725-281	2CKA001754A4413	40 11395 12661 5	04	249	6109/03-81-500	2CKA006155A0060	40 11395 20921 9	26	269
1725-284	2CKA001754A4347	40 11395 11342 4	01	249	6109/03-81-500	2CKA006155A0060	40 11395 20921 9	26	269
1725-285	2CKA001754A4349	40 11395 11344 8	04	249	6109/03-81-500	2CKA006155A0060	40 11395 20921 9	26	269
1725-286	2CKA001754A4351	40 11395 11346 2	04	249	6109/03-82-500	2CKA006155A0061	40 11395 20922 6	26	269
1725-287	2CKA001754A4353	40 11395 11348 6	04	249	6109/03-82-500	2CKA006155A0061	40 11395 20922 6	26	269
1725-288	2CKA001754A4355	40 11395 11351 6	04	249	6109/03-82-500	2CKA006155A0061	40 11395 20922 6	26	269
1725-291-500	2CKA001754A4475	40 11395 16553 9	04	249	6109/03-82-500	2CKA006155A0061	40 11395 20922 6	26	269
1725-299-500	2CKA001754A4485	40 11395 16562 1	04	249	6109/03-83-500	2CKA006155A0062	40 11395 20923 3	26	269
1725-80	2CKA001754A4108	40 11395 99492 4	04	246	6109/03-840-500	2CKA006155A0114	40 11395 22079 5	26	269
1725-80G	2CKA001754A4330	40 11395 11309 7	04	246	6109/03-84-500	2CKA006155A0063	40 11395 20924 0	26	269
1725-831-500	2CKA001754A4609	40 11395 19537 6	04	251	6109/03-84-500	2CKA006155A0063	40 11395 20924 0	26	269
1725-832-500	2CKA001754A4604	40 11395 19532 1	04	251	6109/03-84-500	2CKA006155A0063	40 11395 20924 0	26	269
1725-833-500	2CKA001754A4579	40 11395 19499 7	04	251	6109/03-84-500	2CKA006155A0063	40 11395 20924 0	26	269
1725-835-500	2CKA001754A4569	40 11395 19488 1	04	251	6109/03-866-500	2CKA006155A0069	40 11395 20931 8	26	269
1725-836-500	2CKA001754A4574	40 11395 19494 2	04	251	6109/03-884-500	2CKA006155A0064	40 11395 20925 7	26	269
1725-838-500	2CKA001754A4564	40 11395 19483 6	04	251	6109/03-885-500	2CKA006155A0065	40 11395 20926 4	26	269
1725-84	2CKA001754A4113	40 11395 99619 5	01	246	6109/05-500	2CKA006181A0013	40 11395 20873 1	26	264
1725-843-500	2CKA001754A4599	40 11395 19526 0	04	251	6109/08-500	2CKA006134A0313	40 11395 20875 5	26	264
1725-845-500	2CKA001754A4589	40 11395 19515 4	04	251	6109/18-500	2CKA006134A0315	40 11395 20877 9	26	268
1725-846-500	2CKA001754A4594	40 11395 19521 5	04	251	6109/28-500	2CKA006134A0317	40 11395 20879 3	26	268
1725-848-500	2CKA001754A4584	40 11395 19505 5	04	251	6120/12-101-500	2CKA006120A0075	40 11395 13548 8	26	204
1725-866K	2CKA001754A4321	40 11395 08842 5	04	247	6120/12-101-508	2CKA006120A0076	40 11395 14733 7	26	204
1725-884K	2CKA001754A4418	40 11395 12828 2	01	245	6120/13-500	2CKA006120A0072	40 11395 10227 5	26	204
1725-885K	2CKA001754A4423	40 11395 12834 3	04	245	6120/13-508	2CKA006120A0073	40 11395 11658 6	26	204
2114-212	2CKA006599A1193	40 11395 37870 0	19	265	6122/02-803-500	2CKA006132A0290	40 11395 14067 3	26	242
2114-214-500	2CKA006599A3008	40 11395 17517 0	19	266	6122/02-81-500	2CKA006132A0283	40 11395 14060 4	26	242
2CSKK1002C	2CSK206571R1002	80 12542 06571 5	304		6122/02-81-500	2CKA006132A0283	40 11395 14060 4	26	242
2CSKK1003C	2CSK232195R1003	80 12542 32195 8	304		6122/02-82-500	2CKA006132A0284	40 11395 14061 1	26	242
2CSKK1202C	2CSK232205R1202	80 12542 32205 4	304		6122/02-82-500	2CKA006132A0284	40 11395 14061 1	26	242
2CSKK1504C	2CSK232155R1504	80 12542 32155 2	304		6122/02-82-500	2CKA006132A0284	40 11395 14061 1	26	242

Selection Table According to Type

Type	Oder code	EAN	PG	Page	Type	Oder code	EAN	PG	Page
6122/02-83-500	2CKA006132A0285	40 11395 14062 8	26	242	6125/02-83-500	2CKA006115A0218	40 11395 13961 5	26	240
6122/02-84-500	2CKA006132A0263	40 11395 13521 1	26	242	6125/02-840-500	2CKA006115A0452	40 11395 19553 6	26	240
6122/02-84-500	2CKA006132A0263	40 11395 13521 1	26	242	6125/02-84-500	2CKA006115A0219	40 11395 13962 2	26	240
6122/02-84-500	2CKA006132A0263	40 11395 13521 1	26	242	6125/02-84-500	2CKA006115A0219	40 11395 13962 2	26	240
6122/02-84-500	2CKA006132A0263	40 11395 13521 1	26	242	6125/02-84-500	2CKA006115A0219	40 11395 13962 2	26	240
6122/02-866-500	2CKA006132A0289	40 11395 14066 6	26	242	6125/02-84-500	2CKA006115A0219	40 11395 13962 2	26	240
6122/02-884-500	2CKA006132A0292	40 11395 14069 7	26	242	6125/02-866-500	2CKA006115A0223	40 11395 13966 0	26	240
6122/02-885-500	2CKA006132A0293	40 11395 14070 3	26	242	6125/02-884-500	2CKA006115A0226	40 11395 13969 1	26	240
6122/10-212-500	2CKA006132A0373	40 11395 21123 6	26	243	6125/02-885-500	2CKA006115A0227	40 11395 13971 4	26	240
6122/10-214-500	2CKA006132A0374	40 11395 21124 3	26	243	6125/20-981-500	2CKA006115A0443	40 11395 15781 7	26	278
6122/10-803-500	2CKA006132A0382	40 11395 21133 5	26	243	6125/98-509	2CKA006115A0444	40 11395 15782 4	26	286
6122/10-81-500	2CKA006132A0376	40 11395 21126 7	26	243	6126/01-803-500	2CKA006116A0202	40 11395 13994 3	26	237
6122/10-81-500	2CKA006132A0376	40 11395 21126 7	26	243	6126/01-81-500	2CKA006116A0195	40 11395 13985 1	26	237
6122/10-81-500	2CKA006132A0376	40 11395 21126 7	26	243	6126/01-81-500	2CKA006116A0195	40 11395 13985 1	26	237
6122/10-82-500	2CKA006132A0377	40 11395 21127 4	26	243	6126/01-82-500	2CKA006116A0196	40 11395 13986 8	26	237
6122/10-82-500	2CKA006132A0377	40 11395 21127 4	26	243	6126/01-82-500	2CKA006116A0196	40 11395 13986 8	26	237
6122/10-82-500	2CKA006132A0377	40 11395 21127 4	26	243	6126/01-82-500	2CKA006116A0196	40 11395 13986 8	26	237
6122/10-82-500	2CKA006132A0377	40 11395 21127 4	26	243	6126/01-82-500	2CKA006116A0196	40 11395 13986 8	26	237
6122/10-83-500	2CKA006132A0378	40 11395 21128 1	26	243	6126/01-83-500	2CKA006116A0197	40 11395 13987 5	26	237
6122/10-840-500	2CKA006132A0407	40 11395 21863 1	26	243	6126/01-84-500	2CKA006116A0174	40 11395 13574 7	26	237
6122/10-84-500	2CKA006132A0379	40 11395 21129 8	26	243	6126/01-84-500	2CKA006116A0174	40 11395 13574 7	26	237
6122/10-84-500	2CKA006132A0379	40 11395 21129 8	26	243	6126/01-84-500	2CKA006116A0174	40 11395 13574 7	26	237
6122/10-84-500	2CKA006132A0379	40 11395 21129 8	26	243	6126/01-84-500	2CKA006116A0174	40 11395 13574 7	26	237
6122/10-84-500	2CKA006132A0379	40 11395 21129 8	26	243	6126/01-866-500	2CKA006116A0201	40 11395 13993 6	26	237
6122/10-84-500	2CKA006132A0379	40 11395 21129 8	26	243	6126/01-884-500	2CKA006116A0204	40 11395 13996 7	26	237
6122/10-866-500	2CKA006132A0385	40 11395 21136 6	26	243	6126/01-885-500	2CKA006116A0205	40 11395 13997 4	26	237
6122/10-884-500	2CKA006132A0380	40 11395 21131 1	26	243	6126/02-803-500	2CKA006116A0214	40 11395 14007 9	26	240
6122/10-885-500	2CKA006132A0381	40 11395 21132 8	26	243	6126/02-81-500	2CKA006116A0206	40 11395 13998 1	26	240
6123/20-500	2CKA006123A0001	40 11395 15797 8	26	279	6126/02-81-500	2CKA006116A0206	40 11395 13998 1	26	240
6123/20-500	2CKA006123A0001	40 11395 15797 8	26	289	6126/02-81-500	2CKA006116A0206	40 11395 13998 1	26	240
6123/21-500	2CKA006123A0002	40 11395 15798 5	26	279	6126/02-82-500	2CKA006116A0207	40 11395 13999 8	26	240
6123/21-500	2CKA006123A0002	40 11395 15798 5	26	289	6126/02-82-500	2CKA006116A0207	40 11395 13999 8	26	240
6123/22-500	2CKA006123A0003	40 11395 15799 2	26	279	6126/02-82-500	2CKA006116A0207	40 11395 13999 8	26	240
6123/22-500	2CKA006123A0003	40 11395 15799 2	26	289	6126/02-82-500	2CKA006116A0207	40 11395 13999 8	26	240
6123/23-500	2CKA006123A0004	40 11395 15801 2	26	279	6126/02-82-500	2CKA006116A0207	40 11395 13999 8	26	240
6123/23-500	2CKA006123A0004	40 11395 15801 2	26	289	6126/02-83-500	2CKA006116A0208	40 11395 14001 7	26	240
6123/24-500	2CKA006123A0005	40 11395 17645 0	26	279	6126/02-840-500	2CKA006116A0227	40 11395 19554 3	26	240
6123/24-500	2CKA006123A0005	40 11395 17645 0	26	289	6126/02-84-500	2CKA006116A0209	40 11395 14002 4	26	240
6123/26-500	2CKA006123A0006	40 11395 17646 7	26	279	6126/02-84-500	2CKA006116A0209	40 11395 14002 4	26	240
6123/26-500	2CKA006123A0006	40 11395 17646 7	26	289	6126/02-84-500	2CKA006116A0209	40 11395 14002 4	26	240
6124/08-981-500	2CKA006134A0309	40 11395 18912 2	26	279	6126/02-84-500	2CKA006116A0209	40 11395 14002 4	26	240
6124/88-509	2CKA006134A0310	40 11395 18919 3	26	288	6126/02-866-500	2CKA006116A0213	40 11395 14006 2	26	240
6125/01-803-500	2CKA006115A0212	40 11395 13954 7	26	237	6126/02-884-500	2CKA006116A0216	40 11395 14009 3	26	240
6125/01-81-500	2CKA006115A0205	40 11395 13947 9	26	237	6126/02-885-500	2CKA006116A0217	40 11395 14011 6	26	240
6125/01-81-500	2CKA006115A0205	40 11395 13947 9	26	237	6126/20-981-500	2CKA006116A0218	40 11395 15784 8	26	278
6125/01-82-500	2CKA006115A0206	40 11395 13948 6	26	237	6126/98-509	2CKA006116A0219	40 11395 15785 5	26	286
6125/01-82-500	2CKA006115A0206	40 11395 13948 6	26	237	6127/01-803-500	2CKA006117A0228	40 11395 14031 4	26	237
6125/01-82-500	2CKA006115A0206	40 11395 13948 6	26	237	6127/01-81-500	2CKA006117A0221	40 11395 14024 6	26	237
6125/01-83-500	2CKA006115A0207	40 11395 13949 3	26	237	6127/01-81-500	2CKA006117A0221	40 11395 14024 6	26	237
6125/01-84-500	2CKA006115A0183	40 11395 13559 4	26	237	6127/01-82-500	2CKA006117A0222	40 11395 14025 3	26	237
6125/01-84-500	2CKA006115A0183	40 11395 13559 4	26	237	6127/01-82-500	2CKA006117A0222	40 11395 14025 3	26	237
6125/01-84-500	2CKA006115A0183	40 11395 13559 4	26	237	6127/01-82-500	2CKA006117A0222	40 11395 14025 3	26	237
6125/01-84-500	2CKA006115A0183	40 11395 13559 4	26	237	6127/01-82-500	2CKA006117A0222	40 11395 14025 3	26	237
6125/01-866-500	2CKA006115A0211	40 11395 13953 0	26	237	6127/01-83-500	2CKA006117A0223	40 11395 14026 0	26	237
6125/01-884-500	2CKA006115A0214	40 11395 13956 1	26	237	6127/01-84-500	2CKA006117A0200	40 11395 13588 4	26	237
6125/01-885-500	2CKA006115A0215	40 11395 13957 8	26	237	6127/01-84-500	2CKA006117A0200	40 11395 13588 4	26	237
6125/02-803-500	2CKA006115A0224	40 11395 13967 7	26	240	6127/01-84-500	2CKA006117A0200	40 11395 13588 4	26	237
6125/02-81-500	2CKA006115A0216	40 11395 13958 5	26	240	6127/01-84-500	2CKA006117A0200	40 11395 13588 4	26	237
6125/02-81-500	2CKA006115A0216	40 11395 13958 5	26	240	6127/01-84-500	2CKA006117A0200	40 11395 13588 4	26	237
6125/02-81-500	2CKA006115A0216	40 11395 13958 5	26	240	6127/01-866-500	2CKA006117A0227	40 11395 14030 7	26	237
6125/02-82-500	2CKA006115A0217	40 11395 13959 2	26	240	6127/01-884-500	2CKA006117A0230	40 11395 14033 8	26	237
6125/02-82-500	2CKA006115A0217	40 11395 13959 2	26	240	6127/01-885-500	2CKA006117A0231	40 11395 14034 5	26	237
6125/02-82-500	2CKA006115A0217	40 11395 13959 2	26	240	6127/02-803-500	2CKA006117A0240	40 11395 14044 4	26	240
6125/02-82-500	2CKA006115A0217	40 11395 13959 2	26	240	6127/02-81-500	2CKA006117A0232	40 11395 14035 2	26	240
6125/02-82-500	2CKA006115A0217	40 11395 13959 2	26	240	6127/02-81-500	2CKA006117A0232	40 11395 14035 2	26	240
6125/02-82-500	2CKA006115A0217	40 11395 13959 2	26	240	6127/02-81-500	2CKA006117A0232	40 11395 14035 2	26	240
6125/02-82-500	2CKA006115A0217	40 11395 13959 2	26	240	6127/02-82-500	2CKA006117A0233	40 11395 14036 9	26	240

Type	Oder code	EAN	PG	Page	Type	Oder code	EAN	PG	Page
6127/02-82-500	2CKA006117A0233	40 11395 14036 9	26	240	6131/50-24-500	2CKA006132A0399	40 11395 21644 6	26	81
6127/02-82-500	2CKA006117A0233	40 11395 14036 9	26	240	6131/51-183-500	2CKA006132A0414	40 11395 22231 7	26	82
6127/02-82-500	2CKA006117A0233	40 11395 14036 9	26	240	6131/51-24-500	2CKA006132A0413	40 11395 22229 4	26	82
6127/02-83-500	2CKA006117A0234	40 11395 14037 6	26	240	6136/07 UP-500	2CKA006136A0212	40 11395 22352 9	26	117
6127/02-840-500	2CKA006117A0252	40 11395 19556 7	26	240	6138/11-83-500	2CKA006138A0005	40 11395 11613 5	26	101
6127/02-84-500	2CKA006117A0235	40 11395 14038 3	26	240	6138/11-84-500	2CKA006138A0003	40 11395 11609 8	26	101
6127/02-84-500	2CKA006117A0235	40 11395 14038 3	26	240	6149/21-500	2CKA006133A0201	40 11395 11896 2	26	208
6127/02-84-500	2CKA006117A0235	40 11395 14038 3	26	240	6155/30-500	2CKA006151A0254	40 11395 20208 1	33	72
6127/02-84-500	2CKA006117A0235	40 11395 14038 3	26	240	6155/40-500	2CKA006151A0256	40 11395 20211 1	33	73
6127/02-866-500	2CKA006117A0239	40 11395 14043 7	26	240	6179/01-204-500	2CKA006132A0313	40 11395 16854 7	26	84
6127/02-884-500	2CKA006117A0242	40 11395 14046 8	26	240	6179/01-208-500	2CKA006132A0314	40 11395 16856 1	26	84
6127/02-885-500	2CKA006117A0243	40 11395 14047 5	26	240	6179/02-204-500	2CKA006132A0317	40 11395 16861 5	26	84
6128/28-803-500	2CKA006134A0336	40 11395 21386 5	26	244	6179/02-208-500	2CKA006132A0318	40 11395 16862 2	26	84
6128/28-81-500	2CKA006134A0331	40 11395 21381 0	26	244	6179-500	2CKA006132A0320	40 11395 16865 3	26	84
6128/28-81-500	2CKA006134A0331	40 11395 21381 0	26	244	6340-24G-101-500	2CKA006310A0109	40 11395 13092 6	34	205
6128/28-81-500	2CKA006134A0331	40 11395 21381 0	26	244	6340-811-101-500	2CKA006310A0168	40 11395 15674 2	34	205
6128/28-82-500	2CKA006134A0332	40 11395 21382 7	26	244	6340-825-101-500	2CKA006310A0108	40 11395 13091 9	34	205
6128/28-82-500	2CKA006134A0332	40 11395 21382 7	26	244	6340-866-101-500	2CKA006310A0106	40 11395 13088 9	34	205
6128/28-82-500	2CKA006134A0332	40 11395 21382 7	26	244	6341-24G-101-500	2CKA006310A0117	40 11395 13100 8	34	205
6128/28-82-500	2CKA006134A0332	40 11395 21382 7	26	244	6341-811-101-500	2CKA006310A0170	40 11395 15676 6	34	205
6128/28-83-500	2CKA006134A0333	40 11395 21383 4	26	244	6341-825-101-500	2CKA006310A0116	40 11395 13099 5	34	205
6128/28-840-500	2CKA006134A0342	40 11395 21724 5	26	244	6341-866-101-500	2CKA006310A0114	40 11395 13097 1	34	205
6128/28-84-500	2CKA006134A0334	40 11395 21384 1	26	244	6342-24G-101-500	2CKA006310A0125	40 11395 13108 4	34	205
6128/28-84-500	2CKA006134A0334	40 11395 21384 1	26	244	6342-811-101-500	2CKA006310A0172	40 11395 15678 0	34	205
6128/28-84-500	2CKA006134A0334	40 11395 21384 1	26	244	6342-825-101-500	2CKA006310A0124	40 11395 13107 7	34	205
6128/28-84-500	2CKA006134A0334	40 11395 21384 1	26	244	6342-866-101-500	2CKA006310A0122	40 11395 13105 3	34	205
6128/28-866-500	2CKA006134A0335	40 11395 21385 8	26	244	6345-24G-101-500	2CKA006310A0081	40 11395 11873 3	34	206
6128/28-884-500	2CKA006134A0338	40 11395 21388 9	26	244	6345-811-101-500	2CKA006310A0176	40 11395 15683 4	34	206
6128/28-885-500	2CKA006134A0339	40 11395 21389 6	26	244	6345-825-101-500	2CKA006310A0080	40 11395 11872 6	34	206
6129/01-803-500	2CKA006135A0163	40 11395 14101 4	26	241	6345-866-101-500	2CKA006310A0078	40 11395 11868 9	34	206
6129/01-81-500	2CKA006135A0156	40 11395 14094 9	26	241	6346/10-101-500	2CKA006310A0135	40 11395 13119 0	34	204
6129/01-81-500	2CKA006135A0156	40 11395 14094 9	26	241	6346/11-101-500	2CKA006310A0137	40 11395 13122 0	34	204
6129/01-82-500	2CKA006135A0157	40 11395 14095 6	26	241	6346/12-101-500	2CKA006310A0139	40 11395 13124 4	34	205
6129/01-82-500	2CKA006135A0157	40 11395 14095 6	26	241	6348-24G-101-500	2CKA006310A0147	40 11395 13132 9	34	206
6129/01-82-500	2CKA006135A0157	40 11395 14095 6	26	241	6348-811-101-500	2CKA006310A0178	40 11395 15685 8	34	206
6129/01-83-500	2CKA006135A0158	40 11395 14096 3	26	241	6348-825-101-500	2CKA006310A0146	40 11395 13131 2	34	206
6129/01-84-500	2CKA006135A0146	40 11395 13616 4	26	241	6348-860-101-500	2CKA006310A0144	40 11395 13129 9	34	206
6129/01-84-500	2CKA006135A0146	40 11395 13616 4	26	241	6349-24G-101-500	2CKA006310A0155	40 11395 13142 8	34	207
6129/01-84-500	2CKA006135A0146	40 11395 13616 4	26	241	6349-811-101-500	2CKA006310A0180	40 11395 15687 2	34	207
6129/01-84-500	2CKA006135A0146	40 11395 13616 4	26	241	6349-825-101-500	2CKA006310A0154	40 11395 13140 4	34	207
6129/01-866-500	2CKA006135A0162	40 11395 14100 7	26	241	6349-860-101-500	2CKA006310A0152	40 11395 13137 4	34	207
6129/01-884-500	2CKA006135A0165	40 11395 14103 8	26	241	6350-825-101-500	2CKA006310A0157	40 11395 13144 2	34	206
6129/01-885-500	2CKA006135A0166	40 11395 14104 5	26	241	6351/08-825-500	2CKA006310A0183	40 11395 19840 7	34	207
6129/20-981-500	2CKA006118A0104	40 11395 15787 9	26	278	6352-24G-101-500	2CKA006310A0165	40 11395 13152 7	34	207
6129/21-981-500	2CKA006118A0107	40 11395 15791 6	26	278	6352-811-101-500	2CKA006310A0182	40 11395 15689 6	34	207
6129/96-509	2CKA006118A0105	40 11395 15788 6	26	287	6352-825-101-500	2CKA006310A0164	40 11395 13151 0	34	207
6129/98-509	2CKA006118A0108	40 11395 15792 3	26	287	6352-860-101-500	2CKA006310A0162	40 11395 13149 7	34	207
6131/20-183-500	2CKA006132A0343	40 11395 18589 6	26	76	6353/20-860-500	2CKA006310A0093	40 11395 11892 4	34	208
6131/20-24-500	2CKA006132A0342	40 11395 18588 9	26	76	6353/30-860-500	2CKA006310A0094	40 11395 11893 1	34	208
6131/21-183-500	2CKA006132A0345	40 11395 18591 9	26	77	6353/40-860-500	2CKA006310A0095	40 11395 11894 8	34	208
6131/21-24-500	2CKA006132A0344	40 11395 18590 2	26	77	6353/50-860-500	2CKA006310A0096	40 11395 11895 5	34	208
6131/29-183-500	2CKA006132A0352	40 11395 18599 5	26	83	6541-20	2CKA006599A1466	40 11395 38100 7	19	265
6131/29-24-500	2CKA006132A0351	40 11395 18598 8	26	83	6541-21	2CKA006599A1524	40 11395 38150 2	19	265
6131/30-183-500	2CKA006132A0347	40 11395 18593 3	26	78	6541-24G	2CKA006599A2332	40 11395 70860 6	19	265
6131/30-24-500	2CKA006132A0346	40 11395 18592 6	26	78	6541-266	2CKA006599A2856	40 11395 00634 4	19	265
6131/31-183-500	2CKA006132A0349	40 11395 18596 4	26	79	6541-74	2CKA006599A2076	40 11395 54180 7	19	265
6131/31-24-500	2CKA006132A0348	40 11395 18594 0	26	79	6541-774	2CKA006599A2971	40 11395 12956 2	19	265
6131/38-183-500	2CKA006132A0404	40 11395 21658 3	26	83	6541-775	2CKA006599A2975	40 11395 13692 8	19	265
6131/38-24-500	2CKA006132A0403	40 11395 21655 2	26	83	6541-783	2CKA006599A2919	40 11395 08346 8	19	265
6131/39-183-500	2CKA006132A0354	40 11395 18601 5	26	83	6541-803	2CKA006599A2940	40 11395 11115 4	19	265
6131/39-24-500	2CKA006132A0353	40 11395 18600 8	26	83	6541-81	2CKA006599A2882	40 11395 05642 4	19	265
6131/40-24-500	2CKA006132A0350	40 11395 18597 1	26	80	6541-81	2CKA006599A2882	40 11395 05642 4	19	265
6131/50-183-500	2CKA006132A0400	40 11395 21645 3	26	81	6541-82	2CKA006599A2832	40 11395 99569 3	19	265

Selection Table According to Type

Type	Oder code	EAN	PG	Page	Type	Oder code	EAN	PG	Page
6541-82	2CKA006599A2832	40 11395 99569 3	19	265	BA/U.1.0.1	2CKA006120A0080	40 11395 33444 7	26	217
6541-82	2CKA006599A2832	40 11395 99569 3	19	265	BA/U.1.0.1	2CKA006120A0080	40 11395 33444 7	26	222
6541-83	2CKA006599A2885	40 11395 07445 9	19	265	BA/U.1.0.1	2CKA006120A0080	40 11395 33444 7	26	230
6541-84	2CKA006599A2835	40 11395 99663 8	19	265	BA/U.1.0.1	2CKA006120A0080	40 11395 33444 7	26	271
6541-84	2CKA006599A2835	40 11395 99663 8	19	265	BCI/S 1.1.1	2CDG110222R0011	40 16779 01165 5	26	105
6541-84	2CKA006599A2835	40 11395 99663 8	19	265	BDB/S 1.1	2CDG110067R0011	40 16779 65753 2	26	131
6541-84	2CKA006599A2835	40 11395 99663 8	19	265	BE/M 4.12.1	2CDG110007R0011	40 16779 58313 8	26	25
6541-866	2CKA006599A2924	40 11395 08815 9	19	265	BE/M 4.230.1	2CDG110005R0011	40 16779 58311 4	26	25
6541-884	2CKA006599A2962	40 11395 12964 7	19	265	BE/M 4.24.1	2CDG110006R0011	40 16779 58312 1	26	25
6541-885	2CKA006599A2967	40 11395 12965 4	19	265	BE/S 10.20.3.2	2CDG110277R0011	40 53546 11083 8	26	32
6828	2CKA006800A2514	40 11395 13745 1	14	137	BE/S 10.230.3.2	2CDG110281R0011	40 53546 11087 6	26	33
6829-84	2CKA006800A2515	40 11395 13746 8	14	137	BE/S 12.230.3.2	2CDG110282R0011	40 53546 11088 3	26	33
6833/01-84-500	2CKA006800A2721	40 11395 18697 8	14	137	BE/S 16.20.3.2	2CDG110278R0011	40 53546 11084 5	26	32
6833-84-500	2CKA006800A2720	40 11395 18696 1	14	137	BE/S 16.230.3.2	2CDG110283R0011	40 53546 11089 0	26	33
6868-201-500	2CKA006800A2565	40 11395 15101 3		85	BE/S 4.20.2.1	2CDG110090R0011	40 16779 71078 7	26	32
6868-204-500	2CKA006800A2562	40 11395 15097 9		85	BE/S 4.20.3.2	2CDG110276R0011	40 53546 11082 1	26	32
6868-208-500	2CKA006800A2563	40 11395 15098 6		85	BE/S 4.230.2.1	2CDG110091R0011	40 16779 71106 7	26	32
6868-35-500	2CKA006800A2564	40 11395 15099 3		85	BE/S 4.230.3.2	2CDG110279R0011	40 53546 11085 2	26	33
AA/A 2.1.2	2CDG110203R0011	40 16779 95407 5	26	47	BE/S 8.20.2.1	2CDG110092R0011	40 16779 71076 3	26	32
AA/S 4.1.2	2CDG110202R0011	40 16779 96237 7	26	47	BE/S 8.230.2.1	2CDG110093R0011	40 16779 71077 0	26	32
ABA/S 1.2.1	2CDG110192R0011	40 16779 92993 6	26	110	BE/S 8.230.3.2	2CDG110280R0011	40 53546 11086 9	26	33
ABL/S 2.1	2CDG110073R0011	40 16779 65264 3	26	110	BOX/U 5.1	2TMA200160B0003	69 55891 81620 6	26	115
ABZ/S 2.1	2CDG110072R0011	40 16779 65236 0	26	110	BUSKLEMME	GHQ6301901R0001	40 12233 80230 2	20	19
AC/S 1.1.1	2CDG110205R0011	40 16779 01180 8	26	102	CAR/U 4.1.1.1-71	2TAZ740010R2001	69 41195 43503 8		100
AC/S 1.2.1	2CDG110206R0011	40 16779 01580 6	26	102	CAR/U 4.1.1.1-84	2TAZ740010R0001	69 41195 43502 1		100
AE/A 2.1	2CDG110086R0011	40 16779 66401 1	26	34	CAR/U 4.2.1.1-71	2TAZ741010R2001	69 41195 43505 2		100
AE/S 4.1.1.3	2CDG110190R0011	40 1677992929 5	26	34	CAR/U 4.2.1.1-84	2TAZ741010R0001	69 41195 43504 5		100
AI562	1TNE968902R1102	69 43747 17016 9		108	CH/T 2	2CSKK5400C	80 1254 226415 6		146
AM/S 12.1	GHQ6310062R0111	40 16779 51481 1	26	10	CH/T 2	2CSKK5400C	80 1254 226415 6		303
AMD22710 AN	2CLA227100B1801	84 27238 25968 0		294	CH/T 2	2CSKK5400C	80 1254 226415 6		307
AMD22710 BL	2CLA227100B1101	84 27238 25966 6		294	CH/T 2.1	2CSY289611R1941	80 12542 89611 1		146
AMD22710 CV	2CLA227100B1901	84 27238 25969 7		294	CH/T 2.1	2CSY289611R1941	80 12542 89611 1		303
AMD22710 PL	2CLA227100B1301	84 27238 25967 3		294	CH/T 2.1	2CSY289611R1941	80 12542 89611 1		307
AMD24720 AN	2CLA247200B1801	84 27238 26013 6		294	CP-D 12/0.83	1SVR427041R1000	40 13614 52375 5		12
AMD24720 BL	2CLA247200B1101	84 27238 26011 2		294	CP-D 12/2.1	1SVR427043R1200	40 13614 52376 2		12
AMD24720 CV	2CLA247200B1901	84 27238 26014 3		294	CP-D 24/0.42	1SVR427041R0000	40 13614 52377 9		12
AMD24720 PL	2CLA247200B1301	84 27238 26012 9		294	CP-D 24/1.3	1SVR427043R0100	40 13614 52378 6		12
AMD26731 AN	2CLA267310B1801	84 27238 26023 5		294	CP-D 24/2.5	2CDG120037R0011	40 16779 69789 7	20	12
AMD26731 BL	2CLA267310B1101	84 27238 26021 1		294	CP-D 24/2.5	2CDG120037R0011	40 16779 69789 7	20	124
AMD26731 CV	2CLA267310B1901	84 27238 26024 2		294	CP-D 24/2.5	2CDG120037R0011	40 16779 69789 7	20	208
AMD26731 PL	2CLA267310B1301	84 27238 26022 8		294	CP-D 24/4.2	1SVR427045R0400	40 13614 52379 3		12
AMD28741 AN	2CLA287410B1801	84 27238 26033 4		294	CP-D RU	1SVR427049R0000	40 13614 52380 9		12
AMD28741 BL	2CLA287410B1101	84 27238 26031 0		294	CP-FCC-212	2CKA006220A0245	40 11395 18748 7	24	267
AMD28741 CV	2CLA287410B1901	84 27238 26034 1		294	CP-FCC-214	2CKA006220A0246	40 11395 18749 4	24	267
AMD28741 PL	2CLA287410B1301	84 27238 26032 7		294	CP-FCC-803	2CKA006220A0566	40 11395 20575 4	24	267
AMD5053	2CLA627190N1001	84 27238 09914 9		280	CP-FCC-81	2CKA006220A0242	40 11395 18745 6	24	267
AMD5153-AG	2CLA637100N1601	84 27238 09683 4		280	CP-FCC-81	2CKA006220A0242	40 11395 18745 6	24	267
AMD5153-BG	2CLA637100N3101	84 27238 22277 6		280	CP-FCC-81	2CKA006220A0242	40 11395 18745 6	24	267
AMD5153-DU	2CLA637100N6201	84 27238 24547 8		280	CP-FCC-82	2CKA006220A0532	40 11395 20571 6	24	267
AMD5153-MG	2CLA637100N1701	84 27238 09684 1		280	CP-FCC-82	2CKA006220A0532	40 11395 20571 6	24	267
AMD5153-MO	2CLA637100N6601	84 27238 24549 2		280	CP-FCC-82	2CKA006220A0532	40 11395 20571 6	24	267
AMD5153-SB	2CLA637100N1501	84 27238 09682 7		280	CP-FCC-82	2CKA006220A0532	40 11395 20571 6	24	267
AMD5153-ST	2CLA637100N1101	84 27238 09681 0		280	CP-FCC-83	2CKA006220A0243	40 11395 18746 3	24	267
AMD5153-WG	2CLA637100N3001	84 27238 22276 9		280	CP-FCC-84	2CKA006220A0244	40 11395 18747 0	24	267
AMD5253-AG	2CLA667200N1601	84 27238 09691 9		280	CP-FCC-84	2CKA006220A0244	40 11395 18747 0	24	267
AMD5253-BG	2CLA667200N3101	84 27238 22279 0		280	CP-FCC-84	2CKA006220A0244	40 11395 18747 0	24	267
AMD5253-DU	2CLA667200N6201	84 27238 24577 5		280	CP-FCC-84	2CKA006220A0244	40 11395 18747 0	24	267
AMD5253-MG	2CLA667200N1701	84 27238 09692 6		280	CP-FCC-866	2CKA006220A0549	40 11395 20573 0	24	267
AMD5253-MO	2CLA667200N6601	84 27238 24579 9		280	CP-FCC-884	2CKA006220A0617	40 11395 20582 2	24	267
AMD5253-SB	2CLA667200N1501	84 27238 09690 2		280	CP-FCC-885	2CKA006220A0634	40 11395 20584 6	24	267
AMD5253-ST	2CLA667200N1101	84 27238 09689 6		280	CSE/U.0.1.1.ck	2CKA006199A0512	40 11395 33926 8	26	220
AMD5253-WG	2CLA667200N3001	84 27238 22278 3		280	CSE/U.0.1.1.ck	2CKA006199A0512	40 11395 33926 8	26	228
AX561	1TNE968902R1301	69 43747 17019 0		107	CSE/U.0.1.1.ck	2CKA006199A0512	40 11395 33926 8	26	234

Type	Oder code	EAN	PG	Page	Type	Oder code	EAN	PG	Page
CT/S 2.1	2CKA006136A0218	40 11395 31016 8	26	122	JRA/S 2.230.1.1	2CDG110129R0011	40 16779 69848 1	26	53
DC562	1SAP231900R0000	40 16779 92757 4		106	JRA/S 2.230.2.1	2CDG110120R0011	40 16779 69839 9	26	52
DG/S 1.64.1.1	2CDG110198R0011	40 16779 94266 9	26	63	JRA/S 2.230.2.2	2CDG110284R0011	40 53546 11081 4	26	55
DG/S 1.64.5.1	2CDG110273R0011	40 16779 06720 1	26	63	JRA/S 2.230.5.1	2CDG110124R0011	40 16779 69843 6	26	52
DG/S 2.64.1.1	2CDG110199R0011	40 16779 94285 0	26	63	JRA/S 2.230.5.2	2CDG110288R0011	40 53546 11093 7	26	55
DG/S 2.64.5.1	2CDG110274R0011	40 16779 06721 8	26	63	JRA/S 2.24.2.2	2CDG110295R0011	40 53546 11100 2	26	56
DG/S 8.1	2CDG110025R0011	40 16779 58582 8	26	64	JRA/S 4.230.1.1	2CDG110130R0011	40 16779 69849 8	26	53
DI572	1SAP230500R0000	40 13614 50144 9		106	JRA/S 4.230.2.1	2CDG110121R0011	40 16779 69840 5	26	52
DLR/A 4.8.1.1	2CDG110172R0011	40 16779 88237 8	26	64	JRA/S 4.230.2.2	2CDG110285R0011	40 53546 11090 6	26	55
DLR/S 8.16.1M	2CDG110101R0011	40 16779 67656 4	26	64	JRA/S 4.230.4.2	2CDG110292R0011	40 53546 11097 5	26	55
DM200-TOOL	1SAS010000R0102			106	JRA/S 4.230.5.1	2CDG110125R0011	40 16779 69844 3	26	52
DO572	1TNE968902R2203	69 43747 17026 8		107	JRA/S 4.230.5.2	2CDG110289R0011	40 53546 11094 4	26	55
DR/S 4.1	2CDG110029R0011	40 16779 58755 6	26	11	JRA/S 4.230.7.2	2CDG110294R0011	40 53546 11099 9	26	56
DSM/S 1.1	2CDG110060R0011	40 16779 65205 6	26	18	JRA/S 4.24.2.2	2CDG110296R0011	40 53546 11101 9	26	56
DX571	1TNE968902R2302	69 43747 17028 2		107	JRA/S 4.24.5.1	2CDG110128R0011	40 16779 69847 4	26	52
EM/S 3.16.1	2CDG110148R0011	40 16779 87706 0	26	127	JRA/S 4.24.5.2	2CDG110298R0011	40 53546 11103 3	26	56
ER/U 1.1	GHQ6310044R0111	40 16779 49725 1	26	93	JRA/S 6.230.3.1	2CDG110208R0011	40 11395 25226 0	26	53
ES/M 2.230.1	2CDG110013R0011	40 16779 58361 9	26	26	JRA/S 8.230.1.1	2CDG110131R0011	40 16779 69850 4	26	53
ES/M 2.24.1	2CDG110014R0011	40 16779 58362 6	26	26	JRA/S 8.230.2.1	2CDG110122R0011	40 16779 69841 2	26	52
ES/S 4.1.2.1	2CDG110058R0011	40 16779 67206 1	26	93	JRA/S 8.230.2.2	2CDG110286R0011	40 53546 11091 3	26	55
ES/S 8.1.2.1	2CDG110059R0011	40 16779 67207 8	26	93	JRA/S 8.230.4.2	2CDG110293R0011	40 53546 11098 2	26	55
EUB/S 1.1	2CDG110066R0011	40 16779 64991 9	26	131	JRA/S 8.230.5.1	2CDG110126R0011	40 16779 69845 0	26	52
FAD/A 1.1	2CDG120040R0011	40 16779 90668 5	20	111	JRA/S 8.230.5.2	2CDG110290R0011	40 53546 11095 1	26	55
FAG/A 1.2	2CDG120070R0011	40 13614 55651 7	20	111	JRA/S 8.24.2.2	2CDG110297R0011	40 53546 11102 6	26	56
FCC/S 1.1.1.1	2CDG110210R0011	40 16779 01142 6	26	98	JSB/S 1.1	GHQ6310084R0111	40 16779 57993 3	26	54
FCC/S 1.1.2.1	2CDG110211R0011	40 16779 01143 3	26	98	KK/U.4.55.1	2CKA006115A0506	40 11395 33442 3	26	217
FCC/S 1.2.1.1	2CDG110212R0011	40 16779 01144 0	26	98	KK/U.4.55.1	2CKA006115A0506	40 11395 33442 3	26	271
FCC/S 1.2.2.1	2CDG110213R0011	40 16779 01145 7	26	98	KK/U.4.63.1	2CKA006115A0504	40 11395 33440 9	26	222
FCC/S 1.3.1.1	2CDG110214R0011	40 16779 01146 4	26	99	KK/U.4.70.1	2CKA006115A0510	40 11395 33777 6	26	230
FCC/S 1.3.2.1	2CDG110215R0011	40 16779 01147 1	26	99	KLEMME	GHQ6301902R0001	40 16779 07930 3	20	19
FCC/S 1.4.1.1	2CDG110209R0011	40 16779 01141 9	26	99	KS/K 2.1	GHQ6301910R0011	40 16779 52893 1	20	11
FCC/S 1.5.1.1	2CDG110234R0011	40 16779 01151 8	26	100	KS/K 4.1	GHQ6301910R0001	40 16779 51725 6	20	11
FCC/S 1.5.2.1	2CDG110235R0011	40 16779 01152 5	26	100	LF/U 2.1	2CDG110089R0011	40 16779 66416 5	26	69
FCL/S 1.6.1.1	2CDG110163R0011	40 16779 87788 6	26	101	LF/AW/A.1.55.1-914	2CKA006199A0346	40 11395 33732 5	26	219
FCL/S 2.6.1.1	2CDG110164R0011	40 16779 87787 9	26	101	LF/AW/A.1.55.91-916	2CKA006199A0504	40 11395 33918 3	26	273
FW/S 8.2.1	2CDG120039R0011	40 16779 90666 1	20	111	LF/AW/A.1.63.1-81	2CKA006199A0279	40 11395 33649 6	26	226
H8236-4B	2TMA130050B0065	69 55891 81697 8	23	118	LF/AW/A.1.63.1-83	2CKA006199A0281	40 11395 33651 9	26	226
H8236-4W	2TMA130050W0065	69 55891 81696 1	23	118	LF/AW/A.1.63.1-84	2CKA006199A0282	40 11395 33652 6	26	226
H8236-5B	2TMA130050B0067	69 55891 81699 2	23	118	LF/AW/A.1.63.1-866	2CKA006199A0286	40 11395 33656 4	26	226
H8236-5W	2TMA130050W0067	69 55891 81698 5	23	118	LF/AW/A.1.63.1-884	2CKA006199A0283	40 11395 33653 3	26	226
H8237-4B	2TMA130050B0054	69 55891 81515 5	23	119	LF/AW/A.1.63.1-885	2CKA006199A0284	40 11395 33654 0	26	226
H8237-4W	2TMA130050W0054	69 55891 81514 8	23	119	LF/AW/A.1.70.1-44G	2CKA006199A0444	40 11395 33853 7	26	233
H8237-5B	2TMA130050B0055	69 55891 81517 9	23	119	LF/AW/A.1.70.1-44M	2CKA006199A0460	40 11395 33869 8	26	233
H8237-5W	2TMA130050W0055	69 55891 81516 2	23	119	LF/AW/A.1.70.1-45M	2CKA006199A0492	40 11395 33901 5	26	233
HCC/S 2.1.1.1	2CDG110218R0011	40 16779 01161 7	26	104	LF/AW/A.2.55.1-914	2CKA006199A0351	40 11395 33737 0	26	220
HCC/S 2.1.2.1	2CDG110219R0011	40 16779 01162 4	26	104	LF/AW/A.2.55.91-916	2CKA006199A0509	40 11395 33923 7	26	274
HCC/S 2.2.1.1	2CDG110220R0011	40 16779 01163 1	26	104	LF/AW/A.2.63.1-81	2CKA006199A0319	40 11395 33689 2	26	227
HCC/S 2.2.2.1	2CDG110221R0011	40 16779 01164 8	26	104	LF/AW/A.2.63.1-82	2CKA006199A0320	40 11395 33690 8	26	227
HS/S 4.2.1	2CDG120044R0011	40 16779 90672 2	20	73	LF/AW/A.2.63.1-83	2CKA006199A0321	40 11395 33691 5	26	227
IO/S 4.6.1.1	2CDG110168R0011	40 16779 88107 4	26	46	LF/AW/A.2.63.1-84	2CKA006199A0322	40 11395 33692 2	26	227
IO/S 8.6.1.1	2CDG110169R0011	40 16779 88108 1	26	46	LF/AW/A.2.63.1-866	2CKA006199A0326	40 11395 33696 0	26	227
IPM/S 1.1	2CDG120036R0011	40 16779 69790 3	20	17	LF/AW/A.2.63.1-884	2CKA006199A0323	40 11395 33693 9	26	227
IPR/S 3.1.1	2CDG110175R0011	40 16779 90648 7	26	15	LF/AW/A.2.63.1-885	2CKA006199A0324	40 11395 33694 6	26	227
IPR/S 3.5.1	2CDG110176R0011	40 16779 90650 0	26	15	LF/AW/A.2.70.1-44G	2CKA006199A0449	40 11395 33858 2	26	234
IPS/S 3.1.1	2CDG110177R0011	40 16779 90651 7	26	16	LF/AW/A.2.70.1-44M	2CKA006199A0465	40 11395 33874 2	26	234
IPS/S 3.5.1	2CDG110204R0011	40 16779 01641 4	26	16	LF/AW/A.2.70.1-45M	2CKA006199A0497	40 11395 33906 0	26	234
IS/S 8.1.1	2CDG120082R0011	40 53546 04551 2	20	16	LFB/A.1.55.91-916	2CKA006199A0499	40 11395 33913 8	26	272
ISP/S 8.1.1.1	2CDG120083R0011	40 53546 04552 9	20	16	LFB/A.1.70.1-44G	2CKA006199A0439	40 11395 33848 3	26	232
JA/M 2.230.1	2CDG110003R0011	40 16779 58315 2	26	25	LFB/A.1.70.1-44M	2CKA006199A0455	40 11395 33864 3	26	232
JA/M 2.24.1	2CDG110004R0011	40 16779 58316 9	26	25	LFB/A.1.70.1-45M	2CKA006199A0487	40 11395 33896 4	26	232
JA/S 4.SMI.1M	2CDG110028R0011	40 16779 65423 4	26	54	LFBT/A.1.55.1-914	2CKA006199A0174	40 11395 33727 1	26	218
JRA/S 12.230.2.2	2CDG110287R0011	40 53546 11092 0	26	55	LFBT/A.1.63.1-81	2CKA006199A0134	40 11395 33609 0	26	224
JRA/S 12.230.5.2	2CDG110291R0011	40 53546 11096 8	26	55	LFBT/A.1.63.1-82	2CKA006199A0135	40 11395 33610 6	26	224

Selection Table According to Type

Type	Oder code	EAN	PG	Page	Type	Oder code	EAN	PG	Page
LFBT/A.1.63.1-83	2CKA006199A0136	40 11395 33611 3	26	224	LFJW/A.1.63.1-81	2CKA006199A0271	40 11395 33641 0	26	225
LFBT/A.1.63.1-84	2CKA006199A0137	40 11395 33612 0	26	224	LFJW/A.1.63.1-82	2CKA006199A0272	40 11395 33642 7	26	225
LFBT/A.1.63.1-866	2CKA006199A0141	40 11395 33616 8	26	224	LFJW/A.1.63.1-83	2CKA006199A0273	40 11395 33643 4	26	225
LFBT/A.1.63.1-884	2CKA006199A0138	40 11395 33613 7	26	224	LFJW/A.1.63.1-84	2CKA006199A0274	40 11395 33644 1	26	225
LFBT/A.1.63.1-885	2CKA006199A0139	40 11395 33614 4	26	224	LFJW/A.1.63.1-866	2CKA006199A0278	40 11395 33648 9	26	225
LFBT/A.2.55.1-914	2CKA006199A0347	40 11395 33733 2	26	219	LFJW/A.1.63.1-884	2CKA006199A0275	40 11395 33645 8	26	225
LFBT/A.2.55.91-916	2CKA006199A0505	40 11395 33919 0		273	LFJW/A.1.63.1-885	2CKA006199A0276	40 11395 33646 5	26	225
LFBT/A.2.63.1-81	2CKA006199A0287	40 11395 33657 1	26	226	LFJW/A.1.70.1-44G	2CKA006199A0443	40 11395 33852 0	26	233
LFBT/A.2.63.1-82	2CKA006199A0288	40 11395 33658 8	26	226	LFJW/A.1.70.1-44M	2CKA006199A0459	40 11395 33868 1	26	233
LFBT/A.2.63.1-83	2CKA006199A0289	40 11395 33659 5	26	226	LFJW/A.1.70.1-45M	2CKA006199A0491	40 11395 33900 8	26	233
LFBT/A.2.63.1-84	2CKA006199A0290	40 11395 33660 1	26	226	LFMW/A.4.55.1-914	2CKA006199A0352	40 11395 33738 7	26	220
LFBT/A.2.63.1-866	2CKA006199A0294	40 11395 33664 9	26	226	LFMW/A.4.55.91-916	2CKA006199A0510	40 11395 33924 4		274
LFBT/A.2.63.1-884	2CKA006199A0291	40 11395 33661 8	26	226	LFMW/A.4.63.1-81	2CKA006199A0327	40 11395 33697 7	26	228
LFBT/A.2.63.1-885	2CKA006199A0292	40 11395 33662 5	26	226	LFMW/A.4.63.1-82	2CKA006199A0328	40 11395 33698 4	26	228
LFBT/A.2.70.1-44G	2CKA006199A0445	40 11395 33854 4	26	233	LFMW/A.4.63.1-83	2CKA006199A0329	40 11395 33699 1	26	228
LFBT/A.2.70.1-44M	2CKA006199A0461	40 11395 33870 4	26	233	LFMW/A.4.63.1-84	2CKA006199A0330	40 11395 33700 4	26	228
LFBT/A.2.70.1-45M	2CKA006199A0493	40 11395 33902 2	26	233	LFMW/A.4.63.1-866	2CKA006199A0334	40 11395 33704 2	26	228
LFDW/A.1.55.1-914	2CKA006199A0344	40 11395 33730 1	26	219	LFMW/A.4.63.1-884	2CKA006199A0331	40 11395 33701 1	26	228
LFDW/A.1.55.91-916	2CKA006199A0502	40 11395 33916 9		273	LFMW/A.4.63.1-885	2CKA006199A0332	40 11395 33702 8	26	228
LFDW/A.1.63.1-81	2CKA006199A0263	40 11395 33633 5	26	225	LFMW/A.4.70.1-44G	2CKA006199A0450	40 11395 33859 9	26	234
LFDW/A.1.63.1-83	2CKA006199A0265	40 11395 33635 9	26	225	LFMW/A.4.70.1-44M	2CKA006199A0466	40 11395 33875 9	26	234
LFDW/A.1.63.1-84	2CKA006199A0266	40 11395 33636 6	26	225	LFMW/A.4.70.1-45M	2CKA006199A0498	40 11395 33907 7	26	234
LFDW/A.1.63.1-866	2CKA006199A0270	40 11395 33640 3	26	225	LFJW/A.1.1	2GDIG20045R0011	40 16779 90673 9	20	73
LFDW/A.1.63.1-884	2CKA006199A0267	40 11395 33637 3	26	225	LFS/A.1.55.91-916	2CKA006199A0501	40 11395 33915 2		273
LFDW/A.1.63.1-885	2CKA006199A0268	40 11395 33638 0	26	225	LFS/A.1.70.1-44G	2CKA006199A0441	40 11395 33850 6	26	232
LFDW/A.1.70.1-44G	2CKA006199A0442	40 11395 33851 3	26	232	LFS/A.1.70.1-44M	2CKA006199A0457	40 11395 33866 7	26	232
LFDW/A.1.70.1-44M	2CKA006199A0458	40 11395 33867 4	26	232	LFS/A.1.70.1-45M	2CKA006199A0489	40 11395 33898 8	26	232
LFDW/A.1.70.1-45M	2CKA006199A0490	40 11395 33899 5	26	232	LFST/A.1.55.1-914	2CKA006199A0176	40 11395 33729 5	26	218
LFDW/A.2.55.1-914	2CKA006199A0350	40 11395 33736 3	26	220	LFST/A.1.63.1-81	2CKA006199A0152	40 11395 33625 0	26	225
LFDW/A.2.55.91-916	2CKA006199A0508	40 11395 33922 0		274	LFST/A.1.63.1-82	2CKA006199A0153	40 11395 33626 7	26	225
LFDW/A.2.63.1-81	2CKA006199A0311	40 11395 33681 6	26	227	LFST/A.1.63.1-83	2CKA006199A0154	40 11395 33627 4	26	225
LFDW/A.2.63.1-83	2CKA006199A0313	40 11395 33683 0	26	227	LFST/A.1.63.1-84	2CKA006199A0155	40 11395 33628 1	26	225
LFDW/A.2.63.1-84	2CKA006199A0314	40 11395 33684 7	26	227	LFST/A.1.63.1-866	2CKA006199A0159	40 11395 33632 8	26	225
LFDW/A.2.63.1-866	2CKA006199A0318	40 11395 33688 5	26	227	LFST/A.1.63.1-884	2CKA006199A0156	40 11395 33629 8	26	225
LFDW/A.2.63.1-884	2CKA006199A0315	40 11395 33685 4	26	227	LFST/A.1.63.1-885	2CKA006199A0157	40 11395 33630 4	26	225
LFDW/A.2.63.1-885	2CKA006199A0316	40 11395 33686 1	26	227	LFST/A.2.55.1-914	2CKA006199A0349	40 11395 33735 6	26	219
LFDW/A.2.70.1-44G	2CKA006199A0448	40 11395 33857 5	26	234	LFST/A.2.55.91-916	2CKA006199A0507	40 11395 33921 3		274
LFDW/A.2.70.1-44M	2CKA006199A0464	40 11395 33873 5	26	234	LFST/A.2.63.1-81	2CKA006199A0303	40 11395 33673 1	26	227
LFDW/A.2.70.1-45M	2CKA006199A0496	40 11395 33905 3	26	234	LFST/A.2.63.1-82	2CKA006199A0304	40 11395 33674 8	26	227
LFJ/A.1.55.91-916	2CKA006199A0500	40 11395 33914 5		272	LFST/A.2.63.1-83	2CKA006199A0305	40 11395 33675 5	26	227
LFJ/A.1.70.1-44G	2CKA006199A0440	40 11395 33849 0	26	232	LFST/A.2.63.1-84	2CKA006199A0306	40 11395 33676 2	26	227
LFJ/A.1.70.1-44M	2CKA006199A0456	40 11395 33865 0	26	232	LFST/A.2.63.1-866	2CKA006199A0310	40 11395 33680 9	26	227
LFJ/A.1.70.1-45M	2CKA006199A0488	40 11395 33897 1	26	232	LFST/A.2.63.1-884	2CKA006199A0307	40 11395 33677 9	26	227
LFJT/A.1.55.1-914	2CKA006199A0175	40 11395 33728 8	26	218	LFST/A.2.63.1-885	2CKA006199A0308	40 11395 33678 6	26	227
LFJT/A.1.63.1-81	2CKA006199A0143	40 11395 33617 5	26	224	LFST/A.2.70.1-44G	2CKA006199A0447	40 11395 33856 8	26	234
LFJT/A.1.63.1-83	2CKA006199A0145	40 11395 33619 9	26	224	LFST/A.2.70.1-44M	2CKA006199A0463	40 11395 33872 8	26	234
LFJT/A.1.63.1-84	2CKA006199A0146	40 11395 33620 5	26	224	LFST/A.2.70.1-45M	2CKA006199A0495	40 11395 33904 6	26	234
LFJT/A.1.63.1-866	2CKA006199A0150	40 11395 33624 3	26	224	LFW/A.0.55.1-CK	2CKA006199A0162	40 11395 33706 6	26	218
LFJT/A.1.63.1-884	2CKA006199A0147	40 11395 33621 2	26	224	LFW/A.0.55.91-CK	2CKA006199A0185	40 11395 33908 4		271
LFJT/A.1.63.1-885	2CKA006199A0148	40 11395 33622 9	26	224	LFW/A.0.63.1-CK	2CKA006199A0041	40 11395 33448 5	26	222
LFJT/A.2.55.1-914	2CKA006199A0348	40 11395 33734 9	26	219	LFW/A.0.63.1-CKL	2CKA006199A0514	40 11395 34517 7	26	222
LFJT/A.2.55.91-916	2CKA006199A0506	40 11395 33920 6		273	LFW/A.0.70.1-CK	2CKA006199A0025	40 11395 33779 0	26	230
LFJT/A.2.63.1-81	2CKA006199A0295	40 11395 33665 6	26	226	LFW/A.0.70.1-CKL	2CKA006199A0519	40 11395 34522 1	26	230
LFJT/A.2.63.1-83	2CKA006199A0297	40 11395 33667 0	26	226	LFW/A.1.55.1-914	2CKA006199A0170	40 11395 33723 3	26	218
LFJT/A.2.63.1-84	2CKA006199A0298	40 11395 33668 7	26	226	LFW/A.1.55.91-916	2CKA006199A0186	40 11395 33909 1		272
LFJT/A.2.63.1-866	2CKA006199A0302	40 11395 33672 4	26	226	LFW/A.1.63.1-81	2CKA006199A0098	40 11395 33577 2	26	223
LFJT/A.2.63.1-884	2CKA006199A0299	40 11395 33669 4	26	226	LFW/A.1.63.1-82	2CKA006199A0099	40 11395 33578 9	26	223
LFJT/A.2.63.1-885	2CKA006199A0300	40 11395 33670 0	26	226	LFW/A.1.63.1-83	2CKA006199A0100	40 11395 33579 6	26	223
LFJT/A.2.70.1-44G	2CKA006199A0446	40 11395 33855 1	26	233	LFW/A.1.63.1-84	2CKA006199A0101	40 11395 33580 2	26	223
LFJT/A.2.70.1-44M	2CKA006199A0462	40 11395 33871 1	26	233	LFW/A.1.63.1-866	2CKA006199A0105	40 11395 33584 0	26	223
LFJT/A.2.70.1-45M	2CKA006199A0494	40 11395 33903 9	26	233	LFW/A.1.63.1-884	2CKA006199A0102	40 11395 33581 9	26	223
LFJW/A.1.55.1-914	2CKA006199A0345	40 11395 33731 8	26	219	LFW/A.1.63.1-885	2CKA006199A0103	40 11395 33582 6	26	223
LFJW/A.1.55.91-916	2CKA006199A0503	40 11395 33917 6		273	LFW/A.1.70.1-44G	2CKA006199A0435	40 11395 33844 5	26	231

Type	Oder code	EAN	PG	Page
LFW/A.1.70.1-44M	2CKA006199A0451	40 11395 33860 5	26	231
LFW/A.1.70.1-45M	2CKA006199A0483	40 11395 33892 6	26	231
LFW/A.2.55.1-914	2CKA006199A0171	40 11395 33724 0	26	218
LFW/A.2.55.91-916	2CKA006199A0187	40 11395 33910 7	272	
LFW/A.2.63.1-81	2CKA006199A0107	40 11395 33585 7	26	223
LFW/A.2.63.1-83	2CKA006199A0109	40 11395 33587 1	26	223
LFW/A.2.63.1-84	2CKA006199A0110	40 11395 33588 8	26	223
LFW/A.2.63.1-866	2CKA006199A0114	40 11395 33592 5	26	223
LFW/A.2.63.1-884	2CKA006199A0111	40 11395 33589 5	26	223
LFW/A.2.63.1-885	2CKA006199A0112	40 11395 33590 1	26	223
LFW/A.2.70.1-44G	2CKA006199A0436	40 11395 33845 2	26	231
LFW/A.2.70.1-44M	2CKA006199A0452	40 11395 33861 2	26	231
LFW/A.2.70.1-45M	2CKA006199A0484	40 11395 33893 3	26	231
LFW/A.3.55.1-914	2CKA006199A0172	40 11395 33725 7	26	218
LFW/A.3.55.91-916	2CKA006199A0188	40 11395 33911 4		272
LFW/A.3.63.1-81	2CKA006199A0116	40 11395 33593 2	26	223
LFW/A.3.63.1-82	2CKA006199A0117	40 11395 33594 9	26	223
LFW/A.3.63.1-83	2CKA006199A0118	40 11395 33595 6	26	223
LFW/A.3.63.1-84	2CKA006199A0119	40 11395 33596 3	26	223
LFW/A.3.63.1-866	2CKA006199A0123	40 11395 33600 7	26	223
LFW/A.3.63.1-884	2CKA006199A0120	40 11395 33597 0	26	223
LFW/A.3.63.1-885	2CKA006199A0121	40 11395 33598 7	26	223
LFW/A.3.70.1-44G	2CKA006199A0437	40 11395 33846 9	26	231
LFW/A.3.70.1-44M	2CKA006199A0453	40 11395 33862 9	26	231
LFW/A.3.70.1-45M	2CKA006199A0485	40 11395 33894 0	26	231
LFW/A.4.55.1-914	2CKA006199A0173	40 11395 33726 4	26	218
LFW/A.4.55.91-916	2CKA006199A0189	40 11395 33912 1		272
LFW/A.4.63.1-81	2CKA006199A0125	40 11395 33601 4	26	224
LFW/A.4.63.1-83	2CKA006199A0127	40 11395 33603 8	26	224
LFW/A.4.63.1-84	2CKA006199A0128	40 11395 33604 5	26	224
LFW/A.4.63.1-866	2CKA006199A0132	40 11395 33608 3	26	224
LFW/A.4.63.1-884	2CKA006199A0129	40 11395 33605 2	26	224
LFW/A.4.63.1-885	2CKA006199A0130	40 11395 33606 9	26	224
LFW/A.4.70.1-44G	2CKA006199A0438	40 11395 33847 6	26	231
LFW/A.4.70.1-44M	2CKA006199A0454	40 11395 33863 6	26	231
LFW/A.4.70.1-45M	2CKA006199A0486	40 11395 33895 7	26	231
LG5/A 1.2	2CDG120059R0011	40 16779 01571 4	20	102
LK/S 4.2	2CDG110171R0011	40 16779 88167 8	26	15
LL/S 1.1	GHQ6050053R0001	40 16779 39210 5	20	17
LM/S 1.1	GHQ6310080R0111	40 16779 58121 9	26	110
LR/M 1.6.2	2CDG110108R0011	40 16779 68067 7	26	26
LR/S 2.16.1	2CDG110087R0011	40 16779 66405 9	26	69
LR/S 4.16.1	2CDG110088R0011	40 16779 66489 9	26	69
LT/U 1.1.CH	2CSKK5000C	80 1254 226375 3		146
LT/U 1.1.CH	2CSKK5000C	80 1254 226375 3		306
MC-C1.1	2CDG250006R0011	40 16779067300	50	135
MG/S 11.100.1.1	2CDG120089R0011	40 13614 57108 4	20	17
MRS/W	GHQ3201972R0001	40 16779 50660 1	50	135
MT/S 4.12.2M	2CDG110109R0011	40 16779 71187 6	26	134
MT/S 8.12.2M	2CDG110110R0011	40 16779 71186 9	26	134
MT/U 2.12.2	2CDG110111R0011	40 16779 71176 0	26	134
N2121 AA	2CLA212100N1601	84 27238 24187 6		296
N2121 AN	2CLA212100N1801	84 27238 24188 3		296
N2121 BB	2CLA212100N1201	84 27238 24185 2		296
N2121 BL	2CLA212100N1101	84 27238 24184 5		296
N2121 CV	2CLA212100N1901	84 27238 24189 0		296
N2121 PL	2CLA212100N1301	84 27238 24186 9		296
N2121.1 AA	2CLA212110N1601	84 27238 24205 7		297
N2121.1 AN	2CLA212110N1801	84 27238 24206 4		297
N2121.1 BB	2CLA212110N1201	84 27238 24203 3		297
N2121.1 BL	2CLA212110N1101	84 27238 24202 6		297
N2121.1 CV	2CLA212110N1901	84 27238 24207 1		297
N2121.1 PL	2CLA212110N1301	84 27238 24204 0		297

Type	Oder code	EAN	PG	Page
N2121.1R AA	2CLA212112N1601	84 27238 24794 6		297
N2121.1R AN	2CLA212112N1801	84 27238 24795 3		297
N2121.1R BB	2CLA212112N1201	84 27238 24792 2		297
N2121.1R BL	2CLA212112N1101	84 27238 24791 5		297
N2121.1R CV	2CLA212112N1901	84 27238 24796 0		297
N2121.1R PL	2CLA212112N1301	84 27238 24793 9		297
N2121.3 AA	2CLA212130N1601	84 27238 24211 8		298
N2121.3 AN	2CLA212130N1801	84 27238 24212 5		298
N2121.3 BB	2CLA212130N1201	84 27238 24209 5		298
N2121.3 BL	2CLA212130N1101	84 27238 24208 8		298
N2121.3 CV	2CLA212130N1901	84 27238 24213 2		298
N2121.3 PL	2CLA212130N1301	84 27238 24210 1		298
N2121.5 AA	2CLA212150N1601	84 27238 24217 0		298
N2121.5 AN	2CLA212150N1801	84 27238 24218 7		298
N2121.5 BB	2CLA212150N1201	84 27238 24215 6		298
N2121.5 BL	2CLA212150N1101	84 27238 24214 9		298
N2121.5 CV	2CLA212150N1901	84 27238 24219 4		298
N2121.5 PL	2CLA212150N1301	84 27238 24216 3		298
N2121.5R AA	2CLA212152N1601	84 27238 24800 4		299
N2121.5R AN	2CLA212152N1801	84 27238 24801 1		299
N2121.5R BB	2CLA212152N1201	84 27238 24798 4		299
N2121.5R BL	2CLA212152N1101	84 27238 24797 7		299
N2121.5R CV	2CLA212152N1901	84 27238 24802 8		299
N2121.5R PL	2CLA212152N1301	84 27238 24799 1		299
N2121.8 AA	2CLA212180N1601	84 27238 24223 1		299
N2121.8 AN	2CLA212180N1801	84 27238 24224 8		299
N2121.8 BB	2CLA212180N1201	84 27238 24221 7		299
N2121.8 BL	2CLA212180N1101	84 27238 24220 0		299
N2121.8 CV	2CLA212180N1901	84 27238 24225 5		299
N2121.8 PL	2CLA212180N1301	84 27238 24222 4		299
N2121.8R AA	2CLA212182N1601	84 27238 24806 6		300
N2121.8R AN	2CLA222180N1801	84 27238 24260 6		300
N2121.8R BB	2CLA212182N1201	84 27238 24804 2		300
N2121.8R BL	2CLA212182N1101	84 27238 24803 5		300
N2121.8R CV	2CLA222180N1901	84 27238 24261 3		300
N2121.8R PL	2CLA212182N1301	84 27238 24805 9		300
N2121.9 AA	2CLA212190N1601	84 27238 24229 3		300
N2121.9 AN	2CLA212190N1801	84 27238 24230 9		300
N2121.9 BB	2CLA212190N1201	84 27238 24227 9		300
N2121.9 BL	2CLA212190N1101	84 27238 24226 2		300
N2121.9 CV	2CLA212190N1901	84 27238 24231 6		300
N2121.9 PL	2CLA212190N1301	84 27238 24228 6		300
N2121.9R AA	2CLA212192N1601	84 27238 24812 7		301
N2121.9R AN	2CLA212192N1801	84 27238 24813 4		301
N2121.9R BB	2CLA212192N1201	84 27238 24810 3		301
N2121.9R BL	2CLA212192N1101	84 27238 24809 7		301
N2121.9R CV	2CLA212192N1901	84 27238 24814 1		301
N2121.9R PL	2CLA212192N1301	84 27238 24811 0		301
N2221 AA	2CLA222100N1601	84 27238 24193 7		296
N2221 AN	2CLA222100N1801	84 27238 24194 4		296
N2221 BB	2CLA222100N1201	84 27238 24191 3		296
N2221 BL	2CLA222100N1101	84 27238 24190 6		296
N2221 CV	2CLA222100N1901	84 27238 24195 1		296
N2221 PL	2CLA222100N1301	84 27238 24192 0		296
N2221.1 AA	2CLA222110N1601	84 27238 24241 5		297
N2221.1 AN	2CLA222110N1801	84 27238 24242 2		297
N2221.1 BB	2CLA222110N1201	84 27238 24239 2		297
N2221.1 BL	2CLA222110N1101	84 27238 24238 5		297
N2221.1 CV	2CLA222110N1901	84 27238 24243 9		297
N2221.1 PL	2CLA222110N1301	84 27238 24240 8		297
N2221.2 AA	2CLA222120N1601	84 27238 10033 3		286
N2221.2 BL	2CLA222120N1101	84 27238 10032 6		286
N2221.2 PL	2CLA222120N1301	84 27238 10034 0		286

Selection Table According to Type

Type	Oder code	EAN	PG	Page	Type	Oder code	EAN	PG	Page
N2221.3 AA	2CLA222130N1601	84 27238 24247 7		298	N2272 CV	2CLA227200N1902	84 27238 11208 4		290
N2221.3 AN	2CLA222130N1801	84 27238 24248 4		298	N2272 OX	2CLA227200N4002	84 27238 11209 1		290
N2221.3 BB	2CLA222130N1201	84 27238 24245 3		298	N2272 PL	2CLA227200N1302	84 27238 11210 7		290
N2221.3 BL	2CLA222130N1101	84 27238 24244 6		298	N2272 PZ	2CLA227200N2202	84 27238 11211 4		290
N2221.3 BV	2CLA222130N1901	84 27238 24249 1		298	N2272 WG	2CLA227200N2102	84 27238 11212 1		290
N2221.3 PL	2CLA222130N1301	84 27238 24246 0		298	N2272.1 AN	2CLA227210N1802	84 27238 11213 8		290
N2221.4 AN	2CLA222140N1801	84 27238 10044 9		286	N2272.1 BL	2CLA227210N1102	84 27238 11214 5		290
N2221.4 BL	2CLA222140N1101	84 27238 10043 2		286	N2272.1 CV	2CLA227210N1902	84 27238 11215 2		290
N2221.4 PL	2CLA222140N1301	84 27238 10045 6		286	N2272.1 PL	2CLA227210N1302	84 27238 11216 9		290
N2221.5 AA	2CLA222150N1601	84 27238 24253 8		299	N2273 AN	2CLA227300N1802	84 27238 11218 3		291
N2221.5 AN	2CLA222150N1801	84 27238 24254 5		299	N2273 BL	2CLA227300N1102	84 27238 11219 0		291
N2221.5 BB	2CLA222150N1201	84 27238 24251 4		299	N2273 CB	2CLA227300N3002	84 27238 11220 6		291
N2221.5 BL	2CLA222150N1101	84 27238 24250 7		299	N2273 CC	2CLA227300N3702	84 27238 11553 5		291
N2221.5 CV	2CLA222150N1901	84 27238 24255 2		299	N2273 CF	2CLA227300N3802	84 27238 11554 2		291
N2221.5 PL	2CLA222150N1301	84 27238 24252 1		299	N2273 CH	2CLA227300N3902	84 27238 11555 9		291
N2221.6 AN	2CLA222160N1801	84 27238 10054 8		287	N2273 CN	2CLA227300N3102	84 27238 11221 3		291
N2221.6 BL	2CLA222160N1101	84 27238 10053 1		287	N2273 CP	2CLA227300N3502	84 27238 11552 8		291
N2221.6 PL	2CLA222160N1301	84 27238 10055 5		287	N2273 CV	2CLA227300N1902	84 27238 11222 0		291
N2221.7 AN	2CLA222170N1801	84 27238 10066 1		287	N2273 OX	2CLA227300N4002	84 27238 11223 7		291
N2221.7 BL	2CLA222170N1101	84 27238 10065 4		287	N2273 PL	2CLA227300N1302	84 27238 11224 4		291
N2221.7 PL	2CLA222170N1301	84 27238 10067 8		287	N2273 PZ	2CLA227300N2202	84 27238 11225 1		291
N2221.8 AA	2CLA222180N1601	84 27238 24259 0		300	N2273 WG	2CLA227300N2102	84 27238 11226 8		291
N2221.8 AN	2CLA222180N1801	84 27238 24260 6		300	N2273.1 AN	2CLA227310N1802	84 27238 11227 5		291
N2221.8 BB	2CLA222180N1201	84 27238 24257 6		300	N2273.1 BL	2CLA227310N1102	84 27238 11228 2		291
N2221.8 BL	2CLA222180N1101	84 27238 24256 9		300	N2273.1 CV	2CLA227310N1902	84 27238 11229 9		291
N2221.8 CV	2CLA222180N1901	84 27238 24261 3		300	N2273.1 PL	2CLA227310N1302	84 27238 11230 5		291
N2221.8 PL	2CLA222180N1301	84 27238 24258 3		300	N2274 AN	2CLA227400N1802	84 27238 11231 2		292
N2221.9 AA	2CLA222190N1601	84 27238 24265 1		301	N2274 BL	2CLA227400N1102	84 27238 11232 9		292
N2221.9 AN	2CLA222190N1801	84 27238 24266 8		301	N2274 CB	2CLA227400N3002	84 27238 11233 6		292
N2221.9 BB	2CLA222190N1201	84 27238 24263 7		301	N2274 CC	2CLA227400N3702	84 27238 11557 3		292
N2221.9 BL	2CLA222190N1101	84 27238 24262 0		301	N2274 CF	2CLA227400N3802	84 27238 11558 0		292
N2221.9 CV	2CLA222190N1901	84 27238 24267 5		301	N2274 CH	2CLA227400N3902	84 27238 11559 7		292
N2221.9 PL	2CLA222190N1301	84 27238 24264 4		301	N2274 CN	2CLA227400N3102	84 27238 11234 3		292
N2240.4 AN	2CLA224040N1801	84 27238 10072 2		288	N2274 CP	2CLA227400N3502	84 27238 11556 6		292
N2240.4 BL	2CLA224040N1101	84 27238 10071 5		288	N2274 CV	2CLA227400N1902	84 27238 11235 0		292
N2240.4 PL	2CLA224040N1301	84 27238 10073 9		288	N2274 OX	2CLA227400N4002	84 27238 11236 7		292
N2241.4 AN	2CLA224140N1801	84 27238 10082 1		288	N2274 PL	2CLA227400N1302	84 27238 11237 4		292
N2241.4 BL	2CLA224140N1101	84 27238 10081 4		288	N2274 PZ	2CLA227400N2202	84 27238 11238 1		292
N2241.4 PL	2CLA224140N1301	84 27238 10083 8		288	N2274 WG	2CLA227400N2102	84 27238 11239 8		292
N2271 AN	2CLA227100N1802	84 27238 11189 6		289	N2274.1 AN	2CLA227410N1802	84 27238 11240 4		292
N2271 BL	2CLA227100N1102	84 27238 11190 2		289	N2274.1 BL	2CLA227410N1102	84 27238 11241 1		292
N2271 CB	2CLA227100N3002	84 27238 11191 9		289	N2274.1 CV	2CLA227410N1902	84 27238 11242 8		292
N2271 CC	2CLA227100N3702	84 27238 11544 3		289	N2274.1 PL	2CLA227410N1302	84 27238 11243 5		292
N2271 CF	2CLA227100N3802	84 27238 11545 0		289	N2371.9V	2CLA237190N1002	84 27238 10674 8		293
N2271 CH	2CLA227100N3902	84 27238 11547 4		289	N2372.1 AN	2CLA237210N1802	84 27238 10676 2		293
N2271 CN	2CLA227100N3102	84 27238 11192 6		289	N2372.1 BL	2CLA237210N1102	84 27238 10197 2		293
N2271 CP	2CLA227100N3502	84 27238 11543 6		289	N2372.1 CV	2CLA237200N3002	84 27238 10680 9		293
N2271 CV	2CLA227100N1902	84 27238 11193 3		289	N2372.1 CN	2CLA237200N3102	84 27238 10681 6		293
N2271 OX	2CLA227100N4002	84 27238 11194 0		289	N2372.1 CV	2CLA237210N1902	84 27238 10677 9		293
N2271 PZ	2CLA227100N2202	84 27238 11196 4		289	N2372.1 OX	2CLA237200N4002	84 27238 10682 3		293
N2271 WG	2CLA227100N2102	84 27238 11197 1		289	N2372.1 PL	2CLA237210N1302	84 27238 10675 5		293
N2271.1 AN	2CLA227110N1802	84 27238 11198 8		289	N2372.1 PZ	2CLA237200N2202	84 27238 10679 3		293
N2271.1 BL	2CLA227110N1102	84 27238 11199 5		289	NTI/Z 28.30.1	2CDG110096R0011	40 16779 66316 8	26	11
N2271.1 CV	2CLA227110N1902	84 27238 11200 8		289	NTU/S 12.2000.1	2CDG110070R0011	40 16779 68117 9	26	12
N2271.1 PL	2CLA227110N1302	84 27238 11201 5		289	PEB/U2.0.1-001	2TAZ2730200R0010	69 57625 31592 4		175
N2272 AN	2CLA227200N1802	84 27238 11204 6		290	PEB/U2.0.1-002	2TAZ2730200R0020	69 57625 31591 7		175
N2272 BL	2CLA227200N1102	84 27238 11205 3		290	PEB/U2.0.1-131	2TAZ2730200R1310	69 57625 31594 8		175
N2272 CB	2CLA227200N3002	84 27238 11206 0		290	PEB/U2.0.1-151	2TAZ2730200R1510	69 57625 31595 5		175
N2272 CC	2CLA227200N3702	84 27238 11549 8		290	PEB/U2.0.1-201	2TAZ2730200R2010	69 57625 31593 1		175
N2272 CF	2CLA227200N3802	84 27238 11550 4		290	PEB/U2.0.1-411	2TAZ2730200R4110	69 57625 31596 2		175
N2272 CH	2CLA227200N3902	84 27238 11551 1		290	PEB/U3.0.1-001	2TAZ2730300R0010	69 57625 31598 6		175
N2272 CN	2CLA227200N3102	84 27238 11207 7		290	PEB/U3.0.1-002	2TAZ2730300R0020	69 57625 31597 9		175
N2272 CP	2CLA227200N3502	84 27238 11548 1		290	PEB/U3.0.1-131	2TAZ2730300R1310	69 57625 31600 6		175

Type	Oder code	EAN	PG	Page	Type	Oder code	EAN	PG	Page
PEB/U3.0.1-151	2TAZ730300R1510	69 57625 31601 3	175		PESF/2.10.1-001	2TAZ730000R0015	69 57625 31757 7	178	
PEB/U3.0.1-201	2TAZ730300R2010	69 57625 31599 3	175		PESF/2.10.1-002	2TAZ730000R0025	69 57625 31754 6	178	
PEB/U3.0.1-411	2TAZ730300R4110	69 57625 31602 0	175		PESF/2.10.1-131	2TAZ730000R1315	69 57625 31763 8	178	
PEB/U5.0.1-001	2TAZ730500R0010	69 57625 31604 4	176		PESF/2.10.1-151	2TAZ730000R1515	69 57625 31766 9	178	
PEB/U5.0.1-002	2TAZ730500R0020	69 57625 31603 7	176		PESF/2.10.1-201	2TAZ730000R2015	69 57625 31760 7	178	
PEB/U5.0.1-131	2TAZ730500R1310	69 57625 31606 8	176		PESF/2.10.1-411	2TAZ730000R4115	69 57625 31769 0	178	
PEB/U5.0.1-151	2TAZ730500R1510	69 57625 31607 5	176		PESF/235.10.1-001	2TAZ730010R0015	69 57625 31756 0	182	
PEB/U5.0.1-201	2TAZ730500R2010	69 57625 31605 1	176		PESF/235.10.1-002	2TAZ730010R0025	69 57625 31753 9	182	
PEB/U5.0.1-411	2TAZ730500R4110	69 57625 31608 2	176		PESF/235.10.1-131	2TAZ730010R1315	69 57625 31762 1	182	
PEBR/U2.0.1-001	2TAZ730210R0010	69 57625 31610 5	172		PESF/235.10.1-151	2TAZ730010R1515	69 57625 31765 2	182	
PEBR/U2.0.1-002	2TAZ730210R0020	69 57625 31609 9	172		PESF/235.10.1-201	2TAZ730010R2015	69 57625 31759 1	182	
PEBR/U2.0.1-131	2TAZ730210R1310	69 57625 31612 9	172		PESF/235.10.1-411	2TAZ730010R4115	69 57625 31768 3	182	
PEBR/U2.0.1-151	2TAZ730210R1510	69 57625 31613 6	172		PESF/35.10.1-001	2TAZ730010R0015	69 57625 31758 4	180	
PEBR/U2.0.1-201	2TAZ730210R2010	69 57625 31611 2	172		PESF/35.10.1-002	2TAZ730010R0025	69 57625 31755 3	180	
PEBR/U2.0.1-411	2TAZ730210R4110	69 57625 31614 3	172		PESF/35.10.1-131	2TAZ730010R1315	69 57625 31764 5	180	
PEBR/U3.0.1-001	2TAZ730310R0010	69 57625 31616 7	173		PESF/35.10.1-151	2TAZ730010R1515	69 57625 31767 6	180	
PEBR/U3.0.1-002	2TAZ730310R0020	69 57625 31615 0	173		PESF/35.10.1-201	2TAZ730010R2015	69 57625 31761 4	180	
PEBR/U3.0.1-131	2TAZ730310R1310	69 57625 31618 1	173		PESF/35.10.1-411	2TAZ730010R4115	69 57625 31770 6	180	
PEBR/U3.0.1-151	2TAZ730310R1510	69 57625 31619 8	173		PESJ/2.10.1-001	2TAZ730000R0013	69 57625 31721 8	177	
PEBR/U3.0.1-201	2TAZ730310R2010	69 57625 31617 4	173		PESJ/2.10.1-002	2TAZ730000R0023	69 57625 31718 8	177	
PEBR/U3.0.1-411	2TAZ730310R4110	69 57625 31620 4	173		PESJ/2.10.1-131	2TAZ730000R1313	69 57625 31727 0	177	
PEBR/U5.0.1-001	2TAZ730510R0010	69 57625 31622 8	174		PESJ/2.10.1-151	2TAZ730000R1513	69 57625 31730 0	177	
PEBR/U5.0.1-002	2TAZ730510R0020	69 57625 31621 1	174		PESJ/2.10.1-201	2TAZ730000R2013	69 57625 31724 9	177	
PEBR/U5.0.1-131	2TAZ730510R1310	69 57625 31624 2	174		PESJ/2.10.1-411	2TAZ730000R4113	69 57625 31733 1	177	
PEBR/U5.0.1-151	2TAZ730510R1510	69 57625 31625 9	174		PESJ/235.10.1-001	2TAZ730010R0013	69 57625 31720 1	182	
PEBR/U5.0.1-201	2TAZ730510R2010	69 57625 31623 5	174		PESJ/235.10.1-002	2TAZ730010R0023	69 57625 31717 1	182	
PEBR/U5.0.1-411	2TAZ730510R4110	69 57625 31626 6	174		PESJ/235.10.1-131	2TAZ730010R1313	69 57625 31726 3	182	
PESB/2.10.1-001	2TAZ730000R0011	69 57625 31685 3	176		PESJ/235.10.1-151	2TAZ730010R1513	69 57625 31729 4	182	
PESB/2.10.1-002	2TAZ730000R0021	69 57625 31682 2	176		PESJ/235.10.1-201	2TAZ730010R2013	69 57625 31723 2	182	
PESB/2.10.1-131	2TAZ730000R1311	69 57625 31691 4	176		PESJ/235.10.1-411	2TAZ730010R4113	69 57625 31732 4	182	
PESB/2.10.1-151	2TAZ730000R1511	69 57625 31694 5	176		PESJ/35.10.1-001	2TAZ730010R0013	69 57625 31722 5	179	
PESB/2.10.1-201	2TAZ730000R2011	69 57625 31688 4	176		PESJ/35.10.1-002	2TAZ730010R0023	69 57625 31719 5	179	
PESB/2.10.1-411	2TAZ730000R4111	69 57625 31697 6	176		PESJ/35.10.1-131	2TAZ730010R1313	69 57625 31728 7	179	
PESB/235.10.1-001	2TAZ730010R0011	69 57625 31684 6	181		PESJ/35.10.1-151	2TAZ730010R1513	69 57625 31731 7	179	
PESB/235.10.1-002	2TAZ730010R0021	69 57625 31681 5	181		PESJ/35.10.1-201	2TAZ730010R2013	69 57625 31725 6	179	
PESB/235.10.1-131	2TAZ730010R1311	69 57625 31690 7	181		PESJ/35.10.1-411	2TAZ730010R4113	69 57625 31734 8	179	
PESB/235.10.1-151	2TAZ730010R1511	69 57625 31693 8	181		PESR/2.10.1-001	2TAZ730000R0012	69 57625 31703 4	177	
PESB/235.10.1-201	2TAZ730010R2011	69 57625 31687 7	181		PESR/2.10.1-002	2TAZ730000R0022	69 57625 31700 3	177	
PESB/235.10.1-411	2TAZ730010R4111	69 57625 31696 9	181		PESR/2.10.1-131	2TAZ730000R1312	69 57625 31709 6	177	
PESB/35.10.1-001	2TAZ730000R0011	69 57625 31686 0	179		PESR/2.10.1-151	2TAZ730000R1512	69 57625 31712 6	177	
PESB/35.10.1-002	2TAZ730000R0021	69 57625 31683 9	179		PESR/2.10.1-201	2TAZ730000R2012	69 57625 31706 5	177	
PESB/35.10.1-131	2TAZ730000R1311	69 57625 31692 1	179		PESR/2.10.1-411	2TAZ730000R4112	69 57625 31715 7	177	
PESB/35.10.1-151	2TAZ730000R1511	69 57625 31695 2	179		PESR/235.10.1-001	2TAZ730010R0012	69 57625 31702 7	182	
PESB/35.10.1-201	2TAZ730000R2011	69 57625 31689 1	179		PESR/235.10.1-002	2TAZ730010R0022	69 57625 31699 0	182	
PESB/35.10.1-411	2TAZ730000R4111	69 57625 31698 3	179		PESR/235.10.1-131	2TAZ730010R1312	69 57625 31708 9	182	
PESD/2.10.1-001	2TAZ730000R0014	69 57625 31739 3	177		PESR/235.10.1-151	2TAZ730010R1512	69 57625 31711 9	182	
PESD/2.10.1-002	2TAZ730000R0024	69 57625 31736 2	177		PESR/235.10.1-201	2TAZ730010R2012	69 57625 31705 8	182	
PESD/2.10.1-131	2TAZ730000R1314	69 57625 31745 4	177		PESR/235.10.1-411	2TAZ730010R4112	69 57625 31714 0	182	
PESD/2.10.1-151	2TAZ730000R1514	69 57625 31748 5	177		PESR/35.10.1-001	2TAZ730010R0012	69 57625 31704 1	180	
PESD/2.10.1-201	2TAZ730000R2014	69 57625 31742 3	177		PESR/35.10.1-002	2TAZ730010R0022	69 57625 31701 0	180	
PESD/2.10.1-411	2TAZ730000R4114	69 57625 31751 5	177		PESR/35.10.1-131	2TAZ730010R1312	69 57625 31710 2	180	
PESD/235.10.1-001	2TAZ730010R0014	69 57625 31738 6	181		PESR/35.10.1-151	2TAZ730010R1512	69 57625 31713 3	180	
PESD/235.10.1-002	2TAZ730010R0024	69 57625 31735 5	181		PESR/35.10.1-201	2TAZ730010R2012	69 57625 31707 2	180	
PESD/235.10.1-131	2TAZ730010R1314	69 57625 31744 7	181		PESR/35.10.1-411	2TAZ730010R4112	69 57625 31716 4	180	
PESD/235.10.1-151	2TAZ730010R1514	69 57625 31747 8	181		PESX/2.10.1-001	2TAZ730000R0010	69 57625 31667 9	176	
PESD/235.10.1-201	2TAZ730010R2014	69 57625 31741 6	181		PESX/2.10.1-002	2TAZ730000R0020	69 57625 31664 8	176	
PESD/235.10.1-411	2TAZ730010R4114	69 57625 31750 8	181		PESX/2.10.1-131	2TAZ730000R1310	69 57625 31673 0	176	
PESD/35.10.1-001	2TAZ730000R0014	69 57625 31740 9	179		PESX/2.10.1-151	2TAZ730000R1510	69 57625 31676 1	176	
PESD/35.10.1-002	2TAZ730000R0024	69 57625 31737 9	179		PESX/2.10.1-201	2TAZ730000R2010	69 57625 31670 9	176	
PESD/35.10.1-131	2TAZ730000R1314	69 57625 31746 1	179		PESX/2.10.1-411	2TAZ730000R4110	69 57625 31679 2	176	
PESD/35.10.1-151	2TAZ730000R1514	69 57625 31749 2	179		PESX/235.10.1-001	2TAZ730010R0010	69 57625 31666 2	181	
PESD/35.10.1-201	2TAZ730000R2014	69 57625 31743 0	179		PESX/235.10.1-002	2TAZ730010R0020	69 57625 31663 1	181	
PESD/35.10.1-411	2TAZ730000R4114	69 57625 31752 2	179		PESX/235.10.1-131	2TAZ730010R1310	69 57625 31672 3	181	

Selection Table According to Type

Type	Oder code	EAN	PG	Page	Type	Oder code	EAN	PG	Page
PESX/235.10.1-151	2TAZ730010R1510	69 57625 31675 4		181	RoomGuard-20	2CSY244490R0020	80 12542 44490 9	26	308
PESX/235.10.1-201	2TAZ730010R2010	69 57625 31669 3		181	RoomGuard-200	2CSY247240R0200	80 12542 47240 7	26	148
PESX/235.10.1-411	2TAZ730010R4110	69 57625 31678 5		181	RoomGuard-200	2CSY247240R0200	80 12542 47240 7	26	282
PESX/35.10.1-001	2TAZ730001R0010	69 57625 31668 6		178	RoomGuard-200	2CSY247240R0200	80 12542 47240 7	26	303
PESX/35.10.1-002	2TAZ730001R0020	69 57625 31665 5		178	RoomGuard-200	2CSY247240R0200	80 12542 47240 7	26	308
PESX/35.10.1-131	2TAZ730001R1310	69 57625 31674 7		178	RoomGuard-50	2CSY249580R0050	80 12542 49580 2	26	148
PESX/35.10.1-151	2TAZ730001R1510	69 57625 31677 8		178	RoomGuard-50	2CSY249580R0050	80 12542 49580 2	26	282
PESX/35.10.1-201	2TAZ730001R2010	69 57625 31671 6		178	RoomGuard-50	2CSY249580R0050	80 12542 49580 2	26	303
PESX/35.10.1-411	2TAZ730001R4110	69 57625 31680 8		178	RoomGuard-50	2CSY249580R0050	80 12542 49580 2	26	308
PESZ/2.10.1-001	2TAZ730000R0016	69 57625 31775 1		178	RoomGuard-PMS	2CSY244280R0999	80 12542 44280 6	26	148
PESZ/2.10.1-002	2TAZ730000R0026	69 57625 31772 0		178	RoomGuard-PMS	2CSY244280R0999	80 12542 44280 6	26	282
PESZ/2.10.1-131	2TAZ730000R1316	69 57625 31781 2		178	RoomGuard-PMS	2CSY244280R0999	80 12542 44280 6	26	303
PESZ/2.10.1-151	2TAZ730000R1516	69 57625 31784 3		178	RoomGuard-PMS	2CSY244280R0999	80 12542 44280 6	26	308
PESZ/2.10.1-201	2TAZ730000R2016	69 57625 31778 2		178	RS/U 1.1	2CSY244490R1012	80 12542 51285 1		295
PESZ/2.10.1-411	2TAZ730000R4116	69 57625 31787 4		178	RS/U 2.1	2CSY247450R1003	80 12542 51275 2		295
PESZ/235.10.1-001	2TAZ730010R0016	69 57625 31774 4		183	RT/U 1.1.ZA	2CSY249370R1202	80 12542 49370 9		301
PESZ/235.10.1-002	2TAZ730010R0026	69 57625 31771 3		183	RT/U 1.1.ZC	2CSY247370R1202	80 12542 47370 1		301
PESZ/235.10.1-131	2TAZ730010R1316	69 57625 31780 5		183	RT/U 1.1.ZS	2CSY242280R1202	80 12542 42280 8		301
PESZ/235.10.1-151	2TAZ730010R1516	69 57625 31783 6		183	RT/U 1.1.ZW	2CSY244280R1202	80 12542 51325 4		301
PESZ/235.10.1-201	2TAZ730010R2016	69 57625 31777 5		183	RT/U 30.0.1-811	2TMA200050W0007	69 55891 81618 3	26	115
PESZ/235.10.1-411	2TAZ730010R4116	69 57625 31786 7		183	RT/U 30.0.1-825	2TMA200050B0005	69 55891 81619 0	26	115
PESZ/35.10.1-001	2TAZ730001R0016	69 57625 31776 8		180	RT/U12.86.1-811	2TMA310011W0001	69 55891 82003 6		114
PESZ/35.10.1-002	2TAZ730001R0026	69 57625 31773 7		180	RT/U12.86.1-825	2TMA310011B0003	69 55891 82002 9		114
PESZ/35.10.1-131	2TAZ730001R1316	69 57625 31782 9		180	SA/M 2.16.1	2CDG110100R0011	40 16779 68158 2	26	25
PESZ/35.10.1-151	2TAZ730001R1516	69 57625 31785 0		180	SA/M 2.6.1	2CDG110002R0011	40 16779 58314 5	26	25
PESZ/35.10.1-201	2TAZ730001R2016	69 57625 31779 9		180	SA/S 12.10.2.2	2CDG110260R0011	40 16779 06661 7	26	44
PESZ/35.10.1-411	2TAZ730001R4116	69 57625 31788 1		180	SA/S 12.16.2.2	2CDG110264R0011	40 16779 06669 3	26	44
PK/E 2.1	2CDG120043R0011	40 16779 90671 5	20	112	SA/S 12.16.5.2	2CDG110268R0011	40 16779 06651 8	26	45
PM5630-2ETH	1SAP131000R0278	40 13614 50899 8		105	SA/S 12.16.6.2	2CDG110272R0011	40 16779 06653 2	26	45
PRT/U 1.1.CH	2CSKK5300C	80 1254 226395 1		147	SA/S 12.6.2.2	2CDG110256R0011	40 16779 06677 8	26	44
PRT/U 1.1.CH	2CSKK5300C	80 1254 226395 1		306	SA/S 2.10.2.2	2CDG110257R0011	40 16779 06655 6	26	44
PS 1/4/6-KNX	2CDG924003R0011	40 16779 66758 6	20	18	SA/S 2.16.2.2	2CDG110261R0011	40 16779 06663 1	26	44
PS 1/60/6-KNX	2CDG924004R0011	40 16779 66759 3	20	18	SA/S 2.16.5.2	2CDG110265R0011	40 16779 06645 7	26	45
PS/E 2.2	2CDG120071R0011	40 13614 55654 8	20	111	SA/S 2.16.6.2	2CDG110269R0011	40 16779 06632 7	26	45
PS5604-KNX	1SAP195800R0101	40 13614 53694 6		105	SA/S 2.6.2.2	2CDG110253R0011	40 16779 06671 6	26	44
PS-END 1-S	2CDL00001R0001	40 16779 66698 5		18	SA/S 4.10.2.2	2CDG110258R0011	40 16779 06657 0	26	44
PTI/U 1.1.CH	2CSKK5200C	80 1254 226385 2		147	SA/S 4.16.2.2	2CDG110262R0011	40 16779 06665 5	26	44
PTI/U 1.1.CH	2CSKK5200C	80 1254 226385 2		306	SA/S 4.16.5.2	2CDG110266R0011	40 16779 06647 1	26	45
QA/S 1.16.1	2CDG110224R0011	40 16779 99771 3	26	129	SA/S 4.16.6.2	2CDG110270R0011	40 16779 06641 9	26	45
QA/S 3.16.1	2CDG110226R0011	40 16779 99775 1	26	130	SA/S 4.6.2.2	2CDG110254R0011	40 16779 06673 0	26	44
QA/S 3.64.1	2CDG110227R0011	40 16779 99776 8	26	130	SA/S 8.10.2.2	2CDG110259R0011	40 16779 06659 4	26	44
QA/S 4.16.1	2CDG110228R0011	40 16779 99777 5	26	130	SA/S 8.16.2.2	2CDG110263R0011	40 16779 06667 9	26	44
QA/S 4.64.1	2CDG110229R0011	40 16779 99778 2	26	130	SA/S 8.16.5.2	2CDG110267R0011	40 16779 06649 5	26	45
RA/U 1.16.1	2CSY249580R1103	80 12542 51295 0		295	SA/S 8.16.6.2	2CDG110271R0011	40 16779 06643 3	26	45
RA/U 2.8.1	2CSY242150R1106	80 12542 51305 6		295	SA/S 8.6.2.2	2CDG110255R0011	40 16779 06675 4	26	44
RB/U 1.1	2CSY247240R1105	80 12542 51315 5		296	SA/U 1.16.2	2CKA006151A0280	40 11395 30986 5	26	46
RC/A 4.2	2CDG110104R0011	40 16779 67647 2	26	24	SAB/A.0.1-83	2CKA006330A0092	40 11395 29937 1	26	212
RC/A 8.2	2CDG110106R0011	40 16779 68126 1	26	24	SAB/A.0.1-84	2CKA006330A0020	40 11395 25550 6	26	212
RM/S 1.1	2CDG110094R0011	40 16779 66656 8	26	28	SAB/A.0.1-884	2CKA006330A0090	40 11395 29935 7	26	212
RM/S 2.1	2CDG110095R0011	40 16779 66657 4	26	28	SAB/A.0.1-885	2CKA006330A0091	40 11395 29936 4	26	212
RM/S 3.1	2CDG110165R0011	40 16779 88106 7	26	28	SAF/A.10.1-24	2CKA006134A0348	40 11395 25211 6	26	101
RM/S 4.1	2CDG110170R0011	40 16779 88126 5	26	28	SAH/S 16.10.7.1	2CDG110248R0011	40 16779 06682 2	26	43
RoomGuard-10	2CSY247450R0010	80 12542 47450 0	26	148	SAH/S 16.16.7.1	2CDG110251R0011	40 16779 06685 3	26	43
RoomGuard-10	2CSY247450R0010	80 12542 47450 0	26	282	SAH/S 16.6.7.1	2CDG110245R0011	40 16779 06679 2	26	43
RoomGuard-10	2CSY247450R0010	80 12542 47450 0	26	303	SAH/S 24.10.7.1	2CDG110249R0011	40 16779 06683 9	26	43
RoomGuard-10	2CSY247450R0010	80 12542 47450 0	26	308	SAH/S 24.16.7.1	2CDG110252R0011	40 16779 06686 0	26	43
RoomGuard-100	2CSY242150R0100	80 12542 42150 4	26	148	SAH/S 24.6.7.1	2CDG110246R0011	40 13614 55254 0	26	43
RoomGuard-100	2CSY242150R0100	80 12542 42150 4	26	282	SAH/S 8.10.7.1	2CDG110247R0011	40 16779 06681 5	26	43
RoomGuard-100	2CSY242150R0100	80 12542 42150 4	26	303	SAH/S 8.16.7.1	2CDG110250R0011	40 16779 06684 6	26	43
RoomGuard-100	2CSY242150R0100	80 12542 42150 4	26	308	SAH/S 8.6.7.1	2CDG110244R0011	40 16779 06631 0	26	43
RoomGuard-20	2CSY244490R0020	80 12542 44490 9	26	148	SAH/U 2.16.2	2CKA006152A0042	40 11395 30988 9	26	46
RoomGuard-20	2CSY244490R0020	80 12542 44490 9	26	282	SAK12	GHV9240001V0012	40 13232 74494 5	50	11
RoomGuard-20	2CSY244490R0020	80 12542 44490 9	26	303	SAK17	GHV9240001V0013	40 13232 74495 2	50	11

Type	Oder code	EAN	PG	Page	Type	Oder code	EAN	PG	Page
SAKI7	GHV9240001V0013	40 13232 74495 2	50	135	SLX/A.0.1-84	2CKA006330A0028	40 11395255582	26	214
SAK7	GHV9240001V0011	40 13232 74493 8	50	11	SLX/A.0.1-884	2CKA006330A0121	40 11395 29966 1	26	214
SAR/A.1.0.1-24	2CKA006134A0346	40 11395 25209 3	26	101	SLX/A.0.1-885	2CKA006330A0122	40 11395 29967 8	26	214
SAS/A.0.1-83	2CKA006330A0086	40 11395 29931 9	26	212	SLY/A.0.1-83	2CKA006330A0131	40 11395 29976 0	26	214
SAS/A.0.1-84	2CKA006330A0018	40 11395255483	26	212	SLY/A.0.1-84	2CKA006330A0030	41 11395265901	26	214
SAS/A.0.1-884	2CKA006330A0084	40 11395 29929 6	26	212	SLY/A.0.1-884	2CKA006330A0129	40 11395 29974 6	26	214
SAS/A.0.1-885	2CKA006330A0085	40 11395 29930 2	26	212	SLY/A.0.1-885	2CKA006330A0130	40 11395 29975 3	26	214
SB/U12.0.1-83	2CKA006330A0080	40 11395 29915 9	26	212	SMB/S 1.1	GHQ6310085R0111	40 16779 58092 2	26	131
SB/U12.0.1-84	2CKA006330A0016	40 11395 25546 9	26	212	SPD/S 1.1	7TCA085400R0448	54 15022 47550 0		18
SB/U12.0.1-884	2CKA006330A0078	40 11395 29913 5	26	212	SPGS/W	GHV9220004V0009	40 13232 61420 0	50	135
SB/U12.0.1-885	2CKA006330A0079	40 11395 29914 2	26	212	SR-1-212	2CKA006220A0182	40 11395 18074 7	24	254
SB/U8.0.1-83	2CKA006330A0074	40 11395 29909 8	26	212	SR-1-214	2CKA006220A0183	40 11395 18113 3	24	254
SB/U8.0.1-84	2CKA006330A0014	40 11395 25524 7	26	212	SR-1-803	2CKA006220A0550	40 11395 20386 6	24	254
SB/U8.0.1-884	2CKA006330A0072	40 11395 29906 7	26	212	SR-1-81	2CKA006220A0137	40 11395 18149 2	24	254
SB/U8.0.1-885	2CKA006330A0073	40 11395 29908 1	26	212	SR-1-81	2CKA006220A0137	40 11395 18149 2	24	254
SBC/U10.0.1-83	2CKA006330A0068	40 11395 29902 9	26	211	SR-1-81	2CKA006220A0137	40 11395 18149 2	24	254
SBC/U10.0.1-84	2CKA006330A0012	40 11395 25521 6	26	211	SR-1-82	2CKA006220A0516	40 11395 20345 3	24	254
SBC/U10.0.1-884	2CKA006330A0066	40 11395 29900 5	26	211	SR-1-82	2CKA006220A0516	40 11395 20345 3	24	254
SBC/U10.0.1-885	2CKA006330A0067	40 11395 29901 2	26	211	SR-1-82	2CKA006220A0516	40 11395 20345 3	24	254
SBC/U6.0.1-83	2CKA006330A0062	40 11395 29896 1	26	211	SR-1-82	2CKA006220A0516	40 11395 20345 3	24	254
SBC/U6.0.1-84	2CKA006330A0010	40 11395 25519 3	26	211	SR-1-83	2CKA006220A0138	40 11395 18217 8	24	254
SBC/U6.0.1-884	2CKA006330A0060	40 11395 29894 7	26	211	SR-1-84	2CKA006220A0139	40 11395 18183 6	24	254
SBC/U6.0.1-885	2CKA006330A0061	40 11395 29895 4	26	211	SR-1-84	2CKA006220A0139	40 11395 18183 6	24	254
SBR/U10.0.1-83	2CKA006330A0056	40 11395 29890 9	26	211	SR-1-84	2CKA006220A0139	40 11395 18183 6	24	254
SBR/U10.0.1-84	2CKA006330A0008	40 11395 25517 9	26	211	SR-1-84	2CKA006220A0139	40 11395 18183 6	24	254
SBR/U10.0.1-884	2CKA006330A0054	40 11395 29888 6	26	211	SR-1-840	2CKA006220A0371	40 11395 19559 8	24	254
SBR/U10.0.1-885	2CKA006330A0055	40 11395 29889 3	26	211	SR-1-866	2CKA006220A0533	40 11395 20369 9	24	254
SBR/U6.0.1-83	2CKA006330A0044	40 11395 29878 7	26	210	SR-1-884	2CKA006220A0601	40 11395 20437 7	24	254
SBR/U6.0.1-84	2CKA006330A0004	40 11395 25566 7	26	210	SR-1-885	2CKA006220A0618	40 11395 20451 1	24	254
SBR/U6.0.1-884	2CKA006330A0042	40 11395 29876 3	26	210	SR-2-212	2CKA006220A0192	40 11395 18079 2	24	259
SBR/U6.0.1-885	2CKA006330A0043	40 11395 29877 0	26	210	SR-2-214	2CKA006220A0193	40 11395 18119 5	24	259
SBS/U10.0.1-83	2CKA006330A0050	40 11395 29884 8	26	210	SR-2-803	2CKA006220A0555	40 11395 20392 7	24	259
SBS/U10.0.1-84	2CKA006330A0006	40 11395 25512 4	26	210	SR-2-81	2CKA006220A0152	40 11395 18155 3	24	259
SBS/U10.0.1-884	2CKA006330A0048	40 11395 29882 4	26	210	SR-2-81	2CKA006220A0152	40 11395 18155 3	24	259
SBS/U10.0.1-885	2CKA006330A0049	40 11395 29883 1	26	210	SR-2-81	2CKA006220A0152	40 11395 18155 3	24	259
SBS/U6.0.1-83	2CKA006330A0038	40 11395 29872 5	26	210	SR-2-82	2CKA006220A0521	40 11395 20350 7	24	259
SBS/U6.0.1-84	2CKA006330A0002	40 11395 25508 7	26	210	SR-2-82	2CKA006220A0521	40 11395 20350 7	24	259
SBS/U6.0.1-884	2CKA006330A0036	40 11395 29870 1	26	210	SR-2-82	2CKA006220A0521	40 11395 20350 7	24	259
SBS/U6.0.1-885	2CKA006330A0037	40 11395 29871 8	26	210	SR-2-82	2CKA006220A0521	40 11395 20350 7	24	259
SCM/S 1.1	2CDG110024R0011	40 16779 58391 6	26	134	SR-2-83	2CKA006220A0153	40 11395 18223 9	24	259
SD/M 2.6.2	2CDG110107R0011	40 16779 68066 0	26	25	SR-2-84	2CKA006220A0154	40 11395 18188 1	24	259
SD/S 2.16.1	2CDG110079R0011	40 16779 65996 3	26	69	SR-2-84	2CKA006220A0154	40 11395 18188 1	24	259
SD/S 4.16.1	2CDG110080R0011	40 16779 65937 6	26	69	SR-2-84	2CKA006220A0154	40 11395 18188 1	24	259
SD/S 8.16.1	2CDG110081R0011	40 16779 65918 5	26	69	SR-2-84	2CKA006220A0154	40 11395 18188 1	24	259
SD/U12.55.1-825	2TMA310011B0001	69 55891 82000 5	26	216	SR-2-840	2CKA006220A0376	40 11395 19564 2	24	259
SD/U12.55.1-825	2TMA310011B0001	69 55891 82000 5	26	270	SR-2-866	2CKA006220A0538	40 11395 20375 0	24	259
SD/U12.63.1-825	2TMA310011B0002	69 55891 82001 2	26	221	SR-2-884	2CKA006220A0606	40 11395 20439 9	24	259
SD/U12.70.1-4015	2TMA310011B0004	69 55891 82004 3	26	229	SR-2-885	2CKA006220A0623	40 11395 20456 6	24	259
SE/S 3.16.1	2CDG110136R0011	40 16779 70977 4	26	127	SRB-1-212	2CKA006220A0186	40 11395 18076 1	24	256
SJR/S 4.24.2.1	2CDG110143R0011	40 16779 86446 6	26	54	SRB-1-214	2CKA006220A0187	40 11395 18115 7	24	256
SLB/A.0.1-83	2CKA006330A0115	40 11395 29960 9	26	213	SRB-1-803	2CKA006220A0552	40 11395 20388 0	24	256
SLB/A.0.1-84	2CKA006330A0026	40 11395 25556 8	26	213	SRB-1-81	2CKA006220A0143	40 11395 18152 2	24	256
SLB/A.0.1-884	2CKA006330A0113	40 11395 29958 6	26	213	SRB-1-81	2CKA006220A0143	40 11395 18152 2	24	256
SLB/A.0.1-885	2CKA006330A0114	40 11395 29959 3	26	213	SRB-1-81	2CKA006220A0143	40 11395 18152 2	24	256
SLM/A.0.1-83	2CKA006330A0107	40 11395 29952 4	26	213	SRB-1-82	2CKA006220A0518	40 11395 20347 7	24	256
SLM/A.0.1-84	2CKA006330A0024	40 11395 25554 4	26	213	SRB-1-82	2CKA006220A0518	40 11395 20347 7	24	256
SLM/A.0.1-884	2CKA006330A0105	40 11395 29950 0	26	213	SRB-1-82	2CKA006220A0518	40 11395 20347 7	24	256
SLM/A.0.1-885	2CKA006330A0106	40 11395 29951 7	26	213	SRB-1-82	2CKA006220A0518	40 11395 20347 7	24	256
SLS/A.0.1-83	2CKA006330A0099	40 11395 29944 9	26	213	SRB-1-83	2CKA006220A0144	40 11395 18219 2	24	256
SLS/A.0.1-84	2CKA006330A0022	40 11395 25552 0	26	213	SRB-1-84	2CKA006220A0145	40 11395 18185 0	24	256
SLS/A.0.1-884	2CKA006330A0097	40 11395 29942 5	26	213	SRB-1-84	2CKA006220A0145	40 11395 18185 0	24	256
SLS/A.0.1-885	2CKA006330A0098	40 11395 29943 2	26	213	SRB-1-84	2CKA006220A0145	40 11395 18185 0	24	256
SLX/A.0.1-83	2CKA006330A0123	40 11395 29968 5	26	214	SRB-1-84	2CKA006220A0145	40 11395 18185 0	24	256

Selection Table According to Type

Type	Oder code	EAN	PG	Page	Type	Oder code	EAN	PG	Page
SRB-1-840	2CKA006220A0373	40 11395 19561 1	24	256	SRD-2-R-803	2CKA006220A0560	40 11395 20397 2	24	262
SRB-1-866	2CKA006220A0535	40 11395 20371 2	24	256	SRD-2-R-81	2CKA006220A0258	40 11395 18847 7	24	262
SRB-1-884	2CKA006220A0603	40 11395 20436 8	24	256	SRD-2-R-81	2CKA006220A0258	40 11395 18847 7	24	262
SRB-1-885	2CKA006220A0620	40 11395 20453 5	24	256	SRD-2-R-81	2CKA006220A0258	40 11395 18847 7	24	262
SRB-2-212	2CKA006220A0196	40 11395 18081 5	24	259	SRD-2-R-82	2CKA006220A0526	40 11395 20364 4	24	262
SRB-2-214	2CKA006220A0197	40 11395 18122 5	24	259	SRD-2-R-82	2CKA006220A0526	40 11395 20364 4	24	262
SRB-2-803	2CKA006220A0557	40 11395 20394 1	24	259	SRD-2-R-82	2CKA006220A0526	40 11395 20364 4	24	262
SRB-2-81	2CKA006220A0158	40 11395 18122 5	24	259	SRD-2-R-82	2CKA006220A0526	40 11395 20364 4	24	262
SRB-2-81	2CKA006220A0158	40 11395 18122 5	24	259	SRD-2-R-83	2CKA006220A0259	40 11395 18848 4	24	262
SRB-2-81	2CKA006220A0158	40 11395 18122 5	24	259	SRD-2-R-84	2CKA006220A0260	40 11395 18849 1	24	262
SRB-2-82	2CKA006220A0523	40 11395 20361 3	24	259	SRD-2-R-84	2CKA006220A0260	40 11395 18849 1	24	262
SRB-2-82	2CKA006220A0523	40 11395 20361 3	24	259	SRD-2-R-84	2CKA006220A0260	40 11395 18849 1	24	262
SRB-2-82	2CKA006220A0523	40 11395 20361 3	24	259	SRD-2-R-84	2CKA006220A0260	40 11395 18849 1	24	262
SRB-2-82	2CKA006220A0523	40 11395 20361 3	24	259	SRD-2-R-840	2CKA006220A0383	40 11395 19572 7	24	262
SRB-2-83	2CKA006220A0159	40 11395 18225 3	24	259	SRD-2-R-866	2CKA006220A0543	40 11395 20381 1	24	262
SRB-2-84	2CKA006220A0160	40 11395 18191 1	24	259	SRD-2-R-884	2CKA006220A0611	40 11395 20445 0	24	262
SRB-2-84	2CKA006220A0160	40 11395 18191 1	24	259	SRD-2-R-885	2CKA006220A0628	40 11395 20462 7	24	262
SRB-2-84	2CKA006220A0160	40 11395 18191 1	24	259	SRL-1-212	2CKA006220A0184	40 11395 18075 4	24	255
SRB-2-84	2CKA006220A0160	40 11395 18191 1	24	259	SRL-1-214	2CKA006220A0185	40 11395 18114 0	24	255
SRB-2-840	2CKA006220A0378	40 11395 19566 6	24	259	SRL-1-803	2CKA006220A0551	40 11395 20387 3	24	255
SRB-2-866	2CKA006220A0540	40 11395 20377 4	24	259	SRL-1-81	2CKA006220A0140	40 11395 18151 5	24	255
SRB-2-884	2CKA006220A0608	40 11395 20442 9	24	259	SRL-1-81	2CKA006220A0140	40 11395 18151 5	24	255
SRB-2-885	2CKA006220A0625	40 11395 20458 0	24	259	SRL-1-81	2CKA006220A0140	40 11395 18151 5	24	255
SRD-1-212	2CKA006220A0190	40 11395 18078 5	24	258	SRL-1-82	2CKA006220A0517	40 11395 20346 0	24	255
SRD-1-214	2CKA006220A0191	40 11395 18118 8	24	258	SRL-1-82	2CKA006220A0517	40 11395 20346 0	24	255
SRD-1-803	2CKA006220A0554	40 11395 20391 0	24	258	SRL-1-82	2CKA006220A0517	40 11395 20346 0	24	255
SRD-1-81	2CKA006220A0149	40 11395 18154 6	24	258	SRL-1-82	2CKA006220A0517	40 11395 20346 0	24	255
SRD-1-81	2CKA006220A0149	40 11395 18154 6	24	258	SRL-1-83	2CKA006220A0141	40 11395 18218 5	24	255
SRD-1-81	2CKA006220A0149	40 11395 18154 6	24	258	SRL-1-84	2CKA006220A0142	40 11395 18184 3	24	255
SRD-1-82	2CKA006220A0520	40 11395 20349 1	24	258	SRL-1-84	2CKA006220A0142	40 11395 18184 3	24	255
SRD-1-82	2CKA006220A0520	40 11395 20349 1	24	258	SRL-1-84	2CKA006220A0142	40 11395 18184 3	24	255
SRD-1-82	2CKA006220A0520	40 11395 20349 1	24	258	SRL-1-84	2CKA006220A0142	40 11395 18184 3	24	255
SRD-1-82	2CKA006220A0520	40 11395 20349 1	24	258	SRL-1-840	2CKA006220A0372	40 11395 19560 4	24	255
SRD-1-83	2CKA006220A0150	40 11395 18222 2	24	258	SRL-1-866	2CKA006220A0534	40 11395 20370 5	24	255
SRD-1-84	2CKA006220A0151	40 11395 18187 4	24	258	SRL-1-884	2CKA006220A0602	40 11395 20434 4	24	255
SRD-1-84	2CKA006220A0151	40 11395 18187 4	24	258	SRL-1-885	2CKA006220A0619	40 11395 20452 8	24	255
SRD-1-84	2CKA006220A0151	40 11395 18187 4	24	258	SRL-2-L-212	2CKA006220A0194	40 11395 18080 8	24	260
SRD-1-84	2CKA006220A0151	40 11395 18187 4	24	258	SRL-2-L-214	2CKA006220A0195	40 11395 18121 8	24	260
SRD-1-840	2CKA006220A0375	40 11395 19563 5	24	258	SRL-2-L-803	2CKA006220A0556	40 11395 20393 4	24	260
SRD-1-866	2CKA006220A0537	40 11395 20374 3	24	258	SRL-2-L-81	2CKA006220A0155	40 11395 18156 0	24	260
SRD-1-884	2CKA006220A0605	40 11395 20438 2	24	258	SRL-2-L-81	2CKA006220A0155	40 11395 18156 0	24	260
SRD-1-885	2CKA006220A0622	40 11395 20455 9	24	258	SRL-2-L-81	2CKA006220A0155	40 11395 18156 0	24	260
SRD-2-L-212	2CKA006220A0200	40 11395 18084 6	24	262	SRL-2-L-82	2CKA006220A0522	40 11395 20360 6	24	260
SRD-2-L-214	2CKA006220A0201	40 11395 18124 9	24	262	SRL-2-L-82	2CKA006220A0522	40 11395 20360 6	24	260
SRD-2-L-803	2CKA006220A0559	40 11395 20396 5	24	262	SRL-2-L-82	2CKA006220A0522	40 11395 20360 6	24	260
SRD-2-L-81	2CKA006220A0164	40 11395 18159 1	24	262	SRL-2-L-82	2CKA006220A0522	40 11395 20360 6	24	260
SRD-2-L-81	2CKA006220A0164	40 11395 18159 1	24	262	SRL-2-L-83	2CKA006220A0156	40 11395 18224 6	24	260
SRD-2-L-81	2CKA006220A0164	40 11395 18159 1	24	262	SRL-2-L-84	2CKA006220A0157	40 11395 18189 8	24	260
SRD-2-L-82	2CKA006220A0525	40 11395 20363 7	24	262	SRL-2-L-84	2CKA006220A0157	40 11395 18189 8	24	260
SRD-2-L-82	2CKA006220A0525	40 11395 20363 7	24	262	SRL-2-L-84	2CKA006220A0157	40 11395 18189 8	24	260
SRD-2-L-82	2CKA006220A0525	40 11395 20363 7	24	262	SRL-2-L-84	2CKA006220A0157	40 11395 18189 8	24	260
SRD-2-L-82	2CKA006220A0525	40 11395 20363 7	24	262	SRL-2-L-840	2CKA006220A0377	40 11395 19565 9	24	260
SRD-2-L-83	2CKA006220A0165	40 11395 18227 7	24	262	SRL-2-L-866	2CKA006220A0539	40 11395 20376 7	24	260
SRD-2-L-84	2CKA006220A0166	40 11395 18193 5	24	262	SRL-2-L-884	2CKA006220A0607	40 11395 20441 2	24	260
SRD-2-L-84	2CKA006220A0166	40 11395 18193 5	24	262	SRL-2-L-885	2CKA006220A0624	40 11395 20457 3	24	260
SRD-2-L-84	2CKA006220A0166	40 11395 18193 5	24	262	SRL-2-R-212	2CKA006220A0202	40 11395 18085 3	24	260
SRD-2-L-84	2CKA006220A0166	40 11395 18193 5	24	262	SRL-2-R-214	2CKA006220A0203	40 11395 18126 3	24	260
SRD-2-L-840	2CKA006220A0380	40 11395 19568 0	24	262	SRL-2-R-803	2CKA006220A0561	40 11395 20398 9	24	260
SRD-2-L-866	2CKA006220A0542	40 11395 20379 8	24	262	SRL-2-R-81	2CKA006220A0167	40 11395 18161 4	24	260
SRD-2-L-884	2CKA006220A0610	40 11395 20444 3	24	262	SRL-2-R-81	2CKA006220A0167	40 11395 18161 4	24	260
SRD-2-L-885	2CKA006220A0627	40 11395 20461 0	24	262	SRL-2-R-81	2CKA006220A0167	40 11395 18161 4	24	260
SRD-2-R-212	2CKA006220A0261	40 11395 18850 7	24	262	SRL-2-R-82	2CKA006220A0527	40 11395 20365 1	24	260
SRD-2-R-214	2CKA006220A0262	40 11395 18851 4	24	262	SRL-2-R-82	2CKA006220A0527	40 11395 20365 1	24	260

Type	Oder code	EAN	PG	Page
SRL-2-R-82	2CKA006220A0527	40 11395 20365 1	24	260
SRL-2-R-82	2CKA006220A0527	40 11395 20365 1	24	260
SRL-2-R-83	2CKA006220A0168	40 11395 18228 4	24	260
SRL-2-R-84	2CKA006220A0169	40 11395 18194 2	24	260
SRL-2-R-84	2CKA006220A0169	40 11395 18194 2	24	260
SRL-2-R-84	2CKA006220A0169	40 11395 18194 2	24	260
SRL-2-R-84	2CKA006220A0169	40 11395 18194 2	24	260
SRL-2-R-840	2CKA006220A0381	40 11395 19569 7	24	260
SRL-2-R-866	2CKA006220A0544	40 11395 20382 8	24	260
SRL-2-R-884	2CKA006220A0612	40 11395 20446 7	24	260
SRL-2-R-885	2CKA006220A0629	40 11395 20463 4	24	260
SRS-1-212	2CKA006220A0188	40 11395 18077 8	24	257
SRS-1-214	2CKA006220A0189	40 11395 18117 1	24	257
SRS-1-803	2CKA006220A0553	40 11395 20389 7	24	257
SRS-1-81	2CKA006220A0146	40 11395 18153 9	24	257
SRS-1-81	2CKA006220A0146	40 11395 18153 9	24	257
SRS-1-81	2CKA006220A0146	40 11395 18153 9	24	257
SRS-1-82	2CKA006220A0519	40 11395 20348 4	24	257
SRS-1-82	2CKA006220A0519	40 11395 20348 4	24	257
SRS-1-82	2CKA006220A0519	40 11395 20348 4	24	257
SRS-1-82	2CKA006220A0519	40 11395 20348 4	24	257
SRS-1-83	2CKA006220A0147	40 11395 18221 5	24	257
SRS-1-84	2CKA006220A0148	40 11395 18186 7	24	257
SRS-1-84	2CKA006220A0148	40 11395 18186 7	24	257
SRS-1-84	2CKA006220A0148	40 11395 18186 7	24	257
SRS-1-84	2CKA006220A0148	40 11395 18186 7	24	257
SRS-1-840	2CKA006220A0374	40 11395 19562 8	24	257
SRS-1-866	2CKA006220A0536	40 11395 20372 9	24	257
SRS-1-884	2CKA006220A0604	40 11395 20435 1	24	257
SRS-1-885	2CKA006220A0621	40 11395 20454 2	24	257
SRS-2-L-212	2CKA006220A0198	40 11395 18083 9	24	261
SRS-2-L-214	2CKA006220A0199	40 11395 18123 2	24	261
SRS-2-L-803	2CKA006220A0558	40 11395 20395 8	24	261
SRS-2-L-81	2CKA006220A0161	40 11395 18158 4	24	261
SRS-2-L-81	2CKA006220A0161	40 11395 18158 4	24	261
SRS-2-L-81	2CKA006220A0161	40 11395 18158 4	24	261
SRS-2-L-82	2CKA006220A0524	40 11395 20362 0	24	261
SRS-2-L-82	2CKA006220A0524	40 11395 20362 0	24	261
SRS-2-L-82	2CKA006220A0524	40 11395 20362 0	24	261
SRS-2-L-82	2CKA006220A0524	40 11395 20362 0	24	261
SRS-2-L-82	2CKA006220A0524	40 11395 20362 0	24	261
SRS-2-L-83	2CKA006220A0162	40 11395 18226 0	24	261
SRS-2-L-84	2CKA006220A0163	40 11395 18192 8	24	261
SRS-2-L-84	2CKA006220A0163	40 11395 18192 8	24	261
SRS-2-L-84	2CKA006220A0163	40 11395 18192 8	24	261
SRS-2-L-84	2CKA006220A0163	40 11395 18192 8	24	261
SRS-2-L-840	2CKA006220A0379	40 11395 19567 3	24	261
SRS-2-L-866	2CKA006220A0541	40 11395 20378 1	24	261
SRS-2-L-884	2CKA006220A0609	40 11395 20443 6	24	261
SRS-2-L-885	2CKA006220A0626	40 11395 20459 7	24	261
SRS-2-R-212	2CKA006220A0206	40 11395 18088 4	24	261
SRS-2-R-214	2CKA006220A0207	40 11395 18128 7	24	261
SRS-2-R-803	2CKA006220A0562	40 11395 20399 6	24	261
SRS-2-R-81	2CKA006220A0173	40 11395 18163 8	24	261
SRS-2-R-81	2CKA006220A0173	40 11395 18163 8	24	261
SRS-2-R-81	2CKA006220A0173	40 11395 18163 8	24	261
SRS-2-R-82	2CKA006220A0528	40 11395 20366 8	24	261
SRS-2-R-82	2CKA006220A0528	40 11395 20366 8	24	261
SRS-2-R-82	2CKA006220A0528	40 11395 20366 8	24	261
SRS-2-R-82	2CKA006220A0528	40 11395 20366 8	24	261
SRS-2-R-82	2CKA006220A0528	40 11395 20366 8	24	261
SRS-2-R-83	2CKA006220A0174	40 11395 18231 4	24	261
SRS-2-R-84	2CKA006220A0175	40 11395 18196 6	24	261
SRS-2-R-84	2CKA006220A0175	40 11395 18196 6	24	261
SRS-2-R-84	2CKA006220A0175	40 11395 18196 6	24	261
SRS-2-R-84	2CKA006220A0175	40 11395 18196 6	24	261

Type	Oder code	EAN	PG	Page
SRS-2-R-84	2CKA006220A0175	40 11395 18196 6	24	261
SRS-2-R-840	2CKA006220A0382	40 11395 19571 0	24	261
SRS-2-R-866	2CKA006220A0545	40 11395 20383 5	24	261
SRS-2-R-884	2CKA006220A0613	40 11395 20447 4	24	261
SRS-2-R-885	2CKA006220A0630	40 11395 20464 1	24	261
SSF/GB	GHQ3050018R0001	40 16779 53467 3	50	138
SSS	GHV9270001V0001	40 13232 02320 0	50	137
ST/A10.1-811	2TMA310161W0001	69 55891 81951 1	26	118
ST/A10.1-825	2TMA310161B0001	69 55891 81952 8	26	118
ST/K 1.1	2CDG120004R0011	40 16779 63022 1	20	93
ST/U10.1.1-811	2TMA310051W0001	69 55891 81943 6	26	117
ST/U10.1.1-825	2TMA310051B0001	69 55891 81944 3	26	117
ST/U10.2.1-811	2TMA310051W0002	69 55891 81945 0	26	117
ST/U10.2.1-825	2TMA310051B0002	69 55891 81946 7	26	117
ST/U10.3.1-811	2TMA310051W0003	69 55891 81947 4	26	117
ST/U10.3.1-825	2TMA310051B0003	69 55891 81948 1	26	117
ST/U10.4.1-811	2TMA310051W0004	69 55891 81949 8	26	117
ST/U10.4.1-825	2TMA310051B0004	69 55891 81950 4	26	117
STR/Z 1.50.1	2CDG110149R0011	40 16779 87716 9	20	19
SU/S 30.640.2	2CDG110275R0011	40 16779 08593 3	26	10
SUG/U 1.1	2CDG110207R0011	40 16779 99736 2	26	94
SV/S 30.160.1.1	2CDG110144R0011	40 16779 86666 8	26	9
SV/S 30.320.1.1	2CDG110166R0011	40 16779 90619 7	26	9
SV/S 30.320.2.1	2CDG110145R0011	40 16779 83766 8	26	10
SV/S 30.640.3.1	2CDG110167R0011	40 16779 90621 0	26	9
SV/S 30.640.5.1	2CDG110146R0011	40 16779 86669 9	26	10
SWM 4	GHQ4030001R0004	40 13232 05740 3	50	136
SWM4/RN	GHQ4030001R0012	40 13232 05750 2	50	136
TA/U3.1.1-CG	2CKA006300A1549	40 11395 23084 8	26	142
TA/U3.1.1-CG	2CKA006300A1549	40 11395 23084 8	26	193
TA/U3.2.1-CG	2CKA006300A1585	40 11395 23122 7	26	142
TA/U3.2.1-CG	2CKA006300A1585	40 11395 23122 7	26	198
TA/U3.3.1-CG	2CKA006300A1597	40 11395 23136 4	26	142
TA/U3.3.1-CG	2CKA006300A1597	40 11395 23136 4	26	195
TA/U3-CG	2CKA006300A1646	40 11395 29730 8	26	142
TA/U3-CG	2CKA006300A1646	40 11395 29730 8	26	142
TA/U3-CG	2CKA006300A1646	40 11395 29730 8	26	142
TA/U3-CG	2CKA006300A1646	40 11395 29730 8	26	193
TA/U3-CG	2CKA006300A1646	40 11395 29730 8	26	195
TA/U3-CG	2CKA006300A1646	40 11395 29730 8	26	198
TA565-11	1TNE968901R3106	69 43747 17034 3	106	
TA565-11	1TNE968901R3106	69 43747 17034 3	106	
TA565-11	1TNE968901R3106	69 43747 17034 3	107	
TA565-11	1TNE968901R3106	69 43747 17034 3	107	
TA565-11	1TNE968901R3106	69 43747 17034 3	107	
TA565-11	1TNE968901R3106	69 43747 17034 3	108	
TA565-9	1TNE968901R3105	69 43747 17033 6	106	
TA565-9	1TNE968901R3105	69 43747 17033 6	106	
TA565-9	1TNE968901R3105	69 43747 17033 6	107	
TA565-9	1TNE968901R3105	69 43747 17033 6	107	
TA565-9	1TNE968901R3105	69 43747 17033 6	107	
TA565-9	1TNE968901R3105	69 43747 17033 6	107	
TB/U1.1.1-CG	2CKA006300A1538	40 11395 23072 5	26	190
TB/U1.2.1-CG	2CKA006300A1578	40 11395 23115 9	26	196
TB/U1.3.1-CG	2CKA006300A1590	40 11395 23128 9	26	194
TB/U12.7.1-CG	2CKA006300A1543	40 11395 23077 0	26	191
TB/U12.8.1-CG	2CKA006300A1544	40 11395 23078 7	26	191
TB/U12-CG	2CKA006300A1645	40 11395 29729 2	26	191
TB/U12-CG	2CKA006300A1645	40 11395 29729 2	26	191
TB/U1-CG	2CKA006300A1641	40 11395 29642 4	26	194
TB/U1-CG	2CKA006300A1641	40 11395 29642 4	26	196
TB/U1-CG	2CKA006300A1641	40 11395 29642 4	26	190
TB/U2.4.1-CG	2CKA006300A1539	40 11395 23073 2	26	190
TB/U2.5.1-CG	2CKA006300A1540	40 11395 23074 9	26	190

Selection Table According to Type

Type	Oder code	EAN	PG	Page
TB/U2.7.1-CG	2CKA006300A1580	40 11395 23117 3	26	196
TB/U2.8.1-CG	2CKA006300A1579	40 11395 23116 6	26	194
TB/U2-CG	2CKA006300A1642	40 11395 29726 1	26	190
TB/U2-CG	2CKA006300A1642	40 11395 29726 1	26	190
TB/U2-CG	2CKA006300A1642	40 11395 29726 1	26	194
TB/U2-CG	2CKA006300A1642	40 11395 29726 1	26	196
TB/U4.4.1-CG	2CKA006300A1541	40 11395 23075 6	26	190
TB/U4.5.1-CG	2CKA006300A1612	40 11395 25626 8	26	191
TB/U4.7.1-CG	2CKA006300A1581	40 11395 23118 0	26	196
TB/U4.8.1-CG	2CKA006300A1593	40 11395 23132 6	26	194
TB/U4-CG	2CKA006300A1643	40 11395 29727 8	26	190
TB/U4-CG	2CKA006300A1643	40 11395 29727 8	26	191
TB/U4-CG	2CKA006300A1643	40 11395 29727 8	26	194
TB/U4-CG	2CKA006300A1643	40 11395 29727 8	26	196
TB/U6.4.1-CG	2CKA006300A1542	40 11395 23076 3	26	191
TB/U6.5.1-CG	2CKA006300A1602	40 11395 25416 5	26	191
TB/U6.7.1-CG	2CKA006300A1582	40 11395 23119 7	26	196
TB/U6.8.1-CG	2CKA006300A1594	40 11395 23133 3	26	194
TB/U6-CG	2CKA006300A1644	40 11395 29728 5	26	191
TB/U6-CG	2CKA006300A1644	40 11395 29728 5	26	191
TB/U6-CG	2CKA006300A1644	40 11395 29728 5	26	194
TB/U6-CG	2CKA006300A1644	40 11395 29728 5	26	196
TB5600-2ETH	1SAP110300R0278	40 13614 50891 2	105	
TBR/U4.7.1-CG	2CKA006300A1545	40 11395 23079 4	26	192
TBR/U4.8.1-CG	2CKA006300A1546	40 11395 23081 7	26	192
TBR/U4-CG	2CKA006300A1648	40 11395 29732 2	26	192
TBR/U4-CG	2CKA006300A1648	40 11395 29732 2	26	192
TBW/U.1.1-CG	2CKA006300A1548	40 11395 23083 1	26	193
TBW/U.2.1-CG	2CKA006300A1584	40 11395 23121 0	26	197
TBW/U.3.1-CG	2CKA006300A1596	40 11395 23135 7	26	195
TBW/U-CG	2CKA006300A1654	40 11395 29738 4	26	193
TBW/U-CG	2CKA006300A1654	40 11395 29738 4	26	195
TBW/U-CG	2CKA006300A1654	40 11395 29738 4	26	197
TD-C 1.1	2CDG220023R0011	40 13614 55241 0	50	136
TH/U 1.1	2CSY265232R2021	80 12542 65232 8		144
TH/U 1.1	2CSY265232R2021	80 12542 65232 8		281
TH/U 1.1.CH	2CSK202481R1922	80 12542 02481 1		145
TH/U 1.1.CH	2CSK202481R1922	80 12542 02481 1		305
TH/U 1.1.ZA	2CSY249430R5200	80 12542 49430 0		302
TH/U 1.1.ZC	2CSY247160R5200	80 12542 47160 8		302
TH/U 1.1.ZS	2CSY242070R5200	80 12542 42070 5		302
TH/U 1.1.ZW	2CSY244340R5200	80 12542 44340 7		302
TP/T 1	2CSY289621R3801	80 12542 89621 0		143
TR/A 1.1	2CDG120060R0011	40 16779 01572 1	20	112
TR/U 1.1	2CSY235683R2001	80 12542 35683 7		144
TR/U 1.1	2CSY235683R2001	80 12542 35683 7		281
TR/U 1.1.CH	2CSK289601R1902	80 12542 89601 2		145
TR/U 1.1.CH	2CSK289601R1902	80 12542 89601 2		305
TR/U 1.1.ZA	2CSY249500R5000	80 12542 49500 0		302
TR/U 1.1.ZC	2CSY247300R5000	80 12542 47300 8		302
TR/U 1.1.ZS	2CSY242210R5000	80 12542 42210 5		302
TR/U 1.1.ZW	2CSY244410R5000	80 12542 44410 7		302
TR/U.1.1-CG	2CKA006300A1547	40 11395 23082 4	26	192
TR/U.2.1-CG	2CKA006300A1583	40 11395 23120 3	26	197
TR/U.3.1-CG	2CKA006300A1595	40 11395 23134 0	26	195
TR/U-CG	2CKA006300A1647			192
TR/U-CG	2CKA006300A1647			195
TR/U-CG	2CKA006300A1647			197
TS/T 1	2CSY259412R2041	80 12542 59412 3		146
TS/T 1	2CSY259412R2041	80 12542 59412 3		282
TS/T 1	2CSY259412R2041	80 12542 59412 3		307
TS/T 1.1	2CSY232175R2041	80 12542 32175 0		146
TS/T 1.1	2CSY232175R2041	80 12542 32175 0		282

Type	Oder code	EAN	PG	Page
TS/T 1.1	2CSY232175R2041	80 12542 32175 0		307
TSA/K 230.2	2CDG120049R0011	40 1677995067 1	20	94
TSA/K 24.2	2CDG120050R0011	40 1677995068 8	20	94
TSN/U.2.1-CG	2CKA006300A1603	40 11395 25417 2	26	143
TSN/U.2.1-CG	2CKA006300A1603	40 11395 25417 2	26	193
TSN/U-CG	2CKA006300A1653	40 11395 29737 7	26	143
TSN/U-CG	2CKA006300A1653	40 11395 29737 7	26	193
TZE/U.0.1.CK	2CKA006300A1633	40 11395 25829 3	26	199
TZE/U.0.2.CK	2CSY245271S3601	80 12542 54471 5	26	143
TZE/U.0.2.CK	2CSY245271S3601	80 12542 54471 5	26	199
TZE/U.0.3.CK	2CSY233741S3611	80 12542 54231 5		143
TZE/U.0.3.CK	2CSY233741S3611	80 12542 54231 5		199
TZW/U.0.1.CK	2CKA006300A1611	40 11395 25432 5	26	199
UD/S 2.315.2.1	2CKA006197A0053	40 11395 25192 8	33	71
UD/S 4.210.2.1	2CKA006197A0047	40 11395 25186 7	33	70
UD/S 4.315.2.1	2CKA006197A0057	40 11395 25196 6	33	71
UD/S 6.210.2.1	2CKA006197A0049	40 11395 25188 1	33	70
UD/S 6.315.2.1	2CKA006197A0061	40 11395 25200 0	33	72
UK/S 32.2	2CDG110071R0011	40 16779 65577 4	26	124
US/E 1	GHQ6310009R0001	40 16779 00570 8	20	19
US/U 12.2	2CDG110065R0011	40 16779 65012 0	26	33
US/U 2.2	GHQ6310074R0111	40 16779 56483 0	26	33
US/U 2.2	GHQ6310074R0111	40 16779 56483 0	26	93
US/U 2.3	2CDG110308R0011	40 53546 11157 6	26	33
US/U 4.2	GHQ6310070R0111	40 16779 56481 6	26	33
US/U 4.2	GHQ6310070R0111	40 16779 56481 6	26	93
US/U 4.3	2CDG110309R0011	40 53546 11158 3	26	33
USB/S 1.2	2CDG110243R0011	40 16779 06450 7	26	17
VA/Z 10.1	2CDG120009R0011	40 16779 65319 0	20	94
VA/Z 50.1	2CDG120010R0011	40 16779 65320 6	20	94
VA/Z 78.1	2CDG120011R0011	40 16779 65321 3	20	94
VA/Z 80.1	2CDG120012R0011	40 16779 65322 0	20	94
VAA/A 6.24.2	2CDG120061R0011	40 16779 06371 5	20	92
VAA/S 12.230.2.1	2CDG110117R0011	40 16779 82987 8	26	92
VAA/S 6.230.2.1	2CDG110116R0011	40 16779 82986 1	26	92
VB/K 100.1	GHQ6301908R0003	40 16779 50103 3	20	18
VB/K 200.1	GHQ6301908R0001	40 16779 46980 7	20	18
VB/K 270.1	GHQ6301908R0002	40 16779 46990 6	20	18
VB/K 360.1	GHQ6301908R0004	40 16779 84676 9	20	18
VC/S 4.1.1	2CDG110216R0011	40 16779 01148 8	26	92
VC/S 4.2.1	2CDG110217R0011	40 16779 01149 5	26	92
VCO/S 150.2	2CKA006136A0220	40 11395 31018 2	26	124
VMRS/W	GHQ3201972R0011	40 16779 50658 8	50	135
WB/Z 11.1	2CDG120088R0011	40 16779 13953 3	20	34
WES/A 4.1.1	2CDG120091R0011	40 16779 13951 9	20	34
WRK/W	2CDG250003R0011	40 16779 66404 2	50	136
WS/S 4.1.1.2	2CDG110191R0011	40 1677992937 0	26	35
WZ/S 1.3.1.2	2CDG110184R0011	40 1677958612 2	26	34
YUB/U1.0.1-001	2TYZ120001R00600	69 41593 46238 4		185
YUB/U1.0.1-131	2TYZ120001R0300	69 41593 46244 5		185
YUB/U1.0.1-411	2TYZ120001R0500	69 41593 46250 6		185
YUB/U2.0.1-001	2TYZ120002R0600	69 41593 46239 1		185
YUB/U2.0.1-131	2TYZ120002R0300	69 41593 46245 2		185
YUB/U2.0.1-411	2TYZ120002R0500	69 41593 46251 3		185
YUB/U3.0.1-001	2TYZ120003R0600	69 41593 46240 7		185
YUB/U3.0.1-131	2TYZ120003R0300	69 41593 46246 9		185
YUB/U3.0.1-411	2TYZ120003R0500	69 41593 46252 0		185
YUB/U4.0.1-001	2TYZ120004R0600	69 41593 46241 4		186
YUB/U4.0.1-131	2TYZ120004R0300	69 41593 46247 6		186
YUB/U4.0.1-411	2TYZ120004R0500	69 41593 46253 7		186
YUB/U4.0.1-411	2TYZ120102R0500	69 41593 46254 4		186
YUBR/U0.0.1-001	2TYZ120102R0600	69 41593 46242 1		186
YUBR/U0.0.1-131	2TYZ120102R0300	69 41593 46248 3		186



Further Information and Local Contacts:
abb.com/knx

Note:
We reserve the right to make technical changes or modify the contents of this document without prior notification. With regard to purchase orders, the agreed particulars shall prevail. ABB does not accept any responsibility whatsoever for potential errors or possible lack of information in this document.

We reserve all rights in this document and in the subject matter and illustrations contained therein. Any reproduction, disclosure to third parties or utilization of its contents – in whole or in part – is forbidden without prior written consent of ABB.

© Copyright 2024 ABB. All rights reserved.

9AKK107492A31B8 Rev. J (03.2024)